

Excellence
DELIVERED



FedEx
St. Jude
INVITATIONALSM

MEDIA GUIDE

AUGUST 4-8

TPC SOUTHWIND

Table of Contents

Welcome from FedEx.....	2	Workday Championship Facts.....	127-128
St. Jude Children’s Research Hospital.....	3	Results of 2021 Workday Championship at The Concession.....	129
Schedule of Events.....	4	Results of 2020 Mexico Championship.....	130
Media Facts.....	5-6	Results of 2019 Mexico Championship.....	131
Tournament Officials.....	7	Results of 2018 Mexico Championship.....	132
2021 Scorecard.....	7	Results of 2017 Mexico Championship.....	133
Phil Cannon Memorial Scholarship.....	8	Results of 2016 Cadillac Championship.....	134
HISTORY OF THE FEDEX ST. JUDE INVITATIONAL.....	9-59	Results of 2015 Cadillac Championship.....	135
Results of 2020 FedEx St. Jude Invitational.....	10	Results of 2014 Cadillac Championship.....	136
Results of 2019 FedEx St. Jude Invitational.....	11	Results of 2013 Cadillac Championship.....	137
Results of 2018 Bridgestone Invitational.....	12	Results of 2012 Cadillac Championship.....	138
Results of 2017 Bridgestone Invitational.....	13	Results of 2011 Cadillac Championship.....	139
Results of 2016 Bridgestone Invitational.....	14	Results of 2010 CA Championship.....	140
Results of 2015 Bridgestone Invitational.....	15	Results of 2009 CA Championship.....	141
Results of 2014 Bridgestone Invitational.....	16	Results of 2008 CA Championship.....	142
Results of 2013 Bridgestone Invitational.....	17	Results of 2007 CA Championship.....	143
Results of 2012 Bridgestone Invitational.....	18	Results of 2006 American Express Championship.....	144
Results of 2011 Bridgestone Invitational.....	19	Results of 2005 American Express Championship.....	145
Results of 2010 Bridgestone Invitational.....	20	Results of 2004 American Express Championship.....	146
Results of 2009 Bridgestone Invitational.....	21	Results of 2003 American Express Championship.....	147
Results of 2008 Bridgestone Invitational.....	22	Results of 2002 American Express Championship.....	148
Results of 2007 Bridgestone Invitational.....	23	Results of 2001 American Express Championship.....	149
Results of 2006 Bridgestone Invitational.....	24	Results of 2000 American Express Championship.....	150
Results of 2005 NEC Invitational.....	25	Results of 1999 American Express Championship.....	151
Results of 2004 NEC Invitational.....	26	HSBC Champions Facts.....	152
Results of 2003 NEC Invitational.....	27	Results of 2020-21 HSBC Champions.....	153
Results of 2002 NEC Invitational.....	28	Results of 2019-20 HSBC Champions.....	154
Results of 2001 NEC Invitational.....	29	Results of 2018-19 HSBC Champions.....	155
Results of 2000 NEC Invitational.....	30	Results of 2017-18 HSBC Champions.....	156
Results of 1999 NEC Invitational.....	31	Results of 2016-17 HSBC Champions.....	157
FedEx St. Jude Invitational Invitational Records.....	32-33	Results of 2015 HSBC Champions.....	158
Breakdown of Round Leaders.....	34	Results of 2014 HSBC Champions.....	159
FedEx St. Jude Invitational Top-10 Finishes.....	35-36	Results of 2013 HSBC Champions.....	160
FedEx St. Jude Invitational Money Leaders.....	37	Results of 2012 HSBC Champions.....	161
FedEx St. Jude Invitational Career Stroke Averages.....	37	Results of 2011 HSBC Champions.....	162
FedEx St. Jude Invitational Player Records.....	38-59	Results of 2010 HSBC Champions.....	163
PLAYER RECORDS.....	60-106	Results of 2009 HSBC Champions.....	164
Player Bios.....	61-100	TPC Southwind.....	165-196
WORLD GOLF CHAMPIONSHIPS.....	101-163	Scoring Records for FedEx St. Jude Classic (at TPC Southwind).....	166-167
Dell Technologies Match Play Facts.....	102-103	TPC Southwind Hole-by-Hole Descriptions.....	168-170
Results of 2021 Dell Technologies Match Play.....	104	2020-21 World Golf Championships Schedule.....	171
Results of 2020 Dell Technologies Match Play.....	105		
Results of 2019 Dell Technologies Match Play.....	106		
Results of 2018 Dell Technologies Match Play.....	107		
Results of 2017 Dell Technologies Match Play.....	108		
Results of 2016 Dell Match Play.....	109		
Results of 2015 Cadillac Match Play.....	110		
Results of 2014 Accenture Match Play Championship.....	111		
Results of 2013 Accenture Match Play Championship.....	112		
Results of 2012 Accenture Match Play Championship.....	113		
Results of 2011 Accenture Match Play Championship.....	114		
Results of 2010 Accenture Match Play Championship.....	115		
Results of 2009 Accenture Match Play Championship.....	116		
Results of 2008 Accenture Match Play Championship.....	117		
Results of 2007 Accenture Match Play Championship.....	118		
Results of 2006 Accenture Match Play Championship.....	119		
Results of 2005 Accenture Match Play Championship.....	120		
Results of 2004 Accenture Match Play Championship.....	121		
Results of 2003 Accenture Match Play Championship.....	122		
Results of 2002 Accenture Match Play Championship.....	123		
Results of 2001 Accenture Match Play Championship.....	124		
Results of 2000 Accenture Match Play Championship.....	125		
Results of 1999 Accenture Match Play Championship.....	126		

Welcome from FedEx

Welcome to the third annual World Golf Championships-FedEx St. Jude Invitational. We are so glad to be together with you on the course this year in support of a great cause.

FedEx is proud of our 35-year relationship with the PGA TOUR's stop in Memphis, and it's a privilege to continue our support of St. Jude Children's Research Hospital and their fight against childhood cancer and other life-threatening diseases.

This tournament is an important part of our local community and brings top players in the world to Memphis. At this point in the season, winning is crucial for these players to maximize their place in the FedExCup standings leading into the FedExCup Playoffs.

Special thanks go to those who planned this year's tournament amid uncertain times and put in place many new steps to prioritize the health and safety of the players, caddies, and fans who will be on-site during tournament week. Our appreciation goes to the PGA TOUR and the tournament staff who have led us through this past year and back into an event we can all be excited to attend once again.



Frederick W. Smith
Chairman and CEO
FedEx Corp.

The FedEx logo, consisting of the word "FedEx" in a bold, sans-serif font. The "E" is stylized with a white outline. A registered trademark symbol (®) is located to the right of the "x".

Welcome from St. Jude Children's Research Hospital

Thank you for joining us for the 2021 World Golf Championships-FedEx St. Jude Invitational, benefitting the lifesaving mission of St. Jude Children's Research Hospital.

On behalf of everyone at ALSAC and St. Jude, we are so honored and proud to be associated with this world-class tournament, which continues a golfing tradition and legacy of philanthropy of more than 60 years. We are incredibly thankful for the dedication and commitment of our donors, volunteers, and supporters of this outstanding PGA TOUR event.

Events like the WGC-FedEx St. Jude Invitational help generate much-needed funds and awareness to help St. Jude continue to lead the way the world understands, treats, and defeats childhood cancer and other diseases that threaten children's lives. Because of you and events like this, St. Jude can continue the ground-breaking research and treatment that is making a difference every day in the lives of children battling these diseases in communities around the globe.

Our deepest thanks and appreciation go to everyone who makes this tournament a truly incredible stop on the PGA TOUR, especially title sponsor FedEx with their decades-long support of the mission of St. Jude.

Thank you for being a part of the WGC-FedEx St. Jude Invitational and for all you do for the kids of St. Jude Children's Research Hospital.

Best Regards,



Richard C. Shadyac Jr.
President and Chief Executive Officer
ALSAC, the fundraising and awareness organizations for St. Jude Children's Research Hospital



Finding cures. Saving children.

ALSAC • DANNY THOMAS, FOUNDER

Schedule of Events

*All times in Central Standard Time (CST)

MONDAY, AUGUST 2

Course Closed to Public

TUESDAY, AUGUST 3

Course Closed to Public

Practice Round for Professionals

WEDNESDAY, AUGUST 4

Gates open at 9 a.m.

Practice Round for Professionals

7 - 10:46 a.m. FedEx Pro-Am
Off 1st and 10th Tees

THURSDAY, AUGUST 5

Gates open at 8:30 a.m.

11 a.m. - 1 p.m. Purple Eagle Ceremony
Practice Range at FedEx Plane

9:15 a.m. First Round of Competition
Threesomes off 1st and 10th Tees

9 a.m. - 4 p.m. PGA TOUR LIVE - Featured Groups

10 - 4 p.m. PGA TOUR Radio (SiriusXM and PGA
TOUR Digital platforms)

11 - 4 p.m. GOLF Channel

FRIDAY, AUGUST 6

Gates open at 8:30 a.m.

9:15 a.m. - 1 p.m. Second Round of Competition
Threesomes off 1st and 10th Tees

9 a.m. - 4 p.m. PGA TOUR LIVE - Featured Groups

10 - 4 p.m. PGA TOUR Radio (SiriusXM and PGA
TOUR Digital platforms)

11 - 4 p.m. GOLF Channel

SATURDAY, AUGUST 7

Gates open at 7 a.m.

7:45 a.m. Third Round of Competition
Twosomes off 1st Tee

8 a.m. - 1 p.m. PGA TOUR LIVE - Featured Groups

11 a.m. - 1 p.m. GOLF Channel

12 - 5 p.m. PGA TOUR Radio (SiriusXM and PGA
TOUR Digital platforms)

1 - 5 p.m. PGA TOUR LIVE - Featured Holes

1 - 5 p.m. CBS

SUNDAY, AUGUST 8

Gates open at 7 a.m.

7:45 a.m. Final Round of Competition
Twosomes off 1st Tee

8 a.m. - 1 p.m. PGA TOUR LIVE - Featured Groups

11 a.m. - 1 p.m. GOLF Channel

12 - 5 p.m. PGA TOUR Radio (SiriusXM and PGA
TOUR Digital platforms)

1 - 5 p.m. PGA TOUR LIVE - Featured Holes

1 - 5 p.m. CBS

5 p.m. Closing Ceremonies
18 green

2021 FedEx St. Jude Invitational Facts

EVENT: World Golf Championships-FedEx St. Jude Invitational (WGC-FedEx St. Jude Invitational on second reference)

The FedEx St. Jude Invitational is one of four World Golf Championships sanctioned and organized by the operational committee of the International Federation of PGA Tours, which includes the Asian Tour, European Tour, Japan Golf Tour, PGA TOUR, PGA Tour of Australasia, and Southern Africa Tour. The other World Golf Championships include the Workday Championship at The Concession (Florida, USA), the Dell Technologies Match Play (Texas, USA), and the HSBC Champions (China).



DATE: August 2-8, 2021

SITE: TPC Southwind

PAR/YARDAGE: 35-35=70/7,233 yards

2020 CHAMPION: Justin Thomas, 267(-13)

ARCHITECT: Ron Prichard (1988) with Hubert Green, Fuzzy Zoeller as consultants

FORMAT: Four-day, 72-hole stroke-play competition; no cut

PURSE: \$10.5 million (US); \$1.89 million to the winner
Prize money will be considered official on each player's home Tour

ELIGIBILITY: Field

- The top 50 players, including any tied for 50th place, from the Official World Golf Ranking as of Monday, July 26, 2021 (through the 3M Open).
- The top 50 players, including any tied for 50th place, from the Official World Golf Ranking as of Monday, August 2, 2021 (through the Olympics)
- Tournament winners, whose victories are considered official, of tournaments from the Federation Tours since the prior year's WGC-FedEx St. Jude Invitational (with an Official World Golf Ranking Strength of Field Rating of 115 points or more).
- The winner of the following tournaments from each of the following Tours:
 - Japan Golf Tour: Bridgestone Open (2020)
 - Australasian Tour: Order of Merit (as of March 28, 2021)
 - Southern Africa Tour: Dimension Data Pro-Am (2021)
 - Asian Tour: Order of Merit (as of July 12, 2021)

TV LISTINGS: The WGC-FedEx St. Jude Invitational is broadcast more than 216 countries and territories in 28 languages. (Times below are in Central Standard Time)

Thursday and Friday	11 - 4 p.m. CST	GOLF Channel
Saturday and Sunday	11 a.m. – 1 p.m. CST	GOLF Channel
	1 - 5 p.m. CST	CBS

TROPHY: Gary Player Cup

WEBSITE: www.wgcfedex.com

CHARITABLE PROCEEDS: Memphis has had a PGA TOUR stop since 1958 and the St. Jude Children's Hospital has been the direct charitable beneficiary since 1970, with the tournament raising over \$50 million for St. Jude's.

2021 FedEx St. Jude Invitational Facts

UMBRELLA SPONSORS: FedEx, HSBC, Workday, Dell Technologies

SOCIAL MEDIA: Facebook: /WGCFedEx
Twitter: @WGCFedEx
Instagram: @WGCFedEx

CHAMPIONSHIP OFFICE: World Golf Championships-FedEx St. Jude Invitational
3325 Club at Southwind
Memphis, TN 38125
Phone: 901-748-0534

Executive Director:

Darrell Smith

Tournament Director:

Erin Stone

Tournament Services Manager:

Nikki Paine

Tournament Operations Manager:

Tim Lawman

Sales Manager:

Matt Young

MEDIA CONTACTS:

Rachel Noble, Communications Specialist, PGA TOUR
860-841-2424, rachelnoble@pgatourhq.com

Tournament Officials

Tournament Staff

Darrell Smith	Executive Director
Erin Stone	Tournament Director
Tim Lawman	Tournament Operations Manager
Nikki Paine	Tournament Services Manager
Matt Young	Sales Manager

Rules Staff

Gary Young	Tournament Director/VP Rules & Competition, PGA TOUR
David Donnelly	Advance Rules Official, PGA TOUR
Mark Dusbabek	Rules Official, PGA TOUR
Brad Fabel	Rules Official, PGA TOUR
Andrew Miller	Rules Official, PGA TOUR
Michael Peterson	Rules Official, PGA TOUR
Ken Tackett	Rules Official, PGA TOUR
Robby Ware	Rules Official, PGA TOUR

Communications Staff

Rachel Noble	Specialist, Communications, PGA TOUR
Michael Baliker	Senior Manager, Communications, PGA TOUR
Stewart Moore	Senior Director, Communications, PGA TOUR
Doug Milne	Senior Manager, Communications, PGA TOUR
Tracey Veal	Manager, Media Relations, PGA TOUR

2021 FedEx St. Jude Invitational Scorecard

HOLE	1	2	3	4	5	6	7	8	9	OUT	10	11	12	13	14	15	16	17	18	IN	TOTAL	
Marker's Notes																						



Player _____

Tee _____ Time _____

Date _____ Round _____

DO NOT WRITE
IN THIS SPACE





2021 Official Scorecard




TPC Southwind

HOLE	1	2	3	4	5	6	7	8	9	OUT	10	11	12	13	14	15	16	17	18	IN	TOTAL	
Yards	434	401	579	196	485	445	482	171	457	3650	465	162	406	472	195	395	530	505	453	3583	7233	
Par	4	4	5	3	4	4	4	3	4	35	4	3	4	4	3	4	5	4	4	35	70	
Score																						

MARKER'S SIGNATURE

COMPETITOR'S SIGNATURE

Phil Cannon Memorial Scholarship

Following three years of year-to-year funding for the Phil Cannon Memorial Scholarship, the board of Youth Programs, Inc., the charitable foundation of the World Golf Championships-FedEx St. Jude Invitational has permanently endowed this scholarship awarded to University of Memphis journalism students.

Phil enjoyed life to the fullest, and much of that joy came from being involved for nearly 50 years with the WGC-FedEx St. Jude Invitational, Memphis' official PGA TOUR event. Phil served as Tournament Director for the event from 1999-2015.

He began his work with the tournament as a volunteer in 1963 as a sophomore at White Station High School in Memphis. From 1968-1989, before joining the full-time tournament staff in 1990, Phil volunteered for the event as scorer inside the Media Center, often taking his vacation time to volunteer for the event.

During Phil's tenure as Tournament Director, the event achieved great success, and to date the tournament has generated more than \$50 million for St. Jude Children's Research Hospital.

"Phil Cannon personified the spirit of the potential of both Memphis and Youth Programs, as evidenced by the progress St. Jude and the tournament have made over the past few decades," said Jack Sammons, General Chairman of Youth Programs, Inc. "The WGC-FedEx St. Jude Invitational brings recognition to St. Jude, UofM and our great city more than any other sporting event in recent memory. Phil Cannon was a pioneer in developing this tournament and a gentleman who very much deserved this honor for a life well lived."

With more than 300 undergraduate and 40 graduate students, the Department of Journalism and Strategic Media trains tomorrow's innovators. Its programs focus on applied journalism to help students learn the concepts and skills to be effective news, public relations and advertising professionals.



History of the FedEx St. Jude Invitational

Justin Thomas won the 2020 WGC-FedEx St. Jude Invitational for his second World Golf Championships title.



2020 FedEx St. Jude Invitational

TPC Southwind, Memphis, TN

Purse: \$10,500,000

Par/Yards: 35-35-70/7,277

July 30-August 2, 2020

LEADERS	First Round	Second Round	Third Round
	Brooks Koepka..... 62 (-8)	Brendon Todd..... 129 (-11)	Brendon Todd..... 198 (-12)
	Rickie Fowler..... 64 (-6)	Rickie Fowler..... 131 (-9)	Byeong Hun An..... 199 (-11)
	Brendon Todd..... 64 (-6)	Byeong Hun An..... 133 (-7)	Rickie Fowler..... 200 (-10)
	Sung Kang..... 65 (-5)	Brooks Koepka..... 133 (-7)	Brooks Koepka..... 201 (-9)
	Justin Thomas..... 66 (T5)	Chez Reavie..... 133 (-7)	Justin Thomas..... 202 (-8)
		Justin Thomas..... 136 (T12)	

36-HOLE CUT: No cut. All 78 players completed 72 holes.

WEATHER: Thursday: Partly sunny with intermittent showers. High of 91. Wind SW 12-16 mph, with gusts to 20 mph. **Friday:** Partly cloudy. High of 88. Wind SW 12-17 mph, with gusts to 23 mph. Due to expected inclement weather, tee times were moved to 7-9 a.m. CT. **Saturday:** Cloudy with early morning showers. High of 79. Wind W/NW 10-15 mph. Due to expected inclement weather, tee times were moved to threesomes off of both tees from 10 a.m. - noon CT. **Sunday:** Partly cloudy. High of 86. Wind WSW 5-10 mph.



WINNER: Justin Thomas

66-70-66-65-267

\$1,820,000

JUSTIN THOMAS..... 1	66-70-66-65 267	550.00	1,820,000.00	Graeme McDowell..... T35	68-70-70-69 277	19.27	56,111.11
Tom Lewis..... T2	73-70-61-66 270	192.50	695,000.00	Sergio Garcia..... T35	67-71-68-71 277	19.27	56,111.11
Brooks Koepka..... T2	62-71-68-69 270	192.50	695,000.00	Henrik Stenson..... T35	69-69-70-69 277	19.27	56,111.11
Daniel Berger..... T2	71-67-67-65 270	192.50	695,000.00	Tommy Fleetwood..... T35	72-67-73-65 277	19.27	56,111.12
Phil Mickelson..... T2	67-70-66-67 270	192.50	695,000.00	Jason Kokrak..... T44	69-68-71-70 278	12.66	49,000.00
Louis Oosthuizen..... T6	68-67-68-68 271	87.17	268,333.33	Sung Kang..... T44	65-69-72-72 278	12.66	49,000.00
Chez Reavie..... T6	66-67-70-68 271	87.17	268,333.33	Mackenzie Hughes..... T44	68-71-70-69 278	12.66	49,000.00
Jason Day..... T6	68-67-69-67 271	87.17	268,333.34	Patrick Reed..... T47	71-69-69-70 279	11.05	46,500.00
Matt Fitzpatrick..... T6	70-64-69-68 271	87.17	268,333.33	Rory McIlroy..... T47	73-66-73-67 279	11.05	46,500.00
Xander Schauffele..... T6	68-70-67-66 271	87.17	268,333.34	Lucas Herbert..... T49	71-73-69-67 280	0.00	44,000.00
Shane Lowry..... T6	68-69-67-67 271	87.17	268,333.33	Tyler Duncan..... T49	74-70-66-70 280	9.63	44,000.00
Byeong Hun An..... T12	68-65-66-73 272	65.33	166,666.66	Matthew Wolff..... T49	69-74-65-72 280	9.63	44,000.00
Webb Simpson..... T12	69-66-69-68 272	65.33	166,666.67	Joaquin Niemann..... T52	73-73-68-67 281	7.44	40,000.00
Dustin Johnson..... T12	69-68-68-67 272	65.33	166,666.67	Jon Rahm..... T52	70-74-71-66 281	7.44	40,000.00
Brendon Todd..... T15	64-65-69-75 273	55.20	131,400.00	Max Homa..... T52	66-73-72-70 281	7.44	40,000.00
Rickie Fowler..... T15	64-67-69-73 273	55.20	131,400.00	Keegan Bradley..... T52	68-70-70-73 281	7.44	40,000.00
Ryan Palmer..... T15	69-69-71-64 273	55.20	131,400.00	Marc Leishman..... T52	70-69-69-73 281	7.44	40,000.00
Abraham Ancer..... T15	67-75-65-66 273	55.20	131,400.00	Michael Thompson..... T57	70-74-69-69 282	6.23	37,250.00
Scottie Scheffler..... T15	69-67-69-68 273	55.20	131,400.00	Gary Woodland..... T57	71-69-73-69 282	6.23	37,250.00
Erik van Rooyen..... T20	71-70-68-65 274	0.00	106,200.00	Matt Jones..... T59	71-72-69-71 283	5.33	35,250.00
Christiaan Bezuidenhout..... T20	71-69-64-70 274	0.00	106,200.00	Cameron Smith..... T59	72-72-71-68 283	5.33	35,250.00
Collin Morikawa..... T20	70-71-67-66 274	46.47	106,200.00	Jazz Janewattananond..... T59	75-71-68-69 283	0.00	35,250.00
Joel Dahmen..... T20	72-67-65-70 274	46.47	106,200.00	Viktor Hovland..... T59	67-75-72-69 283	5.33	35,250.00
Hideki Matsuyama..... T20	68-71-67-68 274	46.47	106,200.00	Robert MacIntyre..... T59	71-73-69-70 283	0.00	35,250.00
Kevin Kisner..... T25	70-68-72-65 275	36.83	87,200.00	Matt Wallace..... T59	72-71-73-67 283	5.33	35,250.00
Billy Horschel..... T25	70-70-68-67 275	36.83	87,200.00	Victor Perez..... T65	73-71-70-70 284	0.00	33,250.00
Matt Kuchar..... T25	66-72-71-66 275	36.83	87,200.00	Tony Finau..... T65	70-68-72-74 284	4.42	33,250.00
Bubba Watson..... T25	68-70-71-66 275	36.83	87,200.00	Brandt Snedeker..... T67	73-71-72-69 285	3.97	32,625.00
Cameron Champ..... T25	71-68-67-69 275	36.83	87,200.00	Paul Casey..... T67	71-78-69-67 285	3.97	32,625.00
J.T. Poston..... T30	70-68-70-68 276	28.33	72,000.00	Ian Poulter..... T69	73-69-72-73 287	3.44	32,000.00
Jordan Spieth..... T30	68-69-68-71 276	28.33	72,000.00	Danny Willett..... T69	69-70-74-74 287	3.44	32,000.00
Andrew Landry..... T30	70-72-66-68 276	28.33	72,000.00	Tyrrell Hatton..... T69	72-69-73-73 287	3.44	32,000.00
Corey Conners..... T30	72-68-66-70 276	28.33	72,000.00	Adam Hadwin..... T72	73-71-75-69 288	3.12	31,375.00
Bryson DeChambeau..... T30	67-73-69-67 276	28.33	72,000.00	C.T. Pan..... T72	72-74-70-72 288	3.12	31,375.00
Sungjae Im..... T35	67-68-69-73 277	19.27	56,111.11	Bernd Wiesberger..... T74	71-73-75-70 289	0.00	31,000.00
Patrick Cantlay..... T35	73-72-65-67 277	19.27	56,111.11	Shaun Norris..... T75	73-76-72-69 290	0.00	30,625.00
Kevin Streelman..... T35	71-66-71-69 277	19.27	56,111.11	Haotong Li..... T75	68-73-74-75 290	0.00	30,625.00
Kevin Na..... T35	72-64-74-67 277	19.27	56,111.11	Sebastian Soderberg..... T77	72-71-75-73 291	0.00	30,250.00
Nick Taylor..... T35	69-70-67-71 277	19.27	56,111.11	Rafa Cabrera Bello..... T78	73-74-76-72 295	2.49	30,000.00

2019 FedEx St. Jude Invitational

TPC Southwind, Memphis, TN

Purse: \$10,250,000

Par/Yards: 35-35--70 | 7,237

July 25-28, 2019

LEADERS	First Round	Second Round	Third Round
	Jon Rahm 62 (-8)	Matthew Fitzpatrick 131 (-9)	Rory McIlroy 198 (-12)
	Bubba Watson 65 (-5)	Billy Horschel 133 (-7)	Brooks Koepka 199 (-11)
	Shugo Imahira 65 (-5)	Patrick Cantlay 133 (-7)	Matthew Fitzpatrick 200 (-10)
	Hideki Matsuyama 65 (-5)	Cameron Smith 133 (-7)	Marc Leishman 201 (-9)
	Patrick Cantlay 65 (-5)	Jon Rahm 133 (-7)	Alex Noren 201 (-9)
	Cameron Smith 65 (-5)	Brooks Koepka 135 (-5)	Jon Rahm 201 (-9)
	Brooks Koepka 68 (-2)		

CUT: No cut. All 64 professionals completed 72 holes.

WEATHER: Thursday: Mostly sunny. High of 84. Wind NE 6-12 mph. Friday: Mostly sunny. High of 87. Wind SSW 4-8 mph. Saturday: Partly cloudy. High of 89. Wind SSW 5-10 mph. Sunday: Partly cloudy. High of 90. Wind S 5-10 mph.



Winner: Brooks Koepka

68-67-64-65 264

\$1,745,000.00

Brooks Koepka	1	68-67-64-65 264	550.00	1,745,000.00					
Webb Simpson	2	69-66-68-64 267	315.00	1,095,000.00	Jim Furyk.....	T27	74-65-70-68 277	27.96	86,250.00
Marc Leishman.....	3	69-69-63-67 268	200.00	602,000.00	Henrik Stenson.....	T27	69-67-72-69 277	27.96	86,250.00
Rory McIlroy	T4	69-67-62-71 269	120.00	384,333.33	Brandt Snedeker.....	T27	69-73-69-66 277	27.96	86,250.00
Tommy Fleetwood.....	T4	68-70-65-66 269	120.00	384,333.33	Kevin Kisner.....	T27	77-67-66-67 277	27.96	86,250.00
Matthew Fitzpatrick	T4	67-64-69-69 269	0.00	384,333.33	Tony Finau.....	T27	70-71-68-68 277	27.96	86,250.00
Jon Rahm	7	62-71-68-69 270	95.00	273,000.00	Shugo Imahira.....	T27	65-69-71-72 277	0.00	86,250.00
Ian Poulter	8	66-69-67-69 271	89.00	242,000.00	Keith Mitchell.....	39	73-70-71-64 278	19.27	76,000.00
Bubba Watson	T9	65-70-68-69 272	80.50	205,000.00	Jason Day.....	T40	72-69-68-70 279	17.00	74,000.00
Billy Horschel	T9	67-66-69-70 272	80.50	205,000.00	Sergio Garcia.....	T40	69-71-70-69 279	17.00	74,000.00
Justin Rose	11	67-68-70-68 273	73.00	183,000.00	Adam Scott.....	T40	70-68-74-67 279	17.00	74,000.00
Rafa Cabrera Bello.....	T12	70-71-67-66 274	59.00	143,625.00	Kevin Na	T43	70-66-70-74 280	12.81	70,000.00
Alex Noren	T12	66-69-66-73 274	59.00	143,625.00	Matt Kuchar.....	T43	70-70-71-69 280	12.81	70,000.00
Justin Thomas	T12	68-69-66-71 274	59.00	143,625.00	Hideki Matsuyama	T43	65-71-72-72 280	12.81	70,000.00
Aaron Rai.....	T12	72-69-66-67 274	0.00	143,625.00	Justin Harding.....	T43	72-70-64-74 280	0.00	70,000.00
Patrick Cantlay	T12	65-68-73-68 274	59.00	143,625.00	Tyrrell Hatton.....	T43	66-71-69-74 280	12.81	70,000.00
Cameron Smith	T12	65-68-73-68 274	59.00	143,625.00	Bryson DeChambeau.....	T48	67-74-72-68 281	10.20	66,000.00
Jordan Spieth	T12	70-70-66-68 274	59.00	143,625.00	Cheng Tsung Pan	T48	72-70-70-69 281	10.20	66,000.00
Patrick Reed	T12	73-66-67-68 274	59.00	143,625.00	Danny Willett	T48	69-72-70-70 281	10.20	66,000.00
Haotong Li.....	T20	69-69-67-70 275	0.00	113,500.00	Lucas Bjerregaard	T51	69-74-72-69 284	0.00	63,000.00
Dustin Johnson	T20	69-69-69-68 275	47.60	113,500.00	Philip Eriksson.....	T51	73-72-72-67 284	0.00	63,000.00
Nate Lashley.....	T20	66-70-71-68 275	47.60	113,500.00	Eddie Pepperell.....	T51	70-74-66-74 284	0.00	63,000.00
Louis Oosthuizen.....	T20	73-69-66-67 275	47.60	113,500.00	J.B. Holmes.....	54	76-71-68-70 285	7.37	61,000.00
Adam Long	T24	71-70-67-68 276	40.23	103,000.00	Kodai Ichihara	T55	71-70-75-70 286	0.00	59,500.00
Andrew Putnam.....	T24	66-71-72-67 276	40.23	103,000.00	Gary Woodland.....	T55	73-71-70-72 286	6.69	59,500.00
Matthew Wolff.....	T24	72-70-65-69 276	40.23	103,000.00	Phil Mickelson	57	68-73-73-74 288	6.35	58,000.00
Xander Schauffele.....	T27	69-70-69-69 277	27.96	86,250.00	Poom Saksansin.....	T58	68-73-75-74 290	0.00	56,500.00
Matt Wallace	T27	70-69-65-73 277	0.00	86,250.00	Mikumu Horikawa	T58	75-77-66-72 290	0.00	56,500.00
Thorbjørn Olesen.....	T27	66-71-65-75 277	0.00	86,250.00	Sung Kang	60	69-75-73-74 291	5.67	55,000.00
Corey Connors.....	T27	67-71-70-69 277	27.96	86,250.00	Keegan Bradley.....	T61	74-78-65-75 292	5.33	53,500.00
Chez Reavie.....	T27	68-70-68-71 277	27.96	86,250.00	Max Homa	T61	74-73-77-68 292	5.33	53,500.00
Paul Casey.....	T27	70-71-69-67 277	27.96	86,250.00	Kevin Tway	63	76-77-74-70 297	4.99	52,000.00

2018 Bridgestone Invitational

Firestone Country Club (South); Akron, OH Purse: \$10,000,000 Par/Yards: 35-35-70/7,400 July 30 - August 6, 2018

LEADERS		First Round	Second Round	Third Round
	Ian Poulter	62 (-8)	Tommy Fleetwood	129 (-11)
	Rickie Fowler	63 (-7)	Ian Poulter	129 (-11)
	Kyle Stanley	63 (-7)	Justin Thomas	129 (-11)
	Patrick Cantlay	64 (-6)	Jason Day	131 (-9)
	Si Woo Kim	64 (-6)	Kyle Stanley	131 (-9)
	Jon Rahm	64 (-6)		
	Justin Thomas	65 (-5)		
				Justin Thomas
				Rory McIlroy
				Ian Poulter
				Jason Day
				Marc Leishman
				Kyle Stanley

CUT: No cut. All 71 professionals completed 72 holes.

WEATHER: Thursday: Mostly cloudy. High of 83. Wind SW 4-8 mph. Friday: Partly cloudy. High of 86. Wind WSW 3-6 mph. Saturday: Partly cloudy. High of 90. Wind WSW 5-10 mph. Sunday: Partly cloudy. High of 91. Wind WSW 5-10 mph.



Winner: Justin Thomas 65-64-67-69 265 \$1,700,000.00

Player	Round 1	Round 2	Round 3	Round 4	Total	Strokes Behind	Purse
JUSTIN THOMAS	65	64	67	69	265	550.00	\$1,700,000.00
Kyle Stanley	63	68	70	68	269	315.00	1,072,000.00
Dustin Johnson	T3	69	71	66	270	170.00	510,000.00
Thorbjorn Olesen	T3	71	67	68	270		510,000.00
Brooks Koepka	5	66	70	68	271	115.00	357,000.00
Patrick Cantlay	T6	64	72	68	272	93.00	241,375.00
Anirban Lahiri	T6	65	70	69	272	93.00	241,375.00
Rory McIlroy	T6	65	67	67	272	93.00	241,375.00
Aaron Wise	T6	67	71	67	272	93.00	241,375.00
Jason Day	T10	65	66	69	273	71.25	160,875.00
Tony Finau	T10	68	66	71	273	71.25	160,875.00
Si Woo Kim	T10	64	68	72	273	71.25	160,875.00
Ian Poulter	T10	62	67	70	273	71.25	160,875.00
Tommy Fleetwood	T14	66	63	74	274	59.33	128,250.00
Matt Kuchar	T14	68	70	67	274	59.33	128,250.00
Marc Leishman	T14	65	69	67	274	59.33	128,250.00
Rafa Cabrera Bello	T17	68	67	69	275	51.03	104,250.00
Ross Fisher	T17	67	68	71	275	51.03	104,250.00
Rickie Fowler	T17	63	74	65	275	51.03	104,250.00
Zach Johnson	T17	69	70	67	275	51.03	104,250.00
Jon Rahm	T17	64	70	68	275	51.03	104,250.00
Gary Woodland	T17	67	71	69	275	51.03	104,250.00
Cameron Smith	23	70	70	69	276	44.20	92,250.00
Luke List	T24	65	68	71	277	39.38	87,250.00
Phil Mickelson	T24	66	69	72	277	39.38	87,250.00
Louis Oosthuizen	T24	68	66	69	277	39.38	87,250.00
Webb Simpson	T24	69	65	71	277	39.38	87,250.00
Tyrrell Hatton	T28	68	67	72	278	34.28	81,250.00
Patrick Reed	T28	66	70	70	278	34.28	81,250.00
Bryson DeChambeau	30	75	69	68	279	31.73	79,250.00
Kiradech Aphibarnrat	T31	70	70	69	280		74,750.00
Paul Casey	T31	68	71	71	280	24.79	74,750.00
Patton Kizzire	T31	68	67	74	280	24.79	74,750.00
Kevin Na	T31	65	72	70	280	24.79	74,750.00
Alex Noren	T31	70	73	66	280	24.79	74,750.00
Charl Schwartzel	T31	71	72	74	280	24.79	74,750.00
Bubba Watson	T31	71	69	67	280	24.79	\$74,750.00
Tiger Woods	T31	66	68	73	280	24.79	74,750.00
Kevin Chappell	T39	71	72	68	281	14.92	66,250.00
Sergio Garcia	T39	70	69	67	281	14.92	66,250.00
Kevin Kisner	T39	74	68	68	281	14.92	66,250.00
HaoTong Li	T39	66	67	72	281		66,250.00
Hideki Matsuyama	T39	67	72	70	281	14.92	66,250.00
Francesco Molinari	T39	70	72	70	281	14.92	66,250.00
Wade Ormsby	T39	69	71	68	281		66,250.00
Henrik Stenson	T39	70	69	69	281	14.92	66,250.00
Ryuko Tokimatsu	T39	68	71	71	281		66,250.00
Daniel Berger	T48	67	71	71	282	9.63	59,250.00
Alexander Bjork	T48	69	71	71	282		59,250.00
Matthew Fitzpatrick	T48	66	70	73	282		59,250.00
Russell Knox	T48	67	70	73	282	9.63	59,250.00
Ted Potter, Jr.	T48	70	66	75	282	9.63	59,250.00
Austin Cook	T53	73	69	71	283	7.16	54,875.00
Charley Hoffman	T53	69	70	73	283	7.16	54,875.00
Brandon Stone	T53	71	74	66	283		54,875.00
Jhonattan Vegas	T53	70	75	70	283	7.16	54,875.00
Byeong Hun An	T57	68	72	75	284	6.12	52,750.00
Andrew Landry	T57	70	67	74	284	6.12	52,750.00
Adam Scott	T57	68	75	67	284	6.12	52,750.00
Jordan Spieth	T60	71	72	68	285	5.55	51,500.00
Brendan Steele	T60	73	69	70	285	5.55	51,500.00
Brian Harman	62	71	68	72	286	5.21	50,750.00
Branden Grace	T63	73	74	71	287	4.76	49,750.00
Satoshi Kodaira	T63	73	69	71	287	4.76	49,750.00
Pat Perez	T63	68	70	73	287	4.76	49,750.00
Paul Dunne	T66	71	68	75	288		48,500.00
Emiliano Grillo	T66	72	70	68	288	4.19	48,500.00
Xander Schauffele	68	69	73	72	292	3.85	47,750.00
Kodai Ichihara	T69	73	74	78	293		47,000.00
Shubhankar Sharma	T69	72	79	72	293		47,000.00
Jaco Ahlers	71	68	79	77	303		46,500.00

2017 Bridgestone Invitational

Firestone Country Club (South); Akron, OH Par: \$9,750,000/Par/Yards: 35-35-70/7,400 July 31 - August 6, 2017

LEADERS		First Round	Second Round	Third Round
	Thomas Pieters	65 (-5)	133 (-7)	201 (-9)
	Russell Knox	66 (-4)	135 (-5)	201 (-9)
	Ross Fisher	67 (-3)	136 (-4)	202 (-8)
	Kevin Kisner	67 (-3)	Hideki Matsuyama 136 (-4)	Hideki Matsuyama 203 (-7)
	Rory McIlroy	67 (-3)	Rory McIlroy 136 (-4)	Adam Hadwin 204 (-6)
	Jon Rahm	67 (-3)		Charley Hoffman 204 (-6)
	Jordan Spieth	67 (-3)		Rory McIlroy 204 (-6)
	Bubba Watson	67 (-3)		
	Hideki Matsuyama	69 (-1)		

CUT: No cut. All 76 professionals completed 72 holes.

WEATHER: **Thursday:** Cloudy skies with a high of 85. Wind SW 4-8 mph, increasing to 6-12 mph later in the day. **Friday:** After morning thunderstorms, the second round began at 8:15 a.m. ET, 45 minutes later than originally scheduled. Scattered showers continued throughout the day before play was suspended at 10:29 a.m. due to lightning in the area. After a 46-minute delay, play resumed at 11:15 a.m. A third delay occurred at 1:10 p.m. when play was suspended again due to lightning. After an additional delay of 3 hours, 23 minutes, the second round resumed at 4:33 p.m. and was completed at 7:04 p.m. A total of 4 hours, 54 minutes in delays occurred during Friday's second round. The amount of rainfall for the day was 0.35 inches. Wind SSW 12-18 mph with gusts to 25 mph. High temperature of 80. **Saturday:** Wind NNW at 10-15 mph with gusts to 20 mph. High temperature in the mid-70s. **Sunday:** Dry with a high of 77. Wind SSW 5-10 mph.



Winner: Hideki Matsuyama 69-67-67-61 264 \$1,660,000.00

Player	1st	2nd	3rd	4th	Total	Prize Money
HIDEKI MATSUYAMA	69	67	67	61	264	\$1,660,000.00
Zach Johnson	69	67	65	68	269	315.00
Charley Hoffman	68	69	67	66	270	200.00
Thomas Pieters	65	70	66	71	272	422,000.00
Paul Casey	70	69	67	67	273	101.00
Adam Hadwin	68	69	67	69	273	101.00
Russell Knox	66	71	68	68	273	101.00
Rory McIlroy	67	69	68	69	273	101.00
Rickie Fowler	70	71	67	66	274	83.00
Thorbjørn Olesen	73	70	67	65	275	154,666.67
Hudson Swafford	70	69	70	66	275	73.33
Scott Hend	70	69	63	73	275	154,666.66
Kevin Chappell	72	67	68	69	276	60.75
Xander Schauffele	70	69	69	68	276	60.75
Adam Scott	68	71	69	68	276	60.75
Jordan Spieth	67	70	71	68	276	60.75
Daniel Berger	71	68	68	70	277	50.05
Dustin Johnson	68	75	68	66	277	50.05
Brooks Koepka	71	69	67	70	277	50.05
Matt Kuchar	71	72	66	68	277	50.05
Henrik Stenson	72	70	68	67	277	50.05
Jhonattan Vegas	69	71	68	69	277	50.05
Bubba Watson	67	74	66	70	277	50.05
Jason Day	71	66	70	71	278	39.38
Francesco Molinari	71	73	69	65	278	39.38
Charl Schwartzel	70	69	70	69	278	39.38
Brendan Steele	73	68	69	68	278	39.38
Tommy Fleetwood	70	68	70	71	279	73,562.50
Branden Grace	71	69	71	68	279	29.25
Kevin Kisner	67	73	73	66	279	29.25
Ryan Moore	73	69	68	69	279	29.25
Alex Noren	69	68	74	68	279	73,562.50
Jon Rahm	67	77	67	68	279	73,562.50
Justin Thomas	73	70	69	67	279	29.25
Jimmy Walker	68	65	74	72	279	29.25
Bill Haas	70	70	72	69	281	21.53
Tyrell Hatton	72	71	69	69	281	68,000.00
Patrick Reed	75	70	68	68	281	21.53

Sergio Garcia	T39	72	71	72	67	282	18.70	\$65,500.00
Phil Mickelson	T39	71	72	72	67	282	18.70	65,500.00
Marc Leishman	T41	73	71	70	69	283	15.86	63,000.00
Kyle Stanley	T41	69	74	71	69	283	15.86	63,000.00
Bernd Wiesberger	T41	70	72	72	69	283		63,000.00
Wesley Bryan	T44	72	72	73	67	284	12.65	60,000.00
Ross Fisher	T44	67	72	71	74	284		60,000.00
Renato Paratore	T44	71	68	74	71	284		60,000.00
Sam Brazel	T47	74	70	71	70	285		57,000.00
Satoshi Kodaira	T47	73	71	71	70	285		57,000.00
Lee Westwood	T47	72	78	68	67	285		57,000.00
Jason Dufner	T50	76	68	73	69	286	7.42	51,250.00
Matthew Fitzpatrick	T50	73	71	71	71	286		51,250.00
Emiliano Grillo	T50	72	71	73	70	286	7.42	51,250.00
Brian Harman	T50	70	74	69	73	286	7.42	51,250.00
Si Woo Kim	T50	73	69	71	73	286	7.42	51,250.00
Louis Oosthuizen	T50	74	72	67	73	286	7.42	51,250.00
Andy Sullivan	T50	72	75	71	68	286		51,250.00
Hideito Tanihara	T50	74	71	71	70	286		51,250.00
Harold Varner III	T50	70	69	73	74	286	7.42	51,250.00
Fabrizio Zanotti	T50	74	69	71	72	286		51,250.00
Bryson DeChambeau	T60	75	69	71	72	287	5.44	47,500.00
J.B. Holmes	T60	69	73	78	67	287	5.44	47,500.00
Paul Lawrie	T60	69	74	73	71	287		47,500.00
Thongchai Jaidee	T63	71	68	76	73	288		46,500.00
Justin Rose	T63	72	69	74	73	288	4.76	46,500.00
Gary Woodland	T63	74	77	70	67	288	4.76	46,500.00
Russell Henley	T66	75	74	69	71	289	4.08	45,750.00
Mac Hughes	T66	74	74	73	68	289	4.08	45,750.00
Jeunghun Wang	T66	74	73	73	69	289		45,750.00
Pat Perez	69	72	75	75	68	290	3.62	45,250.00
Andres Romero	70	68	73	74	76	291	3.40	45,000.00
Shaun Norris	71	71	77	73	71	292		44,750.00
Rafa Cabrera Bello	72	76	73	75	70	294	3.17	44,500.00
Chris Wood	73	75	74	76	72	297		44,250.00
Billy Horschel	T74	76	78	77	68	299	2.89	43,875.00
Rod Pampling	T74	73	70	76	80	299	2.89	43,875.00
Danny Willett	76	76	74	74	77	301	2.72	43,500.00

2016 Bridgestone Invitational

Firestone Country Club (South); Akron, OH Par: \$9,500,000 Par/Yards: 35-35-70/7,400 June 27 - July 3, 2016

LEADERS	First Round	Second Round	Third Round
	William McGirt64 (-6)	Jason Day136 (-4)	Jason Day205 (-5)
	Jason Day67 (-3)	David Lingmerth137 (-3)	Scott Piercy205 (-5)
	Emiliano Grillo67 (-3)	Emiliano Grillo138 (-2)	David Lingmerth206 (-4)
	Jimmy Walker67 (-3)	William McGirt138 (-2)	Brian Stuard207 (-3)
	Rickie Fowler68 (-2)	Scott Piercy138 (-2)	Dustin Johnson208 (-2)
	Charley Hoffman68 (-2)	Dustin Johnson142 (+2)	William McGirt208 (-2)
	Anirban Lahiri68 (-2)		Charl Schwartzel208 (-2)
	Jordan Spieth68 (-2)		
	Dustin Johnson69 (-1)		

CUT: No cut. 58 of 61 players completed 72 holes.

WEATHER: **Thursday:** Partly cloudy skies with a high of 82 degrees. Wind S at 5-10 mph. **Friday:** Light rains in the morning that changed to sunny skies in the afternoon. Temperatures hit the low 80s. Wind WNW at 12-22 mph. **Saturday:** Cloudy skies with temperatures in the mid-70s. Wind NW at 5-10 mph. **Sunday:** Mostly cloudy skies with a high of 77 degrees. Wind SSE at 4-8 mph. Wind reached 10-15 mph in the afternoon, with gusts of 20 mph.



Winner: Dustin Johnson 69-73-66-66 274 \$1,620,000.00

Player	Round 1	Round 2	Round 3	Round 4	Total	Prize Money
DUSTIN JOHNSON	1	69-73-66-66	274	550.00	\$1,620,000.00	
Scott Piercy	2	69-69-67-70	275	315.00	1,018,000.00	
Kevin Chappell	T3	71-70-69-67	277	140.00	449,250.00	
Jason Day	T3	67-69-69-72	277	140.00	449,250.00	
Matt Kuchar	T3	69-72-70-66	277	140.00	449,250.00	
Jordan Spieth	T3	68-71-71-67	277	140.00	449,250.00	
William McGirt	T7	64-74-70-70	278	89.00	233,333.34	
David Lingmerth	T7	70-67-69-72	278	89.00	233,333.33	
Charl Schwartzel	T7	72-69-67-70	278	89.00	233,333.33	
Rickie Fowler	T10	68-73-72-67	280	71.25	167,750.00	
Branden Grace	T10	69-72-71-68	280	71.25	167,750.00	
Zach Johnson	T10	72-74-69-65	280	71.25	167,750.00	
Adam Scott	T10	71-68-73-68	280	71.25	167,750.00	
Emiliano Grillo	T14	67-71-71-72	281	60.50	129,000.00	
Bubba Watson	T14	72-69-70-70	281	60.50	129,000.00	
Paul Casey	T16	70-72-72-68	282	53.60	105,200.00	
Matt Jones	T16	74-70-69-69	282	53.60	105,200.00	
Kevin Kisner	T16	69-70-72-71	282	53.60	105,200.00	
Brian Stuard	T16	71-69-67-75	282	53.60	105,200.00	
Jimmy Walker	T16	67-73-71-71	282	53.60	105,200.00	
George Coetzee	T21	71-72-71-69	283		91,000.00	
K.T. Kim	T21	74-67-70-72	283		91,000.00	
Chris Kirk	T21	75-69-73-66	283	47.50	91,000.00	
Louis Oosthuizen	T21	71-76-67-69	283	47.50	91,000.00	
Brandt Snedeker	T21	70-72-70-71	283	47.50	91,000.00	
Young-han Song	T21	70-70-72-71	283		91,000.00	
Harris English	T27	69-73-74-68	284	41.50	80,666.67	
Jim Herman	T27	73-73-70-68	284	41.50	80,666.67	
J.B. Holmes	T27	73-73-71-67	284	41.50	80,666.67	
Phil Mickelson	T27	73-70-73-68	284	41.50	\$80,666.67	
Smylie Kaufman	T27	75-68-71-70	284	41.50	80,666.66	
Kevin Na	T27	71-69-71-73	284	41.50	80,666.66	
Charley Hoffman	T33	68-73-72-72	285	37.00	76,000.00	
Anirban Lahiri	T33	68-74-73-70	285	37.00	76,000.00	
Justin Thomas	T33	70-69-70-76	285	37.00	76,000.00	
Billy Hurley III	T36	69-75-69-73	286	34.50	73,500.00	
Shane Lowry	T36	76-72-70-68	286	34.50	73,500.00	
Marcus Fraser	T38	73-73-69-72	287		71,000.00	
Bill Haas	T38	74-72-71-70	287	32.00	71,000.00	
Vaughn Taylor	T38	69-75-74-69	287	32.00	71,000.00	
James Hahn	41	75-72-72-69	288	30.00	69,000.00	
Jim Furyk	T42	74-72-70-73	289	27.50	66,500.00	
Andrew Johnston	T42	70-78-72-69	289		66,500.00	
Soren Kjeldsen	T42	72-76-70-71	289		66,500.00	
Hideki Matsuyama	T42	70-79-73-67	289	27.50	66,500.00	
Fabian Gomez	T46	74-73-72-71	290	24.00	63,000.00	
Nathan Holman	T46	77-73-71-69	290		63,000.00	
Justin Rose	T46	69-76-73-72	290	24.00	63,000.00	
Byeong Hun An	T49	76-71-71-74	292		60,500.00	
Michio Matsumura	T49	79-74-70-69	292		60,500.00	
Jason Dufner	51	71-76-72-74	293	20.00	59,000.00	
Patrick Reed	52	74-75-69-76	294	19.00	58,000.00	
Kiradech Aphibarnrat	53	70-76-77-72	295		57,000.00	
Russell Knox	54	74-75-75-72	296	17.00	56,000.00	
Marc Leishman	55	76-72-75-77	300	16.00	55,000.00	
Danny Lee	56	78-71-78-74	301	15.00	54,000.00	
Yosuke Tsukada	57	78-78-73-75	304		53,000.00	
Steven Bowditch	58	82-72-80-74	308	13.00	52,000.00	

2015 Bridgestone Invitational

Firestone Country Club (South Course); Akron, OH Par: \$9,250,000 Par/Yards: 35-35-70/7,400 August 3-9, 2015

LEADERS		First Round	Second Round	Third Round		
	Danny Lee	65 (-5)	Jim Furyk	132 (-8)	Jim Furyk	201 (-9)
	Jim Furyk	66 (-4)	Dustin Johnson	136 (-4)	Justin Rose	201 (-9)
	Graeme McDowell	66 (-4)	Shane Lowry	136 (-4)	Shane Lowry	203 (-7)
	Rickie Fowler	67 (-3)	Bubba Watson	136 (-4)	Steven Bowditch	205 (-5)
	Justin Rose	67 (-3)	Danny Lee	137 (-3)	Ian Poulter	205 (-5)
	Shane Lowry	70 (0)	Graeme McDowell	137 (-3)	Henrik Stenson	205 (-5)
			Henrik Stenson	137 (-3)	Bubba Watson	205 (-5)

CUT: No cut. All 77 players completed 72 holes.



WEATHER: Thursday: Cloudy, with highs in the mid-to-upper 70s. W ENE at 7-12 mph. Friday: Partly cloudy, with highs in low-80s. Wind NE at 7-12 mph. Saturday: Partly to mostly cloudy, with highs in low-80s. Wind N at 5 mph. Sunday: Partly cloudy in the morning, becoming mostly cloudy in the afternoon. Highs in the mid-80s. Wind NNE at 4-8 mph.

Winner: Shane Lowry 70-66-67-66 269 \$1,570,000.00

Player	Score	Prize Money	Player	Score	Prize Money
SHANE LOWRY	70-66-67-66	269 \$1,570,000.00	Hideki Matsuyama	T37	69-75-73-66 283 \$63,000.00
Bubba Watson	70-66-69-66	271 930,000.00	Marcel Siem	T37	70-73-69-71 283 63,000.00
Jim Furyk	66-66-69-72	273 470,000.00	James Hahn	T42	70-70-74-70 284 59,000.00
Justin Rose	67-71-63-72	273 470,000.00	Ryan Moore	T42	71-71-69-73 284 59,000.00
Robert Streb	68-70-68-68	274 330,000.00	Louis Oosthuizen	T42	72-70-72-70 284 59,000.00
Brooks Koepka	69-69-68-69	275 219,000.00	Mikko Ilonen	T45	74-73-70-68 285 55,000.00
Danny Lee	65-72-70-68	275 219,000.00	Martin Kaymer	T45	70-71-71-73 285 55,000.00
David Lingmerth	70-71-66-68	275 219,000.00	Joost Luiten	T45	70-72-70-73 285 55,000.00
Henrik Stenson	68-69-68-70	275 219,000.00	Koumei Oda	T45	68-77-69-71 285 55,000.00
Rickie Fowler	67-72-70-67	276 149,500.00	Adam Scott	T45	72-69-71-73 285 55,000.00
Jordan Spieth	70-68-72-66	276 149,500.00	Jamie Donaldson	T50	70-71-71-74 286 51,000.00
Steven Bowditch	73-69-63-72	277 126,000.00	Victor Dubuisson	T50	68-74-73-71 286 51,000.00
Jason Day	69-69-70-69	277 126,000.00	Pablo Larrazabal	T50	72-70-69-75 286 51,000.00
Soren Kjeldsen	69-73-69-66	277 126,000.00	Anirban Lahiri	T53	77-72-67-71 287 48,166.67
Kevin Na	69-70-71-68	278 109,000.00	Jimmy Walker	T53	73-73-70-71 287 48,166.67
Patrick Reed	71-67-72-68	278 109,000.00	Dustin Johnson	T53	69-67-75-76 287 48,166.66
Keegan Bradley	69-70-69-71	279 88,500.00	Stephen Gallacher	T56	77-67-71-73 288 47,000.00
Paul Casey	68-73-71-67	279 88,500.00	Byeong-Hun An	T57	77-68-70-74 289 45,750.00
Branden Grace	73-69-67-70	279 88,500.00	Thongchai Jaidee	T57	73-71-73-72 289 45,750.00
Russell Henley	70-70-70-69	279 88,500.00	Ben Martin	T57	75-71-72-71 289 45,750.00
Graeme McDowell	66-71-69-73	279 88,500.00	Gary Woodland	T57	75-69-72-73 289 45,750.00
Ian Poulter	68-72-65-74	279 88,500.00	Francesco Molinari	T61	69-74-74-73 290 44,625.00
Lee Westwood	68-70-73-68	279 88,500.00	Brendon Todd	T61	74-72-68-76 290 44,625.00
Danny Willett	70-71-69-69	279 88,500.00	Sangmoon Bae	T63	71-75-73-72 291 43,875.00
Matt Kuchar	72-68-72-68	280 74,666.67	Andrew Dodd	T63	77-71-72-71 291 43,875.00
Webb Simpson	68-70-72-70	280 74,666.67	Phil Mickelson	T63	76-70-71-74 291 43,875.00
Camilo Villegas	75-69-71-65	280 74,666.67	Gary Stal	T63	72-73-73-73 291 43,875.00
Bernd Wiesberger	71-74-66-69	280 74,666.67	Fabian Gomez	T67	75-72-73-72 292 43,125.00
Bill Haas	74-69-67-70	280 74,666.66	Oliver Wilson	T67	74-72-75-71 292 43,125.00
Marc Warren	71-70-69-70	280 74,666.66	Thomas Bjorn	T69	70-75-73-75 293 42,750.00
Charley Hoffman	75-66-71-69	281 70,500.00	Padraig Harrington	T70	72-72-74-76 294 42,375.00
Charl Schwartzel	70-72-70-69	281 70,500.00	Ryan Palmer	T70	74-75-73-72 294 42,375.00
Billy Horschel	71-73-70-68	282 67,500.00	Hunter Mahan	T72	74-79-72-70 295 42,000.00
Zach Johnson	70-70-71-71	282 67,500.00	David Lipsky	T73	72-74-72-78 296 41,750.00
Marc Leishman	72-70-70-70	282 67,500.00	Matt Every	T74	72-77-76-73 298 41,500.00
Berndt Snedeker	70-70-72-70	282 67,500.00	Nick Cullen	T75	77-74-75-75 301 41,125.00
Sergio Garcia	71-67-72-73	283 63,000.00	WC Liang	T75	72-73-75-81 301 41,125.00
J.B. Holmes	74-68-70-71	283 63,000.00	Troy Merritt	T77	82-75-70-75 302 40,750.00
Kevin Kisner	73-69-73-68	283 63,000.00			

2014 Bridgestone Invitational

Firestone Country Club (South); Akron, OH Par: \$9,000,000 Par/Yards: 35-35-70/7,400 July 28-August 3 2014

LEADERS		First Round	Second Round	Third Round
	Marc Leishman.....	64 (-6)	Sergio Garcia.....	129 (-11)
	Ryan Moore.....	65 (-5)	Justin Rose.....	132 (-8)
	Justin Rose.....	65 (-5)	Marc Leishman.....	133 (-7)
	Charl Schwartzel.....	65 (-5)	Rory McIlroy.....	133 (-7)
	Graham DeLaet.....	67 (-3)	Rickie Fowler.....	134 (-6)
	Rickie Fowler.....	67 (-3)	Charl Schwartzel.....	134 (-6)
	Francesco Molinari.....	67 (-3)		
	Patrick Reed.....	67 (-3)		
	Rory McIlroy.....	69 (-1)		
				Sergio Garcia.....
				Rory McIlroy.....
				Marc Leishman.....
				Keegan Bradley.....
				Justin Rose.....
				Adam Scott.....

CUT: No cut. 72 of the 76 professionals completed 72 holes.



WEATHER: Thursday: Mix of sun and clouds. High of 78, with WSW wind at 10-15 mph. Friday: Mix of sun and clouds. High of 82, with S wind at 5-10 mph. Saturday: Due to expected inclement weather, officials moved Saturday's tee times to threesomes going off of Nos. 1 and 10 between 7-9 a.m. Mostly cloudy, with afternoon storms. High of 78. Wind variable at 5-10 mph. Officials suspended play from 12:43-3:57 p.m. Sunday: Mostly cloudy, with late-morning storms. High of 78. Wind N at 5-10 mph. Due to heavy rain and water accumulating on the greens, officials suspended play from 10:45 a.m.-noon. Preferred lies were utilized.

Winner: Rory McIlroy 69-64-66-66 265 \$1,530,000.00

RORY MCILROY.....	1	69-64-66-66	265/-15	\$1,530,000.00
Sergio Garcia.....	2	68-61-67-71	267/-13	900,000.00
Marc Leishman.....	3	64-69-68-67	268/-12	522,000.00
Keegan Bradley.....	T4	68-67-67-69	271/-9	308,000.00
Patrick Reed.....	T4	67-68-71-65	271/-9	308,000.00
Justin Rose.....	T4	65-67-70-69	271/-9	308,000.00
Charl Schwartzel.....	T4	65-69-73-64	271/-9	308,000.00
Rickie Fowler.....	T8	67-67-72-67	273/-7	170,000.00
Graeme McDowell.....	T8	71-70-66-66	273/-7	170,000.00
Ryan Moore.....	T8	65-73-68-67	273/-7	170,000.00
Adam Scott.....	T8	69-68-65-71	273/-7	170,000.00
Matt Kuchar.....	T12	71-66-72-65	274/-6	115,000.00
Hideki Matsuyama.....	T12	70-71-65-68	274/-6	115,000.00
Brandt Snedeker.....	T12	68-68-68-70	274/-6	115,000.00
Thomas Bjorn.....	T15	69-68-69-69	275/-5	97,500.00
Jim Furyk.....	T15	69-68-69-69	275/-5	97,500.00
Hunter Mahan.....	T15	71-65-71-68	275/-5	97,500.00
Phil Mickelson.....	T15	71-73-69-62	275/-5	97,500.00
Kevin Stadler.....	T19	71-70-66-69	276/-4	89,000.00
Henrik Stenson.....	T19	71-66-68-71	276/-4	89,000.00
Lee Westwood.....	T19	72-71-70-63	276/-4	89,000.00
Gary Woodland.....	T19	70-68-68-70	276/-4	89,000.00
Branden Grace.....	T23	69-71-67-70	277/-3	82,000.00
Zach Johnson.....	T23	70-70-68-69	277/-3	82,000.00
Kevin Na.....	T23	71-73-66-67	277/-3	82,000.00
Ernie Els.....	T26	71-69-70-68	278/-2	75,200.00
J.B. Holmes.....	T26	69-69-67-73	278/-2	75,200.00
John Senden.....	T26	74-66-67-71	278/-2	75,200.00
Jimmy Walker.....	T26	69-70-70-69	278/-2	75,200.00
Fabrizio Zanotti.....	T26	70-71-68-69	278/-2	75,200.00
Angel Cabrera.....	T31	73-68-70-68	279/-1	69,500.00
Victor Dubuisson.....	T31	72-70-69-68	279/-1	69,500.00
Harris English.....	T31	69-69-68-73	279/-1	69,500.00
Matt Jones.....	T31	70-70-69-70	279/-1	69,500.00
Francesco Molinari.....	T31	67-70-73-69	279/-1	69,500.00
Webb Simpson.....	T31	72-69-70-68	279/-1	69,500.00


Brendon de Jonge.....	T37	72-69-70-69	280/E	\$64,500.00
Jamie Donaldson.....	T37	68-70-71-71	280/E	64,500.00
Seung-Yul Noh.....	T37	69-69-70-72	280/E	64,500.00
Bubba Watson.....	T37	69-70-73-68	280/E	64,500.00
Bill Haas.....	T41	71-69-69-72	281/1	61,000.00
Russell Henley.....	T41	72-70-71-68	281/1	61,000.00
Chris Kirk.....	T41	69-73-72-67	281/1	61,000.00
Steven Bowditch.....	44	69-71-73-69	282/2	59,000.00
Miguel A. Jimenez.....	T45	69-69-72-73	283/3	57,500.00
Brendon Todd.....	T45	74-70-69-70	283/3	57,500.00
Matt Every.....	T47	74-68-73-69	284/4	55,500.00
Stephen Gallacher.....	T47	74-71-69-70	284/4	55,500.00
Jordan Spieth.....	49	71-70-73-71	285/5	54,000.00
Tim Clark.....	T50	72-73-70-71	286/6	52,500.00
Luke Donald.....	T50	73-70-72-71	286/6	52,500.00
David Howell.....	T52	69-71-71-76	287/7	49,625.00
Thongchai Jaidee.....	T52	70-74-71-72	287/7	49,625.00
Ian Poulter.....	T52	73-73-70-71	287/7	49,625.00
Scott Stallings.....	T52	72-75-68-72	287/7	49,625.00
Martin Kaymer.....	T56	77-68-72-71	288/8	47,750.00
Joost Luiten.....	T56	73-73-71-71	288/8	47,750.00
Jonas Blixt.....	T58	75-72-69-73	289/9	46,500.00
Alexander Levy.....	T58	72-71-77-69	289/9	46,500.00
Richard Sterne.....	T58	75-70-73-71	289/9	46,500.00
Louis Oosthuizen.....	61	75-73-67-75	290/10	45,500.00
Gonzalo Fdez-Castano.....	62	79-71-67-74	291/11	45,000.00
Pablo Larrazabal.....	T63	71-74-77-70	292/12	44,250.00
Steve Stricker.....	T63	74-73-72-73	292/12	44,250.00
Brian Harman.....	65	72-70-75-76	293/13	43,750.00
Jason Dufner.....	T66	70-74-73-77	294/14	43,375.00
Mikko Ilonen.....	T66	75-74-73-72	294/14	43,375.00
Daisuke Maruyama.....	68	73-73-73-78	297/17	43,000.00
David Lynn.....	T69	76-72-75-75	298/18	42,625.00
Yoshitaka Takeya.....	T69	74-75-74-75	298/18	42,625.00
Kevin Streelman.....	71	78-71-78-73	300/20	42,250.00
Tano Goya.....	72	76-77-71-78	302/22	42,000.00

2013 Bridgestone Invitational

Firestone Country Club (South); Akron, OH Purse: \$8,750,000 Par/Yards: 35-35-70/7,400 July 29-August 4 2013

LEADERS	First Round	Second Round	Third Round
	Webb Simpson..... 64 (-6)	Tiger Woods..... 127 (-13)	Tiger Woods..... 195 (-15)
	Henrik Stenson..... 65 (-5)	Keegan Bradley..... 134 (-6)	Henrik Stenson..... 202 (-8)
	Keegan Bradley..... 66 (-4)	Chris Wood..... 134 (-6)	Jason Dufner..... 203 (-7)
	Ryan Moore..... 66 (-4)	Bill Haas..... 135 (-5)	Luke Donald..... 204 (-6)
	Chris Wood..... 66 (-4)	Henrik Stenson..... 135 (-5)	Bill Haas..... 204 (-6)
	Tiger Woods..... 66 (-4)		Chris Wood..... 204 (-6)

CUT: No cut. All 73 players completed 72 holes.



WEATHER: Thursday: Partly cloudy with winds WNW at 10-15 mph. High of 75. Friday: Partly cloudy with winds WSW at 10-15 mph. High of 79. Saturday: One-half inch of rain fell overnight. With expected heavy showers, tee times ran from 11:10 a.m.-1:10 p.m. in threesomes off two tees. Partly cloudy and warmer with a high of 77. Winds NNW at 10 mph. Sunday: Partly cloudy, breezy and comfortable. High of 72. Winds NNW at 10-15, gusting to 20 mph.

Winner: Tiger Woods 66-61-68-70 265 \$1,500,000.00

TIGER WOODS..... 1	66-61-68-70	265/-15	\$1,500,000.00				
Keegan Bradley..... T2	66-68-71-67	272/-8	692,500.00	Angel Cabrera..... T38	72-68-70-74	284/4	\$64,500.00
Henrik Stenson..... T2	65-70-67-70	272/-8	692,500.00	Gonzalo Fdez-Castano... T38	70-74-68-72	284/4	64,500.00
Miguel A. Jimenez..... T4	71-69-65-69	274/-6	321,666.67	Kiradech Aphibarnrat... T40	69-68-73-75	285/5	61,500.00
Zach Johnson..... T4	69-70-68-67	274/-6	321,666.67	Sergio Garcia..... T40	71-76-70-68	285/5	61,500.00
Jason Dufner..... T4	67-69-67-71	274/-6	321,666.66	Graeme McDowell..... T40	71-71-71-72	285/5	61,500.00
Bill Haas..... T7	66-68-69-71	275/-5	205,000.00	Lee Westwood..... T40	71-71-71-72	285/5	61,500.00
Chris Wood..... T7	66-68-70-71	275/-5	205,000.00	Stephen Gallacher..... T44	74-74-67-71	286/6	57,500.00
Luke Donald..... T9	67-69-68-72	276/-4	145,750.00	Billy Horschel..... T44	74-74-72-66	286/6	57,500.00
Jim Furyk..... T9	67-69-72-68	276/-4	145,750.00	Francesco Molinari..... T44	70-70-72-74	286/6	57,500.00
Martin Kaymer..... T9	74-67-69-66	276/-4	145,750.00	Nick Watney..... T44	71-72-70-73	286/6	57,500.00
Richard Sterne..... T9	70-68-70-68	276/-4	145,750.00	Ernie Els..... T48	71-72-70-74	287/7	53,000.00
Steve Stricker..... T13	71-67-70-69	277/-3	114,000.00	Martin Laird..... T48	77-70-71-69	287/7	53,000.00
Harris English..... T14	70-68-72-68	278/-2	102,666.67	Shane Lowry..... T48	72-76-70-69	287/7	53,000.00
Webb Simpson..... T14	64-75-73-66	278/-2	102,666.67	Thorbjorn Olesen..... T48	73-69-72-73	287/7	53,000.00
Adam Scott..... T14	73-68-66-71	278/-2	102,666.66	Richie Ramsay..... T48	73-69-73-72	287/7	53,000.00
Jamie Donaldson..... T17	70-69-71-69	279/-1	93,000.00	Sang-Moon Bae..... T53	73-73-70-72	288/8	48,875.00
Justin Rose..... T17	69-72-69-69	279/-1	93,000.00	Jason Day..... T53	74-72-72-70	288/8	48,875.00
John Merrick..... T19	72-66-70-72	280/E	89,000.00	David Lynn..... T53	71-73-73-71	288/8	48,875.00
Ian Poulter..... T19	69-72-69-70	280/E	89,000.00	Matteo Manassero..... T53	71-70-74-73	288/8	48,875.00
Hideki Matsuyama..... T21	72-68-70-71	281/1	81,166.67	Nicolas Colsaerts..... T57	72-70-74-73	289/9	47,250.00
Charl Schwartzel..... T21	74-74-64-69	281/1	81,166.67	Derek Ernst..... T57	73-76-71-69	289/9	47,250.00
Michael Thompson..... T21	72-71-70-68	281/1	81,166.67	Jonas Blixt..... T59	70-75-73-72	290/10	45,750.00
Bo Van Pelt..... T21	71-73-68-69	281/1	81,166.67	Scott Piercy..... T59	68-77-75-70	290/10	45,750.00
Rickie Fowler..... T21	67-71-70-73	281/1	81,166.66	D.A. Points..... T59	73-69-75-73	290/10	45,750.00
Phil Mickelson..... T21	72-71-67-71	281/1	81,166.66	Kevin Streelman..... T59	76-73-71-70	290/10	45,750.00
Paul Casey..... T27	70-70-73-69	282/2	73,500.00	Brian Gay..... T63	72-70-75-75	292/12	44,250.00
Russell Henley..... T27	72-69-75-66	282/2	73,500.00	Brett Rumford..... T63	76-74-72-70	292/12	44,250.00
Matt Kuchar..... T27	72-71-69-70	282/2	73,500.00	Ken Duke..... T65	70-75-73-75	293/13	42,800.00
Paul Lawrie..... T27	69-72-71-70	282/2	73,500.00	Tommy Gainey..... T65	74-71-76-72	293/13	42,800.00
Rory McIlroy..... T27	70-71-69-72	282/2	73,500.00	Branden Grace..... T65	70-75-70-78	293/13	42,800.00
Bubba Watson..... T27	67-69-72-74	282/2	73,500.00	Mikko Ilonen..... T65	73-73-73-74	293/13	42,800.00
Peter Hanson..... T33	70-72-70-71	283/3	68,000.00	Satoshi Kodaira..... T65	70-74-76-73	293/13	42,800.00
Dustin Johnson..... T33	72-69-75-67	283/3	68,000.00	Carl Pettersson..... T70	72-73-73-77	295/15	42,000.00
Ryan Moore..... T33	66-74-70-73	283/3	68,000.00	Toru Taniguchi..... T71	75-73-79-73	300/20	41,750.00
Brandt Snedeker..... T33	72-70-71-70	283/3	68,000.00	Jaco Van Zyl..... T72	73-82-78-72	305/25	41,500.00
Boo Weekley..... T33	73-70-70-70	283/3	68,000.00	Daniel Popovic..... T73	79-77-76-82	314/34	41,250.00

2012 Bridgestone Invitational

Firestone Country Club (South Course); Akron, OH Par: \$8,500,000 Par/Yards: 35-35-70/7,400 July 30-August 5, 2012

LEADERS	First Round	Second Round	Third Round
	Jim Furyk 63 (-7)	Jim Furyk 129 (-11)	Jim Furyk 199 (-11)
	Lee Slattery 65 (-5)	Rafael Cabrera Bello 131 (-9)	Louis Oosthuizen 200 (-10)
	Rafael Cabrera Bello 66 (-4)	Louis Oosthuizen 132 (-8)	Keegan Bradley 203 (-7)
	Ben Crane 66 (-4)	Jason Dufner 133 (-7)	Rory McIlroy 204 (-6)
	Luke Donald 66 (-4)	K.T. Kim 134 (-6)	Steve Stricker 204 (-6)
	Simon Dyson 66 (-4)	Keegan Bradley 136 (-4)	
	John Senden 66 (-4)		
	Bubba Watson 66 (-4)		
	Keegan Bradley 67 (-3)		

CUT: No cut. 75 of the 78 players completed 72 holes.

WEATHER: Thursday: Sunny. Winds WSW at 5-10 mph. High of 90. Friday: Mostly sunny. Temperatures in the mid 90s, with light S winds at 5-10 mph. Saturday: Mostly sunny. Temperatures in the upper 80s by the afternoon with W winds at 10-20 mph. Sunday: Due to the threat of bad weather, tee times were adjusted so that players teed off on No. 1 and No. 10 in threesomes, from 8-10 a.m. Play was suspended at 9:15 a.m. due to a dangerous weather situation and resumed at noon. Mostly cloudy with morning thunderstorms turning to clearer skies in the afternoon. High of 81. Winds SW at 10-20 mph.



Winner: Keegan Bradley 67-69-67-64 267 \$1,400,000.00

KEEGAN BRADLEY.....1	67-69-67-64	267/-13	\$1,400,000.00
Jim Furyk..... T2	63-66-70-69	268/-12	665,000.00
Steve Stricker..... T2	68-68-68-64	268/-12	665,000.00
Louis Oosthuizen 4	67-65-68-69	269/-11	365,000.00
Rory McIlroy T5	70-67-67-68	272/-8	276,500.00
Justin Rose T5	70-69-66-67	272/-8	276,500.00
Jason Dufner 7	67-66-73-68	274/-6	210,000.00
Aaron Baddeley T8	73-66-71-66	276/-4	128,750.00
K.J. Choi T8	71-72-67-66	276/-4	128,750.00
Luke Donald T8	66-69-71-70	276/-4	128,750.00
Matt Kuchar T8	70-70-70-66	276/-4	128,750.00
Lee Slattery T8	65-71-72-68	276/-4	128,750.00
David Toms T8	68-67-73-68	276/-4	128,750.00
Bo Van Pelt T8	70-69-66-71	276/-4	128,750.00
Tiger Woods T8	70-72-68-66	276/-4	128,750.00
Simon Dyson T16	66-71-70-70	277/-3	90,000.00
John Senden T16	66-70-69-72	277/-3	90,000.00
Kyle Stanley T16	69-73-68-67	277/-3	90,000.00
Bill Haas T19	67-71-70-70	278/-2	82,000.00
Dustin Johnson T19	69-68-73-68	278/-2	82,000.00
Scott Piercy T19	69-70-70-69	278/-2	82,000.00
Nick Watney T19	69-70-72-67	278/-2	82,000.00
Bubba Watson T19	66-73-72-67	278/-2	82,000.00
K.T. Kim T24	67-67-74-71	279/-1	74,500.00
Graeme McDowell T24	70-67-70-72	279/-1	74,500.00
Geoff Ogilvy T24	67-70-72-70	279/-1	74,500.00
Charl Schwartzel T24	69-75-72-63	279/-1	74,500.00
Carl Pettersson 28	67-70-71-72	280/E	72,000.00
Rafael Cabrera Bello T29	66-65-77-73	281/1	68,000.00
Jason Day T29	75-70-70-66	281/1	68,000.00
Sergio Garcia T29	67-72-71-71	281/1	68,000.00
Retief Goosen T29	67-72-73-69	281/1	68,000.00
Martin Kaymer T29	68-72-72-69	281/1	68,000.00
Martin Laird T29	68-72-68-73	281/1	68,000.00
Ian Poulter T29	74-69-69-69	281/1	68,000.00
Jamie Donaldson T36	68-73-75-66	282/2	62,500.00
Branden Grace T36	72-70-66-74	282/2	62,500.00
Johnson Wagner T36	71-74-68-69	282/2	62,500.00

Y.E. Yang T36	69-71-74-68	282/2	\$62,500.00
Thomas Bjorn T40	71-70-74-68	283/3	59,000.00
Zach Johnson T40	68-73-68-74	283/3	59,000.00
Francesco Molinari T40	74-70-69-70	283/3	59,000.00
Phil Mickelson T43	71-69-73-71	284/4	56,500.00
Alvaro Quiros T43	70-71-72-71	284/4	56,500.00
Nicolas Colsaerts T45	73-68-74-70	285/5	53,000.00
Ernie Els T45	73-73-68-71	285/5	53,000.00
Marc Leishman T45	70-72-70-73	285/5	53,000.00
Adam Scott T45	71-70-71-73	285/5	53,000.00
Mark Wilson T45	72-71-73-69	285/5	53,000.00
Ryo Ishikawa T50	71-72-70-73	286/6	49,000.00
Fredrik Jacobson T50	71-73-73-69	286/6	49,000.00
Paul Lawrie T50	72-68-74-72	286/6	49,000.00
Brandt Snedeker T50	71-70-70-75	286/6	49,000.00
Danny Willett T50	72-74-73-67	286/6	49,000.00
Jonathan Byrd T55	73-73-69-72	287/7	46,500.00
Greg Chalmers T55	71-75-71-70	287/7	46,500.00
Gonzalo Fdez-Castano. T55	71-73-70-73	287/7	46,500.00
Hunter Mahan T55	73-73-69-72	287/7	46,500.00
Bernd Wiesberger T55	70-71-74-72	287/7	46,500.00
Rickie Fowler T60	70-80-69-69	288/8	44,500.00
Yoshinori Fujimoto T60	73-74-71-70	288/8	44,500.00
Marcel Siem T60	76-71-70-71	288/8	44,500.00
Peter Hanson T63	73-71-71-74	289/9	43,500.00
Joost Luiten T63	72-71-77-69	289/9	43,500.00
Kevin Na T63	72-76-72-69	289/9	43,500.00
Sang-Moon Bae 66	72-66-76-76	290/10	43,000.00
Toshinori Muto T67	73-71-73-74	291/11	42,625.00
Jeev Milkha Singh T67	73-74-71-73	291/11	42,625.00
Robert Allenby 69	73-79-72-68	292/12	42,250.00
Lee Westwood 70	68-72-81-73	294/14	42,000.00
Michael Hoey T71	78-75-70-72	295/15	41,625.00
Robert Rock T71	76-72-74-73	295/15	41,625.00
Ted Potter, Jr. 73	72-72-75-80	299/19	41,250.00
Tom Lewis 74	78-76-74-73	301/21	41,000.00
Oliver Bekker 75	77-72-76-77	302/22	40,750.00

2011 Bridgestone Invitational

Firestone Country Club (South Course); Akron, OH Par: \$8,500,000 Par/Yards: 35-35-70/7,400 August 1-7, 2011

LEADERS		First Round	Second Round	Third Round
	Adam Scott	62 (-8)	Keegan Bradley..... 132 (-8)	Adam Scott
	Jason Day	63 (-7)	Rickie Fowler..... 132 (-8)	Jason Day
	Nick Watney.....	65 (-5)	Ryan Moore..... 132 (-8)	Ryo Ishikawa.....
	Thomas Bjorn	66 (-4)	Adam Scott	Keegan Bradley.....
	Stewart Cink.....	66 (-4)	132 (-8)	Martin Laird.....
	Kyung-tae Kim	66 (-4)	Jason Day	
	Martin Laird.....	66 (-4)	Robert Karlsson.....	
	Pablo Larrazabal.....	66 (-4)	Martin Laird.....	
	Ryan Moore.....	66 (-4)		
	D.A. Points.....	66 (-4)		
	Rory Sabbatini.....	66 (-4)		
	Brandt Snedeker.....	66 (-4)		

CUT: No cut. All 76 players finished 72 holes.



WEATHER: Thursday: Sunny with a high of 88 degrees. Winds W 8-12 mph. Friday: Partly cloudy with temperatures reaching 82 degrees. Winds ESE 4-8 mph in the late morning changing to NNE 8-12 mph in the afternoon. Saturday: Mostly cloudy throughout the morning and early afternoon, with temperatures in the low to mid-80s and winds SW 5-10 mph. Sunday: Partly cloudy, warm and humid with temperatures reaching 86 degrees. Winds W 10-15 mph.

Winner: Adam Scott 62-70-66-65 263 \$1,400,000.00

Player	Round 1	Round 2	Round 3	Round 4	Total	Prize Money
ADAM SCOTT	1	62-70-66-65	263	\$1,400,000.00		
Luke Donald	T2	68-69-64-66	267	665,000.00		
Rickie Fowler	T2	68-64-69-66	267	665,000.00		
Jason Day	T4	63-70-66-69	268	332,500.00		
Ryo Ishikawa	T4	67-68-64-69	268	332,500.00		
Zach Johnson	T6	70-68-64-68	270	215,000.00		
Kyung-tae Kim	T6	66-72-66-66	270	215,000.00		
Rory McIlroy	T6	68-68-67-67	270	215,000.00		
David Toms	T9	68-68-68-67	271	152,500.00		
Lee Westwood	T9	67-71-68-65	271	152,500.00		
Aaron Baddeley	T11	68-70-69-65	272	117,333.34		
Fredrik Jacobson	T11	68-66-67-71	272	117,333.33		
Martin Laird	T11	66-67-67-72	272	117,333.33		
Steve Stricker	T14	71-65-67-70	273	100,000.00		
Keegan Bradley	T15	67-65-68-74	274	95,500.00		
Francesco Molinari	T15	73-64-68-69	274	95,500.00		
Robert Karlsson	T17	68-65-72-70	275	89,500.00		
Mark Wilson	T17	69-69-71-66	275	89,500.00		
Matt Kuchar	T19	71-69-65-71	276	85,000.00		
D.A. Points	T19	66-70-72-68	276	85,000.00		
Peter Hanson	T21	70-67-70-70	277	81,250.00		
Bubba Watson	T21	69-70-68-70	277	81,250.00		
Jim Furyk	T23	73-69-67-69	278	75,250.00		
Lucas Glover	T23	68-68-72-70	278	75,250.00		
Retief Goosen	T23	72-68-68-70	278	75,250.00		
Ryan Moore	T23	66-66-74-72	278	75,250.00		
Bo Van Pelt	T23	68-70-71-69	278	75,250.00		
Nick Watney	T23	65-70-70-73	278	75,250.00		
Anders Hansen	T29	72-70-67-70	279	68,500.00		
Martin Kaymer	T29	69-70-73-67	279	68,500.00		
Hennie Otto	T29	69-66-75-69	279	68,500.00		
Scott Stallings	T29	69-68-72-70	279	68,500.00		
Simon Dyson	T33	77-66-69-68	280	64,500.00		
Edoardo Molinari	T33	72-66-70-72	280	64,500.00		
Justin Rose	T33	71-70-72-67	280	64,500.00		
Brandt Snedeker	T33	66-68-74-72	280	64,500.00		
Ernie Els	T37	71-71-71-68	281	58,500.00		
Richard Green	T37	69-68-74-70	281	58,500.00		
Charley Hoffman	T37	68-69-70-74	281	\$58,500.00		
Hunter Mahan	T37	71-69-72-69	281	58,500.00		
Matteo Manassero	T37	70-72-67-72	281	58,500.00		
Geoff Ogilvy	T37	68-70-76-67	281	58,500.00		
Louis Oosthuizen	T37	71-71-70-69	281	58,500.00		
Tiger Woods	T37	68-71-72-70	281	58,500.00		
Paul Casey	T45	73-71-71-67	282	53,000.00		
Stewart Cink	T45	66-70-71-75	282	53,000.00		
Gary Woodland	T45	70-66-73-73	282	53,000.00		
Robert Allenby	T48	70-73-70-70	283	49,300.00		
Dustin Johnson	T48	73-69-70-71	283	49,300.00		
Phil Mickelson	T48	67-73-71-72	283	49,300.00		
Rory Sabbatini	T48	66-77-71-69	283	49,300.00		
Brendan Steele	T48	69-74-74-66	283	49,300.00		
Sergio Garcia	T53	68-72-72-72	284	46,500.00		
Alexander Noren	T53	69-73-70-72	284	46,500.00		
Alvaro Quiros	T53	73-74-67-70	284	46,500.00		
Charl Schwartzel	T53	74-71-68-71	284	46,500.00		
Y.E. Yang	T53	72-71-69-72	284	46,500.00		
Heath Slocum	T58	71-65-75-74	285	45,000.00		
Jonathan Byrd	T59	67-74-75-70	286	43,750.00		
K.J. Choi	T59	74-71-70-71	286	43,750.00		
Padraig Harrington	T59	71-70-73-72	286	43,750.00		
Sean O'Hair	T59	72-72-69-73	286	43,750.00		
Arjun Atwal	T63	68-73-71-76	288	42,250.00		
Bill Haas	T63	72-72-70-74	288	42,250.00		
Graeme McDowell	T65	71-72-75-71	289	1,500.00		
Harrison Frazar	T66	72-72-77-70	291	40,750.00		
Jhonattan Vegas	T66	73-70-74-74	291	40,750.00		
Thomas Bjorn	T68	66-72-75-79	292	39,250.00		
Darren Clarke	T68	77-74-69-72	292	39,250.00		
Jeff Overton	T68	72-73-73-74	292	39,250.00		
Ian Poulter	T68	71-69-80-72	292	39,250.00		
Miguel A. Jimenez	T72	73-73-74-73	293	38,000.00		
Jaebum Park	T73	73-72-77-72	294	37,500.00		
Pablo Larrazabal	T74	66-76-74-79	295	37,000.00		
Yuta Ikeda	T75	74-72-77-74	297	36,500.00		
Stuart Appleby	T76	73-76-78-72	299	36,000.00		

2010 Bridgestone Invitational

Firestone Country Club (South Course); Akron, OH Purse: \$8,500,000 Par/Yards: 35-35-70/7,400 August 5-8, 2010

LEADERS	First Round	Second Round	Third Round
Bubba Watson	64 (-6)	Retief Goosen 133 (-7)	Ryan Palmer 201 (-9)
Kenny Perry	66 (-4)	Justin Leonard 134 (-6)	Sean O'Hair 201 (-9)
Phil Mickelson	66 (-4)	Phil Mickelson 134 (-6)	Matt Kuchar 202 (-8)
Adam Scott	66 (-4)	Peter Hanson 135 (-5)	Ernie Els 203 (-7)
Graeme McDowell	66 (-4)	Bo Van Pelt 135 (-5)	Peter Hanson 203 (-7)
Hunter Mahan	71 (T37)	Bubba Watson 135 (-5)	Justin Leonard 203 (-7)
		Hunter Mahan 138 (T17)	Hunter Mahan 204 T7

CUT: No cut. 80 of the 81 players completed 72 holes.



WEATHER: Thursday: Early morning showers and thunderstorms with mostly cloudy skies becoming partly cloudy by late morning. A few showers developed late in the evening. Winds: W 10-15 gusting to 20 mph with highs in the mid 80s. Friday: Mostly cloudy with scattered light showers through early afternoon. Partly cloudy the rest of the day. Winds: NW 5-10 mph with temperatures in the high 70s Saturday: Mostly sunny and pleasant. Winds: Variable 4-8 mph. High of 80. Sunday: Partly cloudy and warmer temperatures reaching into the mid-80s.

Winner: Hunter Mahan 71-67-66-64 268 \$1,400,000.00

HUNTER MAHAN	71-67-66-64	268	\$1,400,000.00						
Ryan Palmer	2	70-68-63-69	270	840,000.00	Alvaro Quiros	T39	73-66-74-68	281	\$58,000.00
Retief Goosen	T3	67-66-73-65	271	412,500.00	Heath Slocum	T39	75-68-67-71	281	58,000.00
Bo Van Pelt	T3	67-68-69-67	271	412,500.00	Scott Verplank	T39	75-68-68-70	281	58,000.00
Sean O'Hair	5	67-70-64-71	272	295,000.00	J.B. Holmes	T44	74-72-69-67	282	54,500.00
Jim Furyk	T6	72-68-69-64	273	227,500.00	Troy Matteson	T44	72-70-69-71	282	54,500.00
Jeff Overton	T6	67-70-67-69	273	227,500.00	Chad Campbell	T46	67-73-73-70	283	50,214.29
Peter Hanson	8	69-66-68-71	274	180,000.00	K.J. Choi	T46	70-73-72-68	283	50,214.29
Padraig Harrington	T9	69-70-70-66	275	125,833.34	Boo Weekley	T46	73-72-68-70	283	50,214.29
Louis Oosthuizen	T9	72-70-68-65	275	125,833.34	Y.E. Yang	T46	74-68-71-70	283	50,214.29
Matt Kuchar	T9	69-67-66-73	275	125,833.33	Luke Donald	T46	70-69-73-71	283	50,214.28
Rory McIlroy	T9	68-69-69-69	275	125,833.33	Ross Fisher	T46	70-68-74-71	283	50,214.28
Adam Scott	T9	66-70-72-67	275	125,833.33	Phil Mickelson	T46	66-68-71-78	283	50,214.28
Steve Stricker	T9	68-71-69-67	275	125,833.33	Ryo Ishikawa	T53	71-73-72-68	284	47,250.00
Dustin Johnson	15	72-65-68-71	276	96,000.00	Alexander Noren	T53	69-69-70-76	284	47,250.00
Martin Laird	T16	70-71-68-68	277	90,000.00	Ross McGowan	T55	71-69-70-75	285	46,000.00
Ryan Moore	T16	70-68-70-69	277	90,000.00	Edoardo Molinari	T55	71-71-70-73	285	46,000.00
Nick Watney	T16	68-68-69-72	277	90,000.00	Mike Weir	T55	72-69-72-72	285	46,000.00
Justin Rose	T19	71-70-70-67	278	81,333.34	Tim Clark	T58	70-72-75-69	286	44,000.00
Stewart Cink	T19	72-69-70-67	278	81,333.33	Ben Crane	T58	71-70-72-73	286	44,000.00
Kenny Perry	T19	66-73-68-71	278	81,333.33	Marcus Fraser	T58	72-72-68-74	286	44,000.00
Paul Casey	T22	68-68-73-70	279	72,000.00	Charl Schwartzel	T58	73-68-68-77	286	44,000.00
Jason Day	T22	69-70-69-71	279	72,000.00	Vijay Singh	T58	71-73-70-72	286	44,000.00
Ernie Els	T22	69-70-64-76	279	72,000.00	Stuart Appleby	T63	74-72-70-71	287	42,250.00
Sergio Garcia	T22	70-70-69-70	279	72,000.00	James Kingston	T63	75-65-71-76	287	42,250.00
Lucas Glover	T22	70-66-70-73	279	72,000.00	Jason Bohn	T65	71-68-73-77	289	40,750.00
Miguel A. Jimenez	T22	69-67-70-73	279	72,000.00	Robert Karlsson	T65	71-74-73-71	289	40,750.00
Martin Kaymer	T22	72-67-69-71	279	72,000.00	Hennie Otto	T65	73-72-72-72	289	40,750.00
Justin Leonard	T22	68-66-69-76	279	72,000.00	Ian Poulter	T65	72-70-77-70	289	40,750.00
Graeme McDowell	T22	66-73-68-72	279	72,000.00	Gregory Bourdy	T69	68-72-74-76	290	39,250.00
Geoff Ogilvy	T22	71-67-68-73	279	72,000.00	Yuta Ikeda	T69	72-76-69-73	290	39,250.00
Bubba Watson	T22	64-71-70-74	279	72,000.00	Rhys Davies	T71	75-69-72-75	291	37,750.00
Angel Cabrera	T33	71-68-67-74	280	63,500.00	Simon Dyson	T71	72-73-73-73	291	37,750.00
Rickie Fowler	T33	68-73-69-70	280	63,500.00	David Horsey	T71	73-71-75-72	291	37,750.00
Bill Haas	T33	73-66-71-70	280	63,500.00	Camilo Villegas	T71	75-73-71-72	291	37,750.00
Zach Johnson	T33	70-70-71-69	280	63,500.00	Soren Hansen	75	71-75-72-77	295	36,750.00
Katsumasa Miyamoto	T33	71-72-62-75	280	63,500.00	Simon Khan	T76	73-71-74-78	296	36,375.00
Oliver Wilson	T33	71-67-67-75	280	63,500.00	Anthony Kim	T76	75-76-69-76	296	36,375.00
Ben Curtis	T39	69-70-71-71	281	58,000.00	Michael Jonzon	T78	76-74-76-72	298	35,875.00
Francesco Molinari	T39	70-72-71-68	281	58,000.00	Tiger Woods	T78	74-72-75-77	298	35,875.00
					Henrik Stenson	80	79-75-71-75	300	35,500.00

2009 Bridgestone Invitational

Firestone Country Club (South Course), Akron, OH **Purse: \$8,500,000** **Par/Yards: 35-35-70/7,400** **Aug. 6-9, 2009**

LEADERS		First Round	Second Round	Tiger Woods
Padraig Harrington	64 (-6)	68 (T8)	203 (-7)
Prayad Marksang	66 (-4)		205 (-5)
Tim Clark	66 (-4)		Ten Players 206 (-4)
Scott Verplank	66 (-4)		
Steve Stricker	67 (-3)		
Ian Poulter	67 (-3)		
Zach Johnson	67 (-3)		
Tiger Woods	68 (T8)		
		Third Round	Fourth Round	Tiger Woods
Padraig Harrington	200 (-10)		138 (T13)



CUT: There was no cut. All 79 players completed 72 holes.

WEATHER: Thursday: Mostly sunny. High of 78. Winds NW 10-15 mph. Friday: Mostly cloudy. High of 79. Winds W-NW 8-12 mph. Saturday: Mostly cloudy with periodic rain showers. High of 80. Winds S-SW 8-12 mph. Sunday: Partly cloudy and warmer. Highs in the low 90s. Winds W-SW 10-20 mph.

Winner: Tiger Woods 68-70-65-65 268 \$1,400,000.00

TIGER WOODS.....	1	68-70-65-65	268	\$1,400,000.00
Robert Allenby.....	T2	68-69-69-66	272	665,000.00
Padraig Harrington.....	T2	64-69-67-72	272	665,000.00
Angel Cabrera.....	T4	70-68-68-67	273	332,000.00
Hunter Mahan.....	T4	68-69-70-66	273	332,000.00
Steve Stricker.....	T6	67-69-71-67	274	214,333.34
Stewart Cink.....	T6	69-69-68-68	274	214,333.33
Miguel A. Jimenez.....	T6	68-72-66-68	274	214,333.33
Lee Westwood.....	9	69-71-70-65	275	160,000.00
Mike Weir.....	10	71-66-69-70	276	145,000.00
Chad Campbell.....	T11	71-68-69-69	277	112,500.00
Jerry Kelly.....	T11	71-65-69-72	277	112,500.00
Kenny Perry.....	T11	69-71-66-71	277	112,500.00
Oliver Wilson.....	T11	69-69-68-71	277	112,500.00
Woody Austin.....	T15	69-68-69-72	278	91,125.00
Zach Johnson.....	T15	67-70-69-72	278	91,125.00
Ian Poulter.....	T15	67-74-67-70	278	91,125.00
Alvaro Quiros.....	T15	72-65-72-69	278	91,125.00
Lucas Glover.....	T19	69-69-68-73	279	83,000.00
Davis Love III.....	T19	72-66-73-68	279	83,000.00
Y.E. Yang.....	T19	72-72-69-66	279	83,000.00
Mathew Goggin.....	T22	73-71-68-68	280	74,428.58
Darren Clarke.....	T22	71-70-70-69	280	74,428.57
Sergio Garcia.....	T22	68-72-70-70	280	74,428.57
Dustin Johnson.....	T22	70-71-70-69	280	74,428.57
Geoff Ogilvy.....	T22	69-71-67-73	280	74,428.57
Pat Perez.....	T22	70-72-66-72	280	74,428.57
David Toms.....	T22	69-69-69-73	280	74,428.57
Tim Clark.....	T29	66-68-73-74	281	67,000.00
Ernie Els.....	T29	71-72-70-68	281	67,000.00
Retief Goosen.....	T29	71-67-71-72	281	67,000.00
Charles Howell III.....	T29	71-72-68-70	281	67,000.00
Justin Rose.....	T29	75-68-69-69	281	67,000.00
Vijay Singh.....	T29	70-73-67-71	281	67,000.00
Henrik Stenson.....	T29	69-72-70-70	281	67,000.00
J.B. Holmes.....	T36	70-72-65-75	282	60,000.00
Anthony Kang.....	T36	71-76-66-69	282	60,000.00
Anthony Kim.....	T36	72-68-71-71	282	60,000.00
Prayad Marksang.....	T36	66-70-72-74	282	60,000.00
Carl Pettersson.....	T36	70-70-68-74	282	60,000.00

Camilo Villegas.....	T36	70-70-72-70	282	\$60,000.00
Nick Watney.....	T36	74-68-69-71	282	60,000.00
Ross Fisher.....	43	70-71-70-72	283	56,000.00
Justin Leonard.....	44	70-71-70-73	284	55,000.00
K.J. Choi.....	T45	74-72-73-66	285	51,500.00
Luke Donald.....	T45	70-72-69-74	285	51,500.00
Anders Hansen.....	T45	73-71-70-71	285	51,500.00
Graeme McDowell.....	T45	73-71-71-70	285	51,500.00
Nick O'Hern.....	T45	72-67-71-75	285	51,500.00
Rory Sabbatini.....	T45	71-71-68-75	285	51,500.00
Stuart Appleby.....	T51	74-68-69-75	286	46,500.00
Christian Cevaer.....	T51	75-70-71-70	286	46,500.00
Nick Dougherty.....	T51	69-71-71-75	286	46,500.00
Jim Furyk.....	T51	73-71-73-69	286	46,500.00
Danny Lee.....	T51	68-73-75-70	286	46,500.00
Adam Scott.....	T51	78-67-71-70	286	46,500.00
Scott Verplank.....	T51	66-69-75-76	286	46,500.00
Phil Mickelson.....	T58	70-69-75-73	287	44,250.00
Boo Weekley.....	T58	69-69-76-73	287	44,250.00
Soren Hansen.....	T60	69-71-70-78	288	42,750.00
Trevor Immelman.....	T60	70-70-74-74	288	42,750.00
Thongchai Jaidee.....	T60	71-74-70-73	288	42,750.00
Martin Kaymer.....	T60	72-74-72-70	288	42,750.00
Cameron Beckman.....	T64	71-71-72-75	289	40,750.00
Ben Curtis.....	T64	77-69-72-71	289	40,750.00
Nathan Green.....	T64	74-71-74-70	289	40,750.00
Jeev M. Singh.....	T64	70-71-72-76	289	40,750.00
Soren Kjeldsen.....	T68	72-70-75-73	290	39,250.00
Rory McIlroy.....	T68	75-70-71-74	290	39,250.00
Gonzalo Fdez-Castano..	T70	70-71-73-77	291	38,250.00
Sean O'Hair.....	T70	69-72-76-74	291	38,250.00
Shingo Katayama.....	72	74-72-73-73	292	37,500.00
Richard Sterne.....	73	72-73-71-77	293	37,000.00
Gregory Havret.....	T74	73-77-70-75	295	36,625.00
Marc Turnesa.....	T74	76-75-71-73	295	36,625.00
Chih-Bing Lam.....	76	74-75-75-75	299	36,250.00
Shane Lowry.....	77	78-78-72-72	300	36,000.00
Yuji Igarashi.....	78	74-83-73-72	302	35,750.00
Brian Gay.....	79	75-74-76-79	304	35,500.00

2008 Bridgestone Invitational

Firestone Country Club (South Course), Akron, OH Purse: \$8,000,000 Par/Yards: 35-35-70/7,400 July 31-Aug. 3, 2008

LEADERS	First Round	Second Round	Third Round
	Retief Goosen..... 66 (-4)	Vijay Singh..... 133 (-7)	Lee Westwood..... 202 (-8)
	Tim Clark..... 67 (-3)	Phil Mickelson..... 134 (-6)	Vijay Singh..... 202 (-8)
	Zach Johnson..... 67 (-3)	Sean O'Hair..... 135 (-5)	Phil Mickelson..... 202 (-8)
	Daniel Chopra..... 67 (-3)	Peter Lonard..... 135 (-5)	Stuart Appleby..... 201 (-7)
	Vijay Singh..... 67 (-3)	Zach Johnson..... 135 (-5)	Retief Goosen..... 199 (-5)
		Lee Westwood..... 135 (-5)	



CUT: There was no cut. All 80 professionals completed 72 holes.

WEATHER: Thursday: Mainly sunny with temperatures reaching the high 80s. NW winds from 6-12 mph. Friday: Partly sunny with highs in the upper 80s. W winds 5-10 mph. Saturday: Sunny and warm with N-NW winds 6-12 mph. Sunday: Mostly sunny with highs in the 80s.

Winner: Vijay Singh 67-66-69-68 270 \$1,350,000.00

VIJAY SINGH..... 1	67-66-69-68	270	\$1,350,000.00	Brendan Jones..... T36	69-73-69-70	281	\$52,000.00
Stuart Appleby..... T2	70-66-67-68	271	635,000.00	Anthony Kim..... T36	71-72-70-68	281	52,000.00
Lee Westwood..... T2	70-65-67-69	271	635,000.00	Aaron Baddeley..... T43	79-69-66-68	282	46,600.00
Retief Goosen..... T4	66-71-68-67	272	310,000.00	Stewart Cink..... T43	68-68-74-72	282	46,600.00
Phil Mickelson..... T4	68-66-68-70	272	310,000.00	Richard Green..... T43	72-73-70-67	282	46,600.00
Darren Clarke..... T6	70-71-65-67	273	220,000.00	Brandt Snedeker..... T43	68-76-69-69	282	46,600.00
Peter Lonard..... T6	69-66-72-66	273	220,000.00	Steve Stricker..... T43	68-69-75-70	282	46,600.00
Paul Casey..... T8	70-71-68-65	274	162,500.00	Stephen Ames..... T48	69-71-71-72	283	44,250.00
D.J. Trahan..... T8	69-67-70-68	274	162,500.00	Steve Flesch..... T48	70-70-73-70	283	44,250.00
Miguel A. Jimenez..... T10	70-66-70-69	275	133,000.00	Hidemasa Hoshino..... T48	75-73-65-70	283	44,250.00
Hunter Mahan..... T10	71-66-70-68	275	133,000.00	David Toms..... T48	72-72-70-69	283	44,250.00
Chris DiMarco..... T12	68-70-68-70	276	111,000.00	Woody Austin..... T52	71-70-72-71	284	42,250.00
Sean O'Hair..... T12	68-67-73-68	276	111,000.00	Niclas Fasth..... T52	71-71-72-70	284	42,250.00
Chad Campbell..... T14	68-71-68-70	277	95,500.00	Rocco Mediate..... T52	68-73-71-72	284	42,250.00
Daniel Chopra..... T14	67-74-66-70	277	95,500.00	Chez Reavie..... T52	68-74-70-72	284	42,250.00
K.J. Choi..... T16	73-67-70-68	278	82,625.00	Ross Fisher..... T56	69-73-70-73	285	40,000.00
Zach Johnson..... T16	67-68-72-71	278	82,625.00	Fredrik Jacobson..... T56	71-71-70-73	285	40,000.00
Ian Poulter..... T16	70-68-69-71	278	82,625.00	Graeme McDowell..... T56	70-71-73-71	285	40,000.00
Henrik Stenson..... T16	73-70-68-67	278	82,625.00	Rod Pampling..... T56	69-71-75-70	285	40,000.00
Robert Allenby..... T20	71-70-70-68	279	71,000.00	Adam Scott..... T56	69-76-72-68	285	40,000.00
Tim Clark..... T20	67-71-71-70	279	71,000.00	Nick Dougherty..... T61	72-76-69-69	286	38,250.00
Padraig Harrington..... T20	69-75-68-67	279	71,000.00	Steve Webster..... T61	68-72-72-74	286	38,250.00
Robert Karlsson..... T20	71-67-71-70	279	71,000.00	Lucas Glover..... T63	70-75-72-70	287	37,000.00
Justin Leonard..... T20	68-70-70-71	279	71,000.00	Andres Romero..... T63	73-71-73-70	287	37,000.00
Steve Lowery..... T20	75-67-70-67	279	71,000.00	Scott Strange..... T63	68-74-73-72	287	37,000.00
Scott Verplank..... T20	71-70-70-68	279	71,000.00	Kenny Perry..... T66	74-69-73-72	288	35,750.00
Ernie Els..... T27	69-74-69-68	280	60,000.00	Boo Weekley..... T66	72-73-71-72	288	35,750.00
Jim Furyk..... T27	68-69-71-72	280	60,000.00	Martin Kaymer..... T68	72-79-68-70	289	34,500.00
Charles Howell III..... T27	68-70-70-72	280	60,000.00	Prayad Marksaeng..... T68	70-73-73-73	289	34,500.00
Paul McGinley..... T27	70-67-72-71	280	60,000.00	Geoff Ogilvy..... T68	71-67-79-72	289	34,500.00
Nick O'Hern..... T27	70-68-71-71	280	60,000.00	Brett Rumford..... T71	75-70-76-69	290	33,250.00
Justin Rose..... T27	71-70-68-71	280	60,000.00	Johnson Wagner..... T71	70-74-75-71	290	33,250.00
Rory Sabbatini..... T27	69-67-70-74	280	60,000.00	Soren Hansen..... T73	75-73-70-74	292	32,500.00
Vaughn Taylor..... T27	72-67-69-72	280	60,000.00	J.J. Henry..... T73	69-73-73-77	292	32,500.00
Oliver Wilson..... T27	71-69-72-68	280	60,000.00	David Howell..... T73	70-75-70-77	292	32,500.00
Angel Cabrera..... T36	72-73-68-68	281	52,000.00	Pablo Larrazabal..... T76	72-75-71-76	294	32,000.00
Richard Finch..... T36	69-75-70-67	281	52,000.00	Colin Montgomerie..... T77	72-71-76-76	295	31,750.00
Sergio Garcia..... T36	69-72-68-72	281	52,000.00	James Kingston..... T78	73-72-71-80	296	31,500.00
J.B. Holmes..... T36	69-68-72-72	281	52,000.00	Craig Parry..... T79	70-75-75-77	297	31,250.00
Trevor Immelman..... T36	75-64-68-74	281	52,000.00	Mark Brown..... T80	80-75-76-70	301	31,000.00

2007 Bridgestone Invitational

Firestone Country Club (South Course), Akron, OH Purse: \$8,000,000 Par/Yards: 35-35-70/7,400 Aug. 2-5, 2007

LEADERS		First Round	Second Round	Third Round		
	Hunter Mahan	67 (-3)	Rory Sabbatini.....	134 (-6)	Rory Sabbatini.....	206 (-4)
	Rory Sabbatini.....	67 (-3)	Zach Johnson.....	136 (-4)	Tiger Woods	207 (-3)
	Paul Casey	67 (-3)	Kenny Perry.....	138 (-2)	Kenny Perry.....	209 (-1)
	Stuart Appleby	68 (-2)	Scott Verplank.....	138 (-2)		
	Mark Calcavecchia	68 (-2)	Tiger Woods	138 (-2)		
	Arron Oberholser	68 (-2)				
	Boo Weekley	68 (-2)				
	Lee Westwood.....	68 (-2)				
	Tiger Woods	68 (-2)				

CUT: There was no cut. 82 of the 85 professionals completed 72 holes.



WEATHER: Thursday: Sunny and warm throughout the day with a high of 93, with SW winds 5-10 mph. Friday: Sunny and warm with a high of 89 and SW winds 5-10 mph. Saturday: Partly cloudy with N-NW winds 5-10 mph and a high of 85. Sunday: Partly cloudy with showers throughout the day, SW winds 10-15 mph and a high of 80.

Winner: Tiger Woods 68-70-69-65 272 \$1,350,000.00

TIGER WOODS	1	68-70-69-65	272	\$1,350,000.00
Justin Rose	T2	69-72-71-68	280	635,000.00
Rory Sabbatini	T2	67-67-72-74	280	635,000.00
Chris DiMarco	T4	69-70-72-70	281	310,000.00
Peter Lonard	T4	70-70-73-68	281	310,000.00
Tim Clark	T6	71-70-72-69	282	202,000.00
Davis Love III	T6	74-65-74-69	282	202,000.00
Andres Romero	T6	71-71-69-71	282	202,000.00
Justin Leonard	T9	73-67-71-72	283	147,500.00
Scott Verplank	T9	70-68-73-72	283	147,500.00
Zach Johnson	T11	71-65-76-72	284	115,333.34
K.J. Choi	T11	71-73-69-71	284	115,333.33
Kenny Perry	T11	69-69-71-75	284	115,333.33
Mark Calcavecchia	T14	68-72-76-69	285	86,583.34
Rod Pampling	T14	71-73-74-67	285	86,583.34
Stuart Appleby	T14	68-74-69-74	285	86,583.33
Joe Durant	T14	74-67-71-73	285	86,583.33
Padraig Harrington	T14	72-69-72-72	285	86,583.33
Arron Oberholser	T14	68-74-72-71	285	86,583.33
Aaron Baddeley	T20	70-74-67-75	286	75,500.00
Sergio Garcia	T20	71-77-71-67	286	75,500.00
Stephen Ames	T22	71-73-71-72	287	66,250.00
Luke Donald	T22	75-75-67-70	287	66,250.00
Ernie Els	T22	70-77-72-68	287	66,250.00
Niclas Fasth	T22	75-73-70-69	287	66,250.00
Anders Hansen	T22	71-72-71-73	287	66,250.00
Charley Hoffman	T22	71-73-74-69	287	66,250.00
Hunter Mahan	T22	67-73-71-76	287	66,250.00
Lee Westwood	T22	68-71-79-69	287	66,250.00
Richard Green	T30	73-73-68-74	288	58,000.00
Carl Pettersson	T30	70-79-68-71	288	58,000.00
Ian Poulter	T30	71-73-74-70	288	58,000.00
John Rollins	T30	73-75-68-72	288	58,000.00
Boo Weekley	T30	68-78-70-72	288	58,000.00
Brett Wetterich	T30	74-75-70-69	288	58,000.00
Trevor Immelman	T36	73-76-69-71	289	53,500.00
Adam Scott	T36	75-76-70-68	289	53,500.00
Mark Wilson	T36	76-75-68-70	289	53,500.00
Charles Howell III	T39	72-76-70-72	290	51,000.00
Paul McGinley	T39	72-74-73-71	290	51,000.00
J.J. Henry	T41	73-69-74-75	291	48,000.00


Colin Montgomerie	T41	71-72-73-75	291	\$48,000.00
Henrik Stenson	T41	72-74-72-73	291	48,000.00
Steve Stricker	T41	70-73-76-72	291	48,000.00
John Senden	45	71-69-78-74	292	46,000.00
Michael Campbell	T46	71-74-72-76	293	44,500.00
Thongchai Jaidee	T46	73-76-73-71	293	44,500.00
Shingo Katayama	T46	71-73-75-74	293	44,500.00
Jerry Kelly	T46	73-71-74-75	293	44,500.00
Phil Mickelson	T46	74-72-74-73	293	44,500.00
Paul Casey	T51	67-73-76-78	294	42,000.00
Troy Matteson	T51	71-74-73-76	294	42,000.00
Geoff Ogilvy	T51	73-71-72-78	294	42,000.00
Jeev M. Singh	T51	72-74-72-76	294	42,000.00
Richard Sterne	T51	77-72-74-71	294	42,000.00
Woody Austin	T56	74-77-68-76	295	39,500.00
Stewart Cink	T56	79-67-76-73	295	39,500.00
Nick O'Hern	T56	72-72-75-76	295	39,500.00
Vijay Singh	T56	74-72-75-74	295	39,500.00
Yong-Eun Yang	T56	73-74-70-78	295	39,500.00
Retief Goosen	T61	74-73-72-77	296	36,750.00
David Howell	T61	74-77-75-70	296	36,750.00
Vaughn Taylor	T61	72-77-71-76	296	36,750.00
David Toms	T61	76-74-71-75	296	36,750.00
Nick Watney	T61	72-72-76-76	296	36,750.00
Liang Wen-chong	T61	75-74-72-75	296	36,750.00
Darren Clarke	T67	70-76-76-75	297	34,750.00
Mark Hensby	T67	73-71-79-74	297	34,750.00
Angel Cabrera	T69	73-76-74-75	298	33,500.00
Fred Funk	T69	75-74-74-75	298	33,500.00
Gregory Havret	T69	73-73-76-76	298	33,500.00
Robert Karlsson	T69	76-72-72-78	298	33,500.00
Graeme Storm	T69	75-72-76-75	298	33,500.00
Brian Bateman	T74	77-75-72-75	299	32,625.00
Paul Goydos	T74	69-76-73-81	299	32,625.00
Jose Manuel Lara	76	71-77-77-75	300	32,250.00
Chad Campbell	T77	73-73-77-79	302	31,750.00
Anton Haig	T77	77-75-71-79	302	31,750.00
Raphael Jacquelin	T77	71-77-73-81	302	31,750.00
Ben Curtis	80	74-79-77-73	303	31,250.00
Robert Allenby	81	76-74-82-80	312	31,000.00
Jose Maria Olazabal	82	77-80-78-79	314	30,750.00

2006 Bridgestone Invitational

Firestone Country Club (South Course), Akron, OH Purse: \$7,500,000 Par/Yards: 35-35-70/7,360 Aug. 24-27, 2006

LEADERS	First Round	Second Round	Third Round
	Adam Scott 63 (-7)	Tiger Woods 131 (-9)	Stewart Cink 201 (-9)
	Jason Gore 65 (-5)	Davis Love III 132 (-8)	Paul Casey 202 (-8)
	Lucas Glover 66 (-4)	Jim Furyk 134 (-6)	Davis Love III 202 (-8)
	Michael Campbell 67 (-3)	Adam Scott 134 (-6)	Tiger Woods 202 (-8)
	Luke Donald 67 (-3)	Ernie Els 135 (-5)	Jim Furyk 203 (-7)
	David Howell 67 (-3)	Lucas Glover 135 (-5)	
	Davis Love III 67 (-3)	Kevin Stadler 135 (-5)	
	David Toms 67 (-3)		
	Tiger Woods 67 (-3)		

CUT: There was no cut. 76 of the 78 professionals completed 72 holes.



WEATHER: Thursday: Rain in the morning with mostly cloudy skies. Sunny and warm in the afternoon with a high of 76. Friday: Partly cloudy with a high of 85. Winds S 5-10 mph. Saturday: Partly cloudy. High of 85 with winds SW 5-10 mph. Sunday: Due to a threatening weather situation, tee times were scheduled for 7:30-9:30 a.m. off Nos. 1 and 10. After heavy overnight rains, play was delayed 90 minutes. On and off showers most of the day with cloudy skies. High temperature was 77 with SW winds 8-12 mph.

Winner: Tiger Woods 67-64-71-68 270 \$1,300,000.00

TIGER WOODS	1	67-64-71-68	270	\$1,300,000.00					
Stewart Cink	2	70-67-64-69	270	750,000.00	Rory Sabbatini	T36	75-71-68-70	284	\$50,500.00
Jim Furyk	3	69-65-69-68	271	450,000.00	Charl Schwartzel	T36	72-69-70-73	284	50,500.00
Angel Cabrera	T4	70-68-70-65	273	246,250.00	Brett Wetterich	T36	72-73-71-68	284	50,500.00
Paul Casey	T4	69-69-64-71	273	246,250.00	Fred Funk	T42	72-70-72-71	285	46,166.67
Lucas Glover	T4	66-69-69-69	273	246,250.00	Tom Lehman	T42	72-69-73-71	285	46,166.67
Davis Love III	T4	67-65-70-71	273	246,250.00	Ben Curtis	T42	71-72-72-70	285	46,166.66
Luke Donald	T8	67-69-70-68	274	152,500.00	Rod Pampling	T45	75-71-71-69	286	44,500.00
David Toms	T8	67-74-65-68	274	152,500.00	Vijay Singh	T45	70-74-73-69	286	44,500.00
J.J. Henry	T10	70-68-68-69	275	120,000.00	Dean Wilson	T45	75-70-68-73	286	44,500.00
Arron Oberholser	T10	70-71-69-65	275	120,000.00	Retief Goosen	T48	71-73-74-69	287	43,250.00
Adam Scott	T10	63-71-71-70	275	120,000.00	Corey Pavin	T48	74-73-68-72	287	43,250.00
Trevor Immelman	T13	69-70-68-70	277	95,000.00	Olin Browne	T50	68-75-70-75	288	41,750.00
Ian Poulter	T13	71-71-67-68	277	95,000.00	Chad Campbell	T50	68-76-72-72	288	41,750.00
Kevin Stadler	T13	68-67-70-72	277	95,000.00	Stephen Dodd	T50	74-73-69-72	288	41,750.00
Ben Crane	16	73-67-70-68	278	85,000.00	J.B. Holmes	T50	71-72-68-77	288	41,750.00
Michael Campbell	17	67-71-70-71	279	82,000.00	Aaron Baddeley	T54	73-74-69-73	289	39,500.00
Stephen Ames	T18	69-70-71-70	280	77,000.00	Mark Hensby	T54	74-76-68-71	289	39,500.00
Thomas Bjorn	T18	72-67-67-74	280	77,000.00	Miguel A. Jimenez	T54	70-72-77-70	289	39,500.00
Robert Gamez	T18	70-67-72-71	280	77,000.00	Thomas Levet	T54	77-69-69-74	289	39,500.00
Vaughn Taylor	T18	71-67-71-71	280	77,000.00	Phil Mickelson	T54	74-74-68-73	289	39,500.00
Robert Allenby	T22	71-71-68-71	281	68,000.00	David Howell	T59	67-79-71-74	291	37,500.00
K.J. Choi	T22	75-70-67-69	281	68,000.00	Jeff Maggert	T59	75-70-75-71	291	37,500.00
Sergio Garcia	T22	69-73-68-71	281	68,000.00	Scott Verplank	T59	71-75-70-75	291	37,500.00
Jose Maria Olazabal	T22	68-70-74-69	281	68,000.00	Bart Bryant	T62	72-83-69-68	292	36,000.00
Mike Weir	T22	69-71-69-72	281	68,000.00	Johan Edfors	T62	75-76-71-70	292	36,000.00
Chris DiMarco	T27	68-72-71-71	282	60,500.00	Robert Karlsson	T62	75-70-73-74	292	36,000.00
Padraig Harrington	T27	73-71-70-68	282	60,500.00	Shiv Kapur	65	72-75-72-74	293	35,000.00
Kenny Perry	T27	73-70-66-73	282	60,500.00	John Bickerton	T66	74-75-70-75	294	34,250.00
Carl Pettersson	T27	70-72-68-72	282	60,500.00	Paul McGinley	T66	77-75-70-72	294	34,250.00
Ernie Els	T31	68-67-70-78	283	56,000.00	Mark Calcavecchia	T68	75-72-77-71	295	33,000.00
Brad Faxon	T31	69-69-75-70	283	56,000.00	Chris Couch	T68	72-74-72-77	295	33,000.00
Justin Leonard	T31	70-69-72-72	283	56,000.00	Tim Herron	T68	76-74-73-72	295	33,000.00
Nick O'Hern	T31	72-69-71-71	283	56,000.00	Stuart Appleby	T71	76-75-76-69	296	31,750.00
Henrik Stenson	T31	75-73-67-68	283	56,000.00	Peter Lonard	T71	74-73-77-72	296	31,750.00
Jason Gore	T36	65-76-73-70	284	50,500.00	Wes Short, Jr.	T71	76-71-73-76	296	31,750.00
Zach Johnson	T36	71-68-72-73	284	50,500.00	Tim Clark	74	68-75-80-77	300	31,250.00
Geoff Ogilvy	T36	69-76-70-69	284	50,500.00	Gonzalo Fernandez	75	74-76-81-70	301	31,000.00
					Tatsuhiko Takahashi	76	81-73-75-75	304	30,750.00

2005 NEC Invitational

Firestone Country Club (South Course), Akron, OH Purse: \$7,500,000 Par/Yards: 35-35-70/7,360 Aug. 18-21, 2005

LEADERS	First Round						
	Vijay Singh	66 (-4)					
	Henrik Stenson	66 (-4)					
	Tiger Woods	66 (-4)					
	Chris DiMarco	67 (-3)					
	Nick Dougherty	67 (-3)					
	Davis Love III	67 (-3)					
	Second Round						
	Kenny Perry	203 (-7)					
	Luke Donald	136 (-4)					
	Tiger Woods	136 (-4)					
	Thomas Bjorn	137 (-3)					
	Chris DiMarco	137 (-3)					
	Paul McGinley	137 (-3)					
	Vijay Singh	137 (-3)					
	Henrik Stenson	137 (-3)					
	Third Round						
	Kenny Perry	203 (-7)					
	Tiger Woods	203 (-7)					
	Paul McGinley	204 (-6)					
	Stuart Appleby	205 (-5)					
	Sergio Garcia	205 (-5)					

CUT: There was no cut. 74 of the 76 players completed 72 holes.



WEATHER: Thursday: Mostly cloudy with temperatures in the low 80s. Friday: A mix of sun and clouds with temperatures in the mid-80s. Saturday: Third-round tee times were moved up to 7:20 a.m. Last group teed off at 9:10 a.m. Cloudy with temperatures reaching the low 80s. Lightning and heavy rain in the area caused a three-hour and 16 minute weather delay at 12:44 p.m. Play suspended for the day at 6:05 p.m. Sunday: Third-round played resumed at 7:30 a.m. and ended at 8:15 a.m. Final round began at 9 a.m. with players in twosomes. Sunny with temperatures reaching 80.

Winner: Tiger Woods 66-70-67-71 274 \$1,300,000

TIGER WOODS	1	66-70-67-71	274	\$1,300,000.00					
Chris DiMarco	2	67-70-70-68	275	750,000.00	Stephen Ames	T36	74-71-68-73	286	\$52,000.00
Vijay Singh	T3	66-71-72-67	276	353,666.67	Woody Austin	T36	73-68-77-68	286	52,000.00
Paul McGinley	T3	71-66-67-72	276	353,666.66	Peter Lonard	T36	74-71-68-73	286	52,000.00
Ryan Palmer	T3	72-68-67-69	276	353,666.66	Adam Scott	T36	70-76-67-73	286	52,000.00
Luke Donald	T6	69-67-74-67	277	200,000.00	Mike Weir	T36	71-69-70-76	286	52,000.00
David Howell	T6	70-68-70-69	277	200,000.00	Angel Cabrera	T41	75-74-67-71	287	47,000.00
Kenny Perry	T6	70-69-64-74	277	200,000.00	Stewart Cink	T41	72-72-73-70	287	47,000.00
Zach Johnson	T9	70-70-69-69	278	135,000.00	Fred Funk	T41	74-71-69-73	287	47,000.00
Colin Montgomerie	T9	70-72-68-68	278	135,000.00	Tom Lehman	T41	73-71-75-68	287	47,000.00
Jose Maria Olazabal	T9	72-68-66-72	278	135,000.00	Geoff Ogilvy	T41	74-74-70-69	287	47,000.00
David Toms	T9	71-67-69-71	278	135,000.00	Brent Geiberger	T46	70-76-69-73	288	43,500.00
Stuart Appleby	T13	68-70-67-74	279	94,400.00	Thomas Levet	T46	72-71-72-73	288	43,500.00
Sergio Garcia	T13	68-70-67-74	279	94,400.00	Shigeki Maruyama	T46	75-70-71-72	288	43,500.00
Davis Love III	T13	67-73-69-70	279	94,400.00	Marc Cayeux	T49	71-75-71-72	289	42,250.00
Rod Pampling	T13	71-70-71-67	279	94,400.00	Steve Elkington	T49	72-76-75-66	289	42,250.00
Henrik Stenson	T13	66-71-72-70	279	94,400.00	K.J. Choi	T51	71-76-69-74	290	40,250.00
Thomas Bjorn	18	70-67-72-71	280	83,000.00	Tim Clark	T51	71-75-72-72	290	40,250.00
Paul Casey	T19	75-68-67-71	281	77,000.00	Nick Dougherty	T51	67-81-70-72	290	40,250.00
Kenneth Ferrie	T19	71-70-73-67	281	77,000.00	Phil Mickelson	T51	69-72-75-74	290	40,250.00
Jay Haas	T19	76-69-67-69	281	77,000.00	Sean O'Hair	T51	70-74-73-73	290	40,250.00
Trevor Immelman	T19	73-71-71-66	281	77,000.00	Scott Verplank	T51	73-73-67-77	290	40,250.00
Justin Leonard	T19	72-66-71-72	281	77,000.00	Miguel A. Jimenez	57	76-75-73-67	291	38,500.00
Jim Furyk	T24	72-73-68-69	282	69,000.00	Ben Crane	T58	74-75-71-73	293	36,500.00
Padraig Harrington	T24	75-68-69-70	282	69,000.00	Stephen Gallacher	T58	74-74-75-70	293	36,500.00
Lee Westwood	T24	73-72-63-74	282	69,000.00	Retief Goosen	T58	77-73-73-70	293	36,500.00
John Daly	27	71-69-69-74	283	65,000.00	Mark Hensby	T58	70-76-71-76	293	36,500.00
Bart Bryant	T28	74-73-67-70	284	60,200.00	Thongchai Jaidee	T58	73-76-72-72	293	36,500.00
Darren Clarke	T28	76-68-72-68	284	60,200.00	Craig Parry	T58	79-71-73-70	293	36,500.00
Fred Couples	T28	71-74-70-69	284	60,200.00	Chris Riley	T58	69-81-74-69	293	36,500.00
Nick O'Hern	T28	68-73-72-71	284	60,200.00	Kazuhiko Hosokawa	65	70-78-71-75	294	34,500.00
Rory Sabbatini	T28	73-69-67-75	284	60,200.00	Tim Petrovic	66	80-73-69-73	295	34,000.00
Chad Campbell	T33	72-72-69-72	285	56,000.00	Richard Green	67	76-78-69-73	296	33,500.00
Niclas Fasth	T33	72-72-70-71	285	56,000.00	Michael Campbell	68	72-74-78-74	298	33,000.00
Ian Poulter	T33	73-69-69-74	285	56,000.00	Stephen Dodd	69	74-78-77-73	302	32,500.00
					Jyoti Randhawa	70	79-77-75-73	304	32,000.00

2004 NEC Invitational

Firestone Country Club (South Course), Akron, OH Purse: \$7,000,000 Par/Yards: 35-35-70/7,360 Aug. 19-22, 2004

LEADERS	First Round	Second Round	Third Round
	Stewart Cink..... 63 (-7)	Stewart Cink..... 131 (-9)	Stewart Cink..... 199 (-11)
	Zach Johnson..... 65 (-5)	Rory Sabbatini..... 134 (-6)	Chris DiMarco..... 204 (-6)
	Barry Lane..... 67 (-3)	Tiger Woods..... 134 (-6)	David Toms..... 204 (-6)
	Bob Tway..... 67 (-3)	Rod Pampling..... 135 (-5)	Tiger Woods..... 204 (-6)
		David Toms..... 135 (-5)	Rod Pampling..... 205 (-5)
			Rory Sabbatini..... 205 (-5)
			Scott Verplank..... 205 (-5)

CUT: There was no cut. 75 of the 76 players completed 72 holes.

WEATHER: Due to heavy rainfall on Wednesday, players were allowed preferred lies all four rounds. The start of the first round was delayed from 9:35 a.m. to 2:45 p.m. due to heavy rain and lightning. The players played in threesomes off two tees instead of twosomes off No. 1. Warm and partly sunny, cloudy in late afternoon. Play was suspended at 5:05 p.m. Play resumed at 5:45 p.m. and was suspended due to darkness at 8:05 p.m. Sixteen players completed the first round, and 60 didn't. There was a 7:30 a.m. re-start on Friday. Second round beginning at 10:20 after players were re-paired in threesomes. Mostly cloudy on Friday, temperatures in the 60s. Mid-afternoon, heavy and steady rainfall. Play was suspended at 3:09 p.m. and suspended for the day at 4:34 p.m. 1.5 inches of rain fell on Friday. Saturday, partly cloudy and cooler in the morning. Mostly sunny in the afternoon, high of 71 degrees. Sunny and clear on Sunday, high of 77.



Winner: Stewart Cink 63-68-68-70 269 \$1,200,000.00

STEWART CINK..... 1	63-68-68-70	269	\$1,200,000.00	Joey Sindelar..... T32	70-70-71-72	283	\$51,000.00
Rory Sabbatini..... T2	68-66-71-68	273	552,500.00	Vijay Singh..... T32	73-73-67-70	283	51,000.00
Tiger Woods..... T2	68-66-70-69	273	552,500.00	Jay Haas..... T41	70-69-71-74	284	45,500.00
Angel Cabrera..... T4	69-70-67-68	274	282,500.00	Mike Weir..... T41	70-67-73-74	284	45,500.00
Davis Love III..... T4	68-68-72-66	274	282,500.00	John Daly..... T43	71-69-74-71	285	43,000.00
Bob Tway..... T6	67-73-67-68	275	178,333.34	Phil Mickelson..... T43	70-75-68-72	285	43,000.00
Chris DiMarco..... T6	68-69-67-71	275	178,333.33	Chris Riley..... T43	72-69-71-73	285	43,000.00
David Toms..... T6	69-66-69-71	275	178,333.33	Paul McGinley..... T46	73-72-69-72	286	40,750.00
Robert Allenby..... T9	71-67-69-69	276	116,000.00	Nick Price..... T46	69-73-72-72	286	40,750.00
Stuart Appleby..... T9	69-70-69-68	276	116,000.00	Tim Clark..... T48	71-70-72-74	287	39,750.00
Alex Cejka..... T9	72-67-71-66	276	116,000.00	Steve Flesch..... T48	75-70-71-71	287	39,750.00
Charles Howell III..... T9	71-67-68-70	276	116,000.00	Tommy Armour III..... T50	76-72-70-70	288	38,000.00
Lee Westwood..... T9	69-69-69-69	276	116,000.00	Ricardo Gonzalez..... T50	73-75-70-70	288	38,000.00
Darren Clarke..... T14	71-70-68-68	277	87,500.00	Justin Leonard..... T50	73-71-72-72	288	38,000.00
Rod Pampling..... T14	68-67-70-72	277	87,500.00	Shaun Micheel..... T50	71-72-73-72	288	38,000.00
Paul Casey..... T16	72-70-68-68	278	79,333.34	Phillip Price..... T50	72-70-74-72	288	38,000.00
Luke Donald..... T16	71-70-65-72	278	79,333.33	Barry Lane..... T55	67-77-73-72	289	36,000.00
Sergio Garcia..... T16	68-70-70-70	278	79,333.33	J.L. Lewis..... T55	73-71-73-72	289	36,000.00
Jerry Kelly..... T19	69-73-64-73	279	74,000.00	Adam Scott..... T55	71-67-75-76	289	36,000.00
Scott Verplank..... T19	69-69-67-74	279	74,000.00	K.J. Choi..... T58	71-73-69-77	290	34,500.00
Todd Hamilton..... T21	69-67-71-73	280	71,000.00	Carlos Franco..... T58	69-73-75-73	290	34,500.00
Stephen Ames..... T22	69-70-69-73	281	65,000.00	Colin Montgomerie..... T58	69-71-75-75	290	34,500.00
Jim Furyk..... T22	68-72-71-70	281	65,000.00	Scott Drummond..... T61	69-75-73-75	292	32,750.00
Zach Johnson..... T22	65-73-73-70	281	65,000.00	Niclas Fasth..... T61	75-68-70-79	292	32,750.00
Stephen Leaney..... T22	73-67-68-73	281	65,000.00	Fred Funk..... T61	69-75-71-77	292	32,750.00
Jesper Parnevik..... T22	69-72-70-70	281	65,000.00	Bernhard Langer..... T61	74-69-75-74	292	32,750.00
S.K. Ho..... T27	70-67-73-72	282	58,000.00	Ernie Els..... T65	72-77-72-72	293	30,750.00
Miguel A. Jimenez..... T27	71-70-72-69	282	58,000.00	Mark Hensby..... T65	71-70-78-74	293	30,750.00
Shigeki Maruyama..... T27	69-68-72-73	282	58,000.00	Jonathan Kaye..... T65	71-75-72-75	293	30,750.00
Kenny Perry..... T27	72-75-69-66	282	58,000.00	Craig Parry..... T65	79-69-71-74	293	30,750.00
Brett Rumford..... T27	71-73-69-69	282	58,000.00	Chad Campbell..... T69	74-74-71-75	294	29,250.00
Fred Couples..... T32	72-68-69-74	283	51,000.00	Kirk Triplett..... T69	73-67-79-75	294	29,250.00
Brad Faxon..... T32	72-72-69-70	283	51,000.00	Andrew McLardy..... T71	73-83-69-70	295	28,500.00
Trevor Immelman..... T32	73-69-72-69	283	51,000.00	Mark O'Meara..... T72	71-72-77-76	296	27,750.00
Fredrik Jacobson..... T32	69-72-68-74	283	51,000.00	Peter Senior..... T72	69-77-74-76	296	27,750.00
Thongchai Jaidee..... T32	71-71-76-65	283	51,000.00	Padraig Harrington..... T74	77-74-70-76	297	27,000.00
Thomas Levet..... T32	68-73-70-72	283	51,000.00	Pierre Fulke..... T75	73-77-78-76	304	26,500.00
Peter Lonard..... T32	71-69-76-67	283	51,000.00				

2003 NEC Invitational

Firestone Country Club (South Course), Akron, OH Purse: \$6,000,000 Par/Yards: 35-35-70/7,230 Aug. 21-24, 2003

LEADERS	First Round	Second Round	Third Round
	Ben Curtis 64 (-6)	Chris Riley 133 (-7)	Darren Clarke 201 (-9)
	Sergio Garcia 64 (-6)	David Toms 133 (-7)	Jonathan Kaye 202 (-8)
	Darren Clarke 65 (-5)	Fred Funk 134 (-6)	Chris Riley 203 (-7)
	Tiger Woods 65 (-5)	Vijay Singh 134 (-6)	Davis Love III 204 (-6)
	Davis Love III 66 (-4)	Darren Clarke 135 (-5)	Tiger Woods 204 (-6)
	Chris Riley 66 (-4)	Brad Faxon 135 (-5)	
	David Toms 66 (-4)		
	Scott Verplank 66 (-4)		



CUT: There was no cut. All 85 players completed 72 holes.

WEATHER: On Thursday, hazy and muggy with a high of 90 degrees. Mostly sunny in the afternoon. SW winds 10-20 mph. Party cloudy and breezy with cooler temperatures reaching 80 degrees. NW winds 12-18 mph. Sunny and pleasant with a high of 78 degrees. Lower humidity and NE winds 10-15. Mix of sun and clouds on Sunday, with temperatures reaching 78 degrees. SE winds 5-10 mph.

Winner: Darren Clarke 65-70-66-67 268 \$1,050,000.00

DARREN CLARKE 1	65-70-66-67	268	\$1,050,000.00				
Jonathan Kaye 2	68-69-65-70	272	550,000.00	Robert-Jan Derksen T42	73-70-70-72	285	\$33,750.00
Davis Love III 3	66-70-68-69	273	360,000.00	Nick Price T42	73-67-71-74	285	33,750.00
Chris Riley T4	66-67-70-71	274	235,000.00	Steve Allan T46	74-68-76-68	286	31,500.00
Tiger Woods T4	65-72-67-70	274	235,000.00	Stuart Appleby T46	70-75-68-73	286	31,500.00
Vijay Singh T6	69-65-72-69	275	163,333.34	Bob Estes T46	68-74-70-74	286	31,500.00
Robert Allenby T6	69-69-68-69	275	163,333.33	Scott Verplank T46	66-73-70-77	286	31,500.00
Jim Furyk T6	69-69-68-69	275	163,333.33	Lee Westwood T46	70-70-73-73	286	31,500.00
Brad Faxon T9	68-67-70-71	276	116,750.00	Scott Hoch T51	69-72-72-74	287	29,750.00
Trevor Immelman T9	70-68-70-68	276	116,750.00	Rory Sabbatini T51	73-72-70-72	287	29,750.00
Dan Forsman T11	69-68-70-70	277	91,666.67	Mark Calcavecchia T53	70-68-73-77	288	28,150.00
Bernhard Langer T11	71-73-65-68	277	91,666.67	Chad Campbell T53	73-71-72-72	288	28,150.00
Steve Flesch T11	71-67-67-72	277	91,666.66	K.J. Choi T53	73-71-71-73	288	28,150.00
Fred Funk T14	72-62-72-72	278	75,000.00	Jerry Kelly T53	68-71-76-73	288	28,150.00
Toshi Izawa T14	70-71-68-69	278	75,000.00	Kenny Perry T53	72-76-68-72	288	28,150.00
Peter Jacobsen T14	73-64-71-70	278	75,000.00	Niclas Fasth T58	67-76-74-72	289	27,000.00
Paul Casey T17	72-66-71-70	279	59,250.00	Paul McGinley T58	70-71-73-75	289	27,000.00
Ernie Els T17	67-70-71-71	279	59,250.00	Kaname Yokoo T58	73-71-70-75	289	27,000.00
Retief Goosen T17	67-69-69-74	279	59,250.00	Thomas Bjorn T61	72-72-75-71	290	26,250.00
Jay Haas T17	72-69-73-65	279	59,250.00	Stewart Cink T61	70-71-74-75	290	26,250.00
Fred Couples T21	67-71-71-71	280	52,500.00	Phil Golding T61	76-69-73-72	290	26,250.00
Charles Howell III T21	72-68-74-66	280	52,500.00	Tim Clark T64	73-69-73-76	291	25,500.00
Angel Cabrera T23	70-71-70-70	281	48,000.00	Craig Parry T64	69-75-71-76	291	25,500.00
Justin Leonard T23	75-69-69-68	281	48,000.00	Adam Scott T64	72-70-69-80	291	25,500.00
Peter Lonard T23	70-73-72-66	281	48,000.00	Rich Beem T67	69-69-78-76	292	24,625.00
Shaun Micheel T23	71-69-70-71	281	48,000.00	Pierre Fulke T67	72-72-75-73	292	24,625.00
Phil Mickelson T23	68-73-70-70	281	48,000.00	Phillip Price T67	68-75-75-74	292	24,625.00
Colin Montgomerie T23	68-70-70-73	281	48,000.00	John Rollins T67	75-72-71-74	292	24,625.00
Mike Weir T23	71-72-69-69	281	48,000.00	Jonathan Byrd T71	71-77-73-72	293	23,375.00
Ben Curtis T30	64-76-72-70	282	43,000.00	Michael Campbell T71	74-71-70-78	293	23,375.00
Sergio Garcia T30	64-76-69-73	282	43,000.00	Stephen Leaney T71	75-69-72-77	293	23,375.00
Len Mattiace T30	72-69-69-72	282	43,000.00	Kevin Na T71	71-80-69-73	293	23,375.00
Chris DiMarco T33	71-68-73-71	283	38,583.34	Jesper Parnevik T71	69-72-75-77	293	23,375.00
Justin Rose T33	72-73-69-69	283	38,583.34	Steen Tinning T71	71-74-76-72	293	23,375.00
Ian Poulter T33	73-68-67-75	283	38,583.33	Bob Burns T77	74-70-75-75	294	22,000.00
Eduardo Romero T33	70-74-68-71	283	38,583.33	Ignacio Garrido T77	74-74-72-74	294	22,000.00
Hal Sutton T33	68-69-68-78	283	38,583.33	Robert Karlsson T77	72-72-77-73	294	22,000.00
David Toms T33	66-67-76-74	283	38,583.33	Rocco Mediate T77	78-73-69-74	294	22,000.00
Paul Azinger T39	72-69-67-76	284	35,500.00	Hennie Otto T77	72-69-75-78	294	22,000.00
Padraig Harrington T39	73-71-70-70	284	35,500.00	Nick Faldo T82	74-67-79-75	295	21,125.00
Jeff Sluman T39	67-74-75-68	284	35,500.00	Jarrold Moseley T82	76-74-72-73	295	21,125.00
Alex Cejka T42	72-68-71-74	285	33,750.00	Fredrik Jacobson 84	75-71-77-73	296	20,750.00
Ben Crane T42	71-75-68-71	285	33,750.00	Gene Sauers 85	73-76-77-82	308	20,500.00

2002 NEC Invitational

Sahalee Country Club, Sammamish, WA Purse: \$5,500,000 Par/Yards: 35-36-71/6,949 August 22-25, 2002

LEADERS	First Round	Second Round	Third Round
	Retief Goosen..... 65 (-6)	Robert Allenby..... 132 (-10)	Robert Allenby..... 203 (-10)
	Toshi Izawa..... 65 (-6)	Steve Lowery..... 132 (-10)	Craig Parry..... 203 (-10)
	Darren Clarke..... 66 (-5)	Retief Goosen..... 133 (-9)	Fred Funk..... 204 (-9)
	Davis Love III..... 66 (-5)	Justin Rose..... 134 (-8)	Ernie Els..... 205 (-8)
	Phil Mickelson..... 66 (-5)	Phil Mickelson..... 135 (-7)	Jim Furyk..... 205 (-8)
	Steve Lowery..... 67 (-5)	Craig Parry..... 137 (-5)	Matt Gogel..... 205 (-8)
	Kenny Perry..... 67 (-5)		Steve Lowery..... 205 (-8)
	Justin Rose..... 67 (-5)		Tiger Woods..... 205 (-8)
	Craig Parry..... 72 (+1)		



CUT: There was no cut. 77 of the 78 players completed 72 holes.

WEATHER: The start of the tournament was delayed by 15 minutes on Thursday due to fog. Sunny in the afternoon, with temperatures in the 70s. Sunny, with temperatures in the low 60s to low 80s on Friday and Saturday. Overcast, with temperatures in the 60s on Sunday.

Winner: Craig Parry 72-65-66-65 268 \$1,000,000.00

CRAIG PARRY..... 1	72-65-66-65	268	\$1,000,000.00	Bernhard Langer..... T38	70-70-75-70	285	\$37,250.00
Robert Allenby..... T2	69-63-71-69	272	410,000.00	Tom Lehman..... T38	72-70-69-74	285	37,250.00
Fred Funk..... T2	68-68-68-68	272	410,000.00	Stuart Appleby..... T42	70-72-74-70	286	35,000.00
Tiger Woods..... 4	68-70-67-68	273	215,000.00	Carlos Franco..... T42	75-72-67-72	286	35,000.00
Justin Rose..... 5	67-67-72-68	274	187,500.00	Pierre Fulke..... T42	69-73-73-71	286	35,000.00
Rich Beem..... T6	74-67-67-67	275	150,000.00	Craig Perks..... T42	68-70-73-75	286	35,000.00
Jim Furyk..... T6	70-67-68-70	275	150,000.00	Hal Sutton..... T42	73-71-70-72	286	35,000.00
Steve Lowery..... 8	67-65-73-71	276	120,000.00	Stewart Cink..... T47	73-71-73-70	287	32,550.00
Matt Gogel..... T9	68-69-68-72	277	105,000.00	Joel Edwards..... T47	73-73-71-70	287	32,550.00
Phil Mickelson..... T9	66-69-71-71	277	105,000.00	Padraig Harrington..... T47	72-70-73-72	287	32,550.00
Michael Campbell..... T11	70-69-70-69	278	78,750.00	José Maria Olazábal..... T47	71-68-75-73	287	32,550.00
Retief Goosen..... T11	65-68-74-71	278	78,750.00	Eduardo Romero..... T47	71-71-67-78	287	32,550.00
Davis Love III..... T11	66-74-69-69	278	78,750.00	Notah Begay III..... T52	70-77-70-71	288	31,250.00
Vijay Singh..... T11	68-69-69-72	278	78,750.00	Soren Hansen..... T52	76-69-69-74	288	31,250.00
Thomas Björn..... T15	68-69-72-70	279	60,875.00	Graeme McDowell..... T52	72-69-73-74	288	31,250.00
Ernie Els..... T15	71-67-67-74	279	60,875.00	Scott Hoch..... T55	72-77-69-71	289	30,500.00
David Toms..... T15	69-68-71-71	279	60,875.00	Greg Norman..... T55	69-74-73-73	289	30,500.00
Lee Westwood..... T15	68-69-72-70	279	60,875.00	Chris Smith..... T55	75-73-73-68	289	30,500.00
Angel Cabrera..... T19	72-70-70-68	280	50,400.00	Niclas Fasth..... T58	73-68-79-70	290	29,500.00
K.J. Choi..... T19	73-67-73-67	280	50,400.00	Sergio Garcia..... T58	68-73-76-73	290	29,500.00
Darren Clarke..... T19	66-74-68-72	280	50,400.00	Anders Hansen..... T58	71-76-74-69	290	29,500.00
Bob Estes..... T19	71-71-69-69	280	50,400.00	Kevin Sutherland..... T58	74-71-71-74	290	29,500.00
Peter Lonard..... T19	70-71-72-67	280	50,400.00	Scott Verplank..... T58	71-75-76-68	290	29,500.00
Toshi Izawa..... T24	65-73-73-71	282	45,000.00	Brad Faxon..... T63	71-72-71-77	291	28,625.00
Rocco Mediate..... T24	68-69-73-72	282	45,000.00	Charlie Wi..... T63	73-73-73-72	291	28,625.00
Kenny Perry..... T24	67-70-73-72	282	45,000.00	Paul Lawrie..... T65	73-69-81-70	293	28,125.00
Mike Weir..... T24	69-70-71-72	282	45,000.00	Nobuhito Sato..... T65	74-76-73-70	293	28,125.00
John Cook..... T28	70-74-69-70	283	41,250.00	Paul McGinley..... 67	79-69-73-74	295	27,750.00
Chris DiMarco..... T28	68-70-74-71	283	41,250.00	Tobias Dier..... T68	76-75-72-73	296	27,250.00
David Duval..... T28	72-75-71-65	283	41,250.00	Steve Elkington..... T68	76-77-74-69	296	27,250.00
Ricardo Gonzalez..... T28	71-72-68-72	283	41,250.00	Nicholas Lawrence..... T68	76-72-78-70	296	27,250.00
Justin Leonard..... T28	70-74-69-70	283	41,250.00	Jesper Parnevik..... T71	76-74-73-74	297	26,625.00
Nick Price..... T28	74-66-72-71	283	41,250.00	Phillip Price..... T71	73-73-73-78	297	26,625.00
Loren Roberts..... T28	70-66-76-71	283	41,250.00	John Daly..... 73	73-78-74-73	298	26,250.00
Kirk Triplett..... T28	71-69-70-73	283	41,250.00	Mark Calcavecchia..... 74	74-81-75-69	299	26,000.00
Shigeiki Maruyama..... T36	69-72-69-74	284	38,750.00	Jose Coceres..... T75	69-71-76-84	300	25,625.00
Len Mattiace..... T36	69-72-72-71	284	38,750.00	Scott McCarron..... T75	74-74-77-75	300	25,625.00
Paul Azinger..... T38	68-72-73-72	285	37,250.00	Jerry Kelly..... 77	75-79-74-73	301	25,250.00
Matt Kuchar..... T38	71-68-71-75	285	37,250.00				

2001 NEC Invitational

Firestone Country Club (South Course), Akron, OH Purse: \$5,000,000 Par/Yds: 35-35-70/7,139 August 23-26, 2001

LEADERS		First Round	Jim Furyk	131 (-9)	Tiger Woods	199 (-11)
	Jim Furyk	65 (-5)	Phil Mickelson.....	133 (-7)	Paul Azinger.....	202 (-8)
	Greg Norman	65 (-5)	Tiger Woods	133 (-7)	Darren Clarke.....	202 (-8)
	Thomas Bjorn	66 (-4)	Stuart Appleby.....	134 (-6)		
	Darren Clarke	66 (-4)	Darren Clarke.....	134 (-6)		
	Colin Montgomerie.....	66 (-4)	Padraig Harrington	134 (-6)		
	Tiger Woods	66 (-4)	Third Round			
	Second Round		Jim Furyk	197 (-13)		

CUT: There was no cut. 37 of the 39 players completed 72 holes.



WEATHER: Mostly cloudy Thursday, with late morning/early afternoon light rain. Temperatures were in the 70s, with winds primarily out of the west at 5-12 mph. Mostly cloudy Friday morning, with some sun in the afternoon. Temperatures were in the 70s, and winds were out of the northeast at 5-12 mph. Partly cloudy and warm Saturday, with temperatures reaching 82 and winds out of the south at 5-15 mph. Tee times were moved up to 7:45 a.m. and play was off Nos. 1 and 10 in pairs Sunday in anticipation of inclement afternoon weather. Partly cloudy with temperatures in the 70s and winds out of the southwest at 5-20 mph.

Winner: Tiger Woods 66-67-66-69 268 \$1,000,000.00
(Won playoff with birdie-3 on seventh extra hole)

TIGER WOODS	1	66-67-66-69	268	\$1,000,000.00	Carlos Franco.....	20	68-71-68-73	280	\$73,000.00
Jim Furyk	2	65-66-66-71	268	500,000.00	Niclas Fasth	T21	74-67-68-72	281	66,000.00
Darren Clarke	3	66-68-68-69	271	375,000.00	Scott Hoch	T21	71-70-69-71	281	66,000.00
Colin Montgomerie	4	66-71-66-70	273	300,000.00	Robert Allenby.....	T23	68-67-75-72	282	58,000.00
Stuart Appleby.....	T5	70-64-70-70	274	201,666.67	Steve Elkington	T23	73-68-73-68	282	58,000.00
Davis Love III.....	T5	68-68-70-68	274	201,666.67	Mike Weir	25	69-70-71-73	283	53,000.00
Paul Azinger	T5	67-70-65-72	274	201,666.66	Paul McGinley	26	68-73-71-72	284	51,000.00
Ernie Els	T8	67-70-66-72	275	147,500.00	David Duval	27	69-69-72-75	285	49,000.00
Phil Mickelson	T8	67-66-70-72	275	147,500.00	Phillip Price	28	70-71-74-71	286	47,000.00
Retief Goosen	10	72-69-64-71	276	131,000.00	Nick Price	T29	71-70-71-76	288	44,000.00
Bernhard Langer	T11	69-67-68-73	277	118,500.00	Loren Roberts	T29	72-70-67-79	288	44,000.00
Hal Sutton	T11	69-71-67-70	277	118,500.00	Notah Begay III	T31	77-71-72-69	289	38,000.00
Stewart Cink.....	T13	69-67-70-72	278	100,500.00	Thomas Bjorn.....	T31	66-79-73-71	289	38,000.00
Ian Poulter.....	T13	67-72-69-70	278	100,500.00	Michael Campbell	T31	71-71-75-72	289	38,000.00
Vijay Singh	T13	68-68-69-73	278	100,500.00	Shigeiki Maruyama	T31	68-75-73-73	289	38,000.00
David Toms	T13	68-70-70-70	278	100,500.00	Greg Norman.....	35	65-71-74-80	290	33,000.00
Pierre Fulke	T17	73-71-65-70	279	83,000.00	Mark Calcavecchia.....	T36	72-69-72-79	292	30,000.00
Padraig Harrington.....	T17	68-66-73-72	279	83,000.00	Miguel Angel Jiménez	T36	70-72-74-76	292	30,000.00
Scott Verplank.....	T17	69-71-70-69	279	83,000.00					

2000 NEC Invitational

Firestone Country Club (South Course), Akron, OH Purse: \$5,000,000 Par/Yds: 35-35-70/7,139 August 24-27, 2000

LEADERS	First Round	Second Round	Third Round
	Tiger Woods 64 (-6)	Tiger Woods 125 (-15)	Tiger Woods 192 (-18)
	Jim Furyk 65 (-5)	Phil Mickelson 132 (-8)	Phil Mickelson 201 (-9)
	Darren Clarke 66 (-4)	Justin Leonard 133 (-7)	Phillip Price 201 (-9)
	Carlos Franco 66 (-4)	Jim Furyk 134 (-6)	Hal Sutton 201 (-9)
	Justin Leonard 66 (-4)		
	Phil Mickelson 66 (-4)		
	Phillip Price 66 (-4)		

CUT: There was no cut. 37 of the 40 players completed 72 holes.



WEATHER: Sunny and pleasant Thursday, with afternoon temperatures reaching the lower 80s. Light wind helped keep temperatures moderate. Ideal on Friday, with mostly sunny skies and highs in the low-to-mid 80s. Mostly cloudy Saturday, with temperatures reaching the low 80s. Play was halted at 2:16 p.m. Sunday due to dangerous weather and resumed again at 5:10 p.m. Play finished at 8:25 p.m.

Winner: Tiger Woods 64-61-67-67 259 \$1,000,000.00

TIGER WOODS	1	64-61-67-67	259	\$1,000,000.00					
Justin Leonard	T2	66-67-71-66	270	437,500.00	Nick Price	T20	70-69-74-67	280	\$68,333.34
Phillip Price	T2	66-69-66-69	270	437,500.00	Stuart Appleby.....	T20	67-70-70-73	280	68,333.33
Jim Furyk	T4	65-69-69-68	271	243,333.34	Lee Westwood	T20	66-69-73-72	280	68,333.33
Phil Mickelson.....	T4	66-66-69-70	271	243,333.33	Paul McGinley.....	23	71-72-71-67	281	60,000.00
Hal Sutton	T4	68-68-65-70	271	243,333.33	Retief Goosen	T24	69-74-73-67	283	52,333.34
Stewart Cink.....	7	72-69-68-63	272	170,000.00	Jeff Maggert	T24	72-69-73-69	283	52,333.33
Paul Azinger	T8	68-70-70-65	273	147,500.00	Mike Weir	T24	68-76-68-71	283	52,333.33
Colin Montgomerie	T8	71-69-66-67	273	147,500.00	Carlos Franco.....	T27	66-77-72-69	284	44,000.00
Thomas Björn.....	T10	69-69-70-66	274	125,000.00	Padraig Harrington.....	T27	76-65-71-72	284	44,000.00
José Maria Olazábal	T10	67-73-69-65	274	125,000.00	Mark O'Meara.....	T27	71-71-70-72	284	44,000.00
Robert Allenby	T12	69-69-70-67	275	110,500.00	Gary Orr	T27	70-68-72-74	284	44,000.00
Ernie Els	T12	67-71-69-68	275	110,500.00	Tom Lehman.....	T31	71-74-70-70	285	38,000.00
Loren Roberts	14	67-69-66-75	277	103,000.00	Greg Norman.....	T31	68-71-76-70	285	38,000.00
Michael Campbell	T15	71-69-70-68	278	95,500.00	Kirk Triplett.....	T33	75-67-72-72	286	34,750.00
Shigeaki Maruyama	T15	71-70-68-69	278	95,500.00	Ian Woosnam.....	T33	73-72-72-69	286	34,750.00
Notah Begay III	T17	74-66-69-70	279	83,000.00	Davis Love III.....	35	75-72-70-70	287	32,500.00
Darren Clarke	T17	66-71-71-71	279	83,000.00	Miguel Angel Jiménez	36	69-74-72-73	288	31,000.00
Andrew Coltart	T17	69-69-69-72	279	83,000.00	Steve Pate	37	75-73-69-75	292	29,500.00

1999 NEC Invitational

Firestone Country Club (South Course), Akron, OH Purse: \$5,000,000 Par/Yds: 35-35-70/7,139 August 26-29, 1999

LEADERS	First Round	Second Round	Third Round
	Tiger Woods 66 (-4)	Carlos Franco 135 (-5)	Tiger Woods 199 (-11)
	David Duval 67 (-3)	Paul Lawrie 135 (-5)	Fred Couples 204 (-6)
	Jim Furyk 67 (-3)	Phil Mickelson 136 (-4)	Nick Price 204 (-6)
	Sergio Garcia 67 (-3)	Nick Price 136 (-4)	Carlos Franco 205 (-5)
	Paul Lawrie 67 (-3)	Hal Sutton 136 (-4)	
	Tom Lehman 67 (-3)	Tiger Woods 137 (-3)	
	Nick Price 67 (-3)		



CUT: There was no cut. All 41 players completed 72 holes.

WEATHER: Overcast, with periodic rains Thursday and Friday. Thursday play was delayed at 2:05 p.m. due to lightning in the area. Play was suspended for the day at 5:20 p.m., with all 41 players still on the course. Partly cloudy and humid Saturday. Beautiful on Sunday.

Winner: Tiger Woods 66-71-62-71 270 \$1,000,000.00

TIGER WOODS	1	66-71-62-71	270	\$1,000,000.00
Phil Mickelson	2	69-67-70-65	271	510,000.00
Craig Parry	T3	71-66-69-69	275	327,500.00
Nick Price	T3	67-69-68-71	275	327,500.00
Ernie Els	5	71-69-67-69	276	234,000.00
Shigeki Maruyama	6	72-67-70-68	277	179,000.00
Carlos Franco	T7	68-67-70-73	278	154,000.00
Sergio Garcia	T7	67-70-69-72	278	154,000.00
Jeff Maggert	T7	71-67-69-71	278	154,000.00
Jim Furyk	T10	67-72-69-71	279	129,000.00
Davis Love III	T10	68-69-70-72	279	129,000.00
Mark Calcavecchia	T12	68-69-73-70	280	109,000.00
Padraig Harrington	T12	72-67-70-71	280	109,000.00
Steve Pate	T12	69-71-68-72	280	109,000.00
Fred Couples	T15	71-70-63-77	281	88,000.00
Tom Lehman	T15	67-72-67-75	281	88,000.00
Vijay Singh	T15	71-67-72-71	281	88,000.00
Payne Stewart	T15	70-67-69-75	281	88,000.00
Hal Sutton	T15	69-67-72-73	281	88,000.00
Justin Leonard	20	73-68-69-72	282	73,000.00
Paul Lawrie	T21	67-68-74-74	283	66,000.00

Greg Turner	T21	70-71-68-74	283	\$66,000.00
Stuart Appleby	T23	72-70-72-70	284	58,000.00
Scott Hoch	T23	68-73-71-72	284	58,000.00
Greg Norman	T25	70-75-66-74	285	50,000.00
Mark O'Meara	T25	73-70-71-71	285	50,000.00
Miguel Angel Jimenez	T27	72-70-70-74	286	41,333.34
David Duval	T27	67-72-71-76	286	41,333.33
Jesper Parnevik	T27	75-69-66-76	286	41,333.33
Lee Janzen	T30	71-70-72-74	287	37,000.00
Colin Montgomerie	T30	69-75-67-76	287	37,000.00
Jarmo Sandelin	T30	71-71-73-72	287	37,000.00
Andrew Coltart	T33	71-71-69-77	288	34,000.00
John Huston	T33	69-71-70-78	288	34,000.00
Lee Westwood	T33	74-72-70-72	288	34,000.00
Darren Clarke	T36	73-72-69-75	289	31,500.00
Jean Van De Velde	T36	75-71-68-75	289	31,500.00
Frank Nobilo	38	73-69-75-73	290	30,000.00
Steve Elkington	39	70-74-71-76	291	29,000.00
José Maria Olazábal	40	70-80-69-73	292	28,000.00
Naomichi Joe Ozaki	41	75-74-75-72	296	27,000.00

FedEx St. Jude Invitational Records

Low 72 Holes:

- 259 (21-under) **Tiger Woods**, 2000 (Firestone CC)
- 263 (17-under) **Adam Scott**, 2011 (Firestone CC)
- 264 (16-under) **Hideki Matsuyama**, 2017 (Firestone CC)
- 264 (16-under) **Brooks Koepka**, 2019 (TPC Southwind)

Low 18 Holes:

- 61 (9-under) **Tom Lewis**, third round, 2020 (TPC Southwind)
- Hideki Matsuyama**, final round, 2017 (Firestone CC)
- Sergio Garcia**, second round, 2014 (Firestone CC)
- Tiger Woods**, second round, 2013 (Firestone CC)
- Tiger Woods**, second round, 2000 (Firestone CC)
- 62 (8-under) **Phil Mickelson**, final round, 2014 (Firestone CC)
- Adam Scott**, first round, 2011 (Firestone CC)
- Katsumasa Miyamoto**, third round, 2010 (Firestone CC)
- Fred Funk**, second round, 2003 (Firestone CC)
- Tiger Woods**, third round, 1999 (Firestone CC)
- Jon Rahm**, first round, 2019 (TPC Southwind)
- Rory McIlroy**, third round, 2019 (TPC Southwind)

Low 9 Holes:

- 27 (8-under) **Sergio Garcia**, back nine, second round, 2014 (Firestone CC)
- 29 (7-under) **Robert Allenby**, back nine, second round, 2002 (Sahalee CC)
- 29 (6-under) **Kyle Stanley**, back nine, first round, 2018 (Firestone CC)
- Katsumasa Miyamoto**, back nine, third round, 2010 (Firestone CC)
- Vaughn Taylor**, front nine, second round, 2008 (Firestone CC)
- Adam Scott**, front nine, first round, 2006 (Firestone CC)
- Lee Westwood**, back nine, third round, 2005 (Firestone CC)
- Retief Goosen**, front nine, third round, 2001 (Firestone CC)

Low first 18 holes:

- 62 (8-under) **Brooks Koepka**, 2020 (TPC Southwind)
- Jon Rahm**, 2019 (TPC Southwind)
- Ian Poulter**, 2018 (Firestone CC)
- Adam Scott**, 2011 (Firestone CC)
- 63 (7-under) **Jason Day**, 2011 (Firestone CC)
- Adam Scott**, 2006 (Firestone CC)
- Stewart Cink**, 2004 (Firestone CC)

Low opening 36 holes:

- 125 (15-under) **Tiger Woods**, 64-61, 2000 (Firestone CC)
- 127 (13-under) **Tiger Woods**, 66-61, 2013 (Firestone CC)
- 129 (11-under) **Ian Poulter**, 62-67, 2018 (Firestone CC)
- Justin Thomas**, 65-64, 2018 (Firestone CC)
- Sergio Garcia**, 68-61, 2014 (Firestone CC)
- Jim Furyk**, 63-66, 2012 (Firestone CC)

Low opening 54 holes:

- 192 (18-under) **Tiger Woods**, 64-61-67, 2000 (Firestone CC)
- 195 (15-under) **Tiger Woods**, 66-61-68, 2013 (Firestone CC)
- 196 (14-under) **Justin Thomas**, 65-64-67, 2018 (Firestone CC)
- Sergio Garcia**, 68-61-67, 2014 (Firestone CC)

Low start by a winner:

- 62 (8-under) **Adam Scott**, 2011 (Firestone CC)
- 63 (7-under) **Stewart Cink**, 2004 (Firestone CC)

High start by a winner:

- 72 (1-over) **Craig Parry**, 2002 (Sahalee CC)
- 71 (1-over) **Hunter Mahan**, 2010 (Firestone CC)

Low finish by a winner:

- 61 (9-under) **Hideki Matsuyama**, 2017 (Firestone CC)
- 64 (6-under) **Keegan Bradley**, 2012 (Firestone CC)
- Hunter Mahan**, 2010 (Firestone CC)

High finish by a winner:

- 71 (1-over) **Tiger Woods**, 2005 (Firestone CC)
- Tiger Woods**, 1999 (Firestone CC)

FedEx St. Jude Invitational Records

Largest margin of victory:

11 strokes **Tiger Woods**, 2000 (Firestone CC)

Largest 18-hole lead:

3 strokes **William McGirt**, 2016 (Firestone CC)
Jon Rahm, 2019 (TPC Southwind)

Largest 36-hole lead:

7 strokes **Tiger Woods**, 2013 (Firestone CC)
Tiger Woods, 2000 (Firestone CC)

Largest 54-hole lead:

9 strokes **Tiger Woods**, 2000 (Firestone CC)

Holes-in-one (6):

Kevin Tway, No. 4, final round, 2019 (TPC Southwind)

Hudson Swafford, No. 15, second round, 2017
(Firestone CC)

Jim Furyk, No. 5, third round, 2011 (Firestone CC)

Jim Furyk, No. 15, second round, 2006 (Firestone CC)

Hal Sutton, No. 12, third round, 2000 (Firestone CC)

Retief Goosen, No. 7, final round, 2000 (Firestone CC)

Stewart Cink, No. 15, final round, 2000 (Firestone CC)

Wire-to-wire winner (2):

Stewart Cink, 2004 (Firestone CC)

Tiger Woods, 2000 (Firestone CC)

Playoffs (2):

Tiger Woods defeated **Stewart Cink** with birdie-3 on fourth extra hole, 2006 (Firestone CC)

Tiger Woods defeated **Jim Furyk** with birdie-3 on seventh extra hole, 2001 (Firestone CC)

Most World Golf Championships appearances: Mexico Championship, Dell Technologies Match Play, FedEx St. Jude Invitational, HSBC Champions (not counting this week):

Sergio Garcia 64

Phil Mickelson 60

Lee Westwood 60

Adam Scott 58

Paul Casey 53

Ian Poulter 52

Jim Furyk 51

Ernie Els 47

Justin Rose 46

Tiger Woods 45

Zach Johnson 43

Padraig Harrington 41

Oldest winner of a World Golf Championships event:

Phil Mickelson, 2018 Mexico Championship: 47 years, 8 months, 16 days

Youngest winner of World Golf Championships event:

Patrick Reed, 2014 Mexico Championship: 23 years, 7 months, 4 days

Breakdown of Round Leaders

Year	1st-round leader	2nd-round leader	3rd-round leader	Champion (by rounds)
1999	Tiger Woods (66)	Paul Lawrie (135) Carlos Franco (135)	Tiger Woods (199)	Tiger Woods (1, T6, 1)
2000	Tiger Woods (64)	Tiger Woods (125)	Tiger Woods (192)	Tiger Woods (1, 1, 1)
2001	Jim Furyk (65) Greg Norman (65)	Jim Furyk (131)	Jim Furyk (197)	Tiger Woods (T3, T2, 2)
2002	Toshi Izawa (65) Retief Goosen (65)	Robert Allenby (132) Steve Lowery (132)	Robert Allenby (203) Craig Parry (203)	Craig Parry (T48, T8, T1)
2003	Ben Curtis (64) Sergio Garcia (64)	Chris Riley (133) David Toms (133)	Darren Clarke (201)	Darren Clarke (T3, T5, 1)
2004	Stewart Cink (63)	Stewart Cink (131)	Stewart Cink (199)	Stewart Cink (1, 1, 1)
2005	Tiger Woods (66) Vijay Singh (66) Henrik Stenson (66)	Tiger Woods (136) Luke Donald (136)	Tiger Woods (203) Kenny Perry (203)	Tiger Woods (T1, T1, T1)
2006	Adam Scott (63)	Tiger Woods (131)	Stewart Cink (201)	Tiger Woods (T4, 1, T2)
2007	Hunter Mahan (67) Rory Sabbatini (67)	Rory Sabbatini (134)	Rory Sabbatini (206)	Tiger Woods (T4, T3, T2)
2008	Retief Goosen (66)	Vijay Singh (133)	Phil Mickelson (202) Vijay Singh (202) Lee Westwood (202)	Vijay Singh (T2, 1, T1)
2009	Padraig Harrington (64)	Padraig Harrington (133)	Padraig Harrington (200)	Tiger Woods (T8, T13, 2)
2010	Bubba Watson (64)	Retief Goosen (133)	Ryan Palmer (201)	Hunter Mahan (T37, T17, T7)
2011	Adam Scott (62)	Adam Scott (132) Keegan Bradley (132) Rickie Fowler (132) Ryan Moore (132)	Adam Scott (198)	Adam Scott (1, T1, 1)
2012	Jim Furyk (63)	Jim Furyk (129)	Jim Furyk (199)	Keegan Bradley (T9, T8, 3)
2013	Webb Simpson (64)	Tiger Woods (127)	Tiger Woods (195)	Tiger Woods (T3, 1, 1)
2014	Marc Leishman (64)	Sergio Garcia (129)	Sergio Garcia (196)	Rory McIlroy (T14, T3, 2)
2015	Danny Lee (65)	Jim Furyk (132)	Jim Furyk (196) Justin Rose (196)	Shane Lowry (T22, T2, 3)
2016	William McGirt (64)	Jason Day (136)	Jason Day (205) Scott Piercy (205)	Dustin Johnson (T9, T22, T5)
2017	Thomas Pieters (65)	Jimmy Walker (133)	Zach Johnson (201) Thomas Pieters (201)	Hideki Matsuyama (T15, T3, 4)
2018	Ian Poulter (62)	Tommy Fleetwood (129) Ian Poulter (129) Justin Thomas (129)	Justin Thomas (196)	Justin Thomas (T7, T1, 1)
2019	Jon Rahm (62)	Matthew Fitzpatrick (131)	Rory McIlroy (198)	Brooks Koepka (T18, T7, 2)
2020	Brooks Koepka (62)	Brendon Todd (129)	Brendon Todd (198)	Justin Thomas (T5, T12, 5)

Top-10 Finishes at FedEx St. Jude Invitational

12 Tiger Woods 1999 (1), 2000 (1), 2001 (1), 2002 (4), 2003 (T4), 2004 (T2), 2005 (1), 2006 (1), 2007 (1), 2009 (1), 2012 (T8), 2013 (1)

10 Jim Furyk 1999 (T10), 2000 (T4), 2001 (2), 2002 (T6), 2003 (T6), 2006 (3), 2010 (T6), 2012 (T2), 2013 (T9), 2015 (T3)

7 Rory McIlroy 2010 (T9), 2011 (T6), 2012 (T5), 2014 (1), 2017 (T5), 2018 (T6), 2019 (T4)

6 Davis Love III 1999 (T10), 2001 (T5), 2003 (3), 2004 (T4), 2006 (T4), 2007 (T6)

Phil Mickelson 1999 (2), 2000 (T4), 2001 (T8), 2002 (T9), 2008 (T4), 2020 (T2)

5 Rickie Fowler 2011 (T2), 2014 (T8), 2015 (T10), 2016 (T10), 2017 (9)

Zach Johnson 2005 (T9), 2011 (T6), 2013 (T4), 2016 (T10), 2017 (2)

Justin Rose 2002 (5), 2007 (T2), 2012 (T5), 2014 (T4), 2015 (T3)

Adam Scott 2006 (T10), 2010 (T9), 2011 (1), 2014 (T8), 2016 (T10)

David Toms 2004 (T6), 2005 (T9), 2006 (T8), 2011 (T9), 2012 (T8)

4 Robert Allenby 2002 (T2), 2003 (T6), 2004 (T9), 2009 (T2)

Stewart Cink 2000 (7), 2004 (1), 2006 (2), 2009 (T6)

Jason Day 2011 (T4), 2016 (T3), 2018 (T10), 2020 (T6)

Luke Donald 2005 (T6), 2006 (T8), 2011 (T2), 2012 (T8)

Brooks Koepka 2015 (T6), 2018 (4), 2019 (1), 2020 (T2)

Lee Westwood 2004 (T9), 2008 (T2), 2009 (9), 2011 (T9)

3 Stuart Appleby 2001 (T5), 2004 (T9), 2008 (T2)

Keegan Bradley 2012 (1), 2013 (T2), 2014 (T4)

Angel Cabrera 2004 (T4), 2006 (T4), 2009 (T4)

Paul Casey 2006 (T4), 2008 (T8), 2017 (T5)

Darren Clarke 2001 (3), 2003 (1), 2008 (T6)

Chris DiMarco 2004 (T6), 2005 (2), 2007 (T4)

Retief Goosen 2001 (10), 2008 (T4), 2010 (T3)

Miguel A. Jimenez 2008 (T10), 2009 (T6), 2013 (T4)

Matt Kuchar 2010 (T9), 2012 (T8), 2016 (T3)

Colin Montgomerie 2000 (T8), 2001 (4), 2005 (T9)

Louis Oosthuizen 2010 (T9), 2012 (4), 2020 (T6)

Vijay Singh 2003 (T6), 2005 (T3), 2008 (1)

Steve Stricker 2009 (T6), 2010 (T9), 2012 (T2)

2 Paul Azinger 2000 (T8), 2001 (T5)

Jason Dufner 2012 (7), 2013 (T4)

Ernie Els 1999 (5), 2001 (T8)

Matt Fitzpatrick 2019 (T4), 2020 (T6)

Sergio Garcia 1999 (T7), 2014 (2)

Padraig Harrington 2009 (T2), 2010 (T9)

Dustin Johnson 2016 (1), 2018 (T3)

Marc Leishman 2014 (3), 2019 (3)

Justin Leonard 2000 (T2), 2007 (T9)

David Lingmerth 2015 (T6), 2016 (T7)

Peter Lonard 2007 (T4), 2008 (T6)

Shane Lowry 2015 (1), 2020 (T6)

Hunter Mahan 2008 (T10), 2009 (T4)

Jose Maria Olazabal 2000 (T10), 2005 (T9)

Thorbjørn Olesen 2017 (T10), 2018 (T3)

Ryan Palmer 2005 (T3), 2010 (2)

Craig Parry 1999 (T3), 2002 (1)

Ian Poulter 2018 (T10), 2019 (8)

Rory Sabbatini 2004 (T2), 2007 (T2)

Charl Schwartzel 2014 (T4), 2016 (T7)

Jordan Spieth 2015 (T10), 2016 (T3)

Henrik Stenson 2013 (T2), 2015 (T6)

Justin Thomas 2018 (1), 2020 (1)

Bo Van Pelt 2010 (T3), 2012 (T8)

Bubba Watson 2015 (T2), 2019 (T9)

1 Aaron Baddeley 2012 (T8)

Rich Beem 2002 (T6)

Daniel Berger 2020 (T2)

Thomas Bjorn 2000 (T10)

Patrick Cantlay 2018 (T6)

Top-10 Finishes at FedEx St. Jude Invitational

K.J. Choi	2012 (T8)
Alex Cejka	2004 (T9)
Kevin Chappell	2016 (T3)
Tim Clark	2007 (T6)
Luke Donald	2013 (T9)
Brad Faxon	2003 (T9)
Tony Finau	2018 (T10)
Tommy Fleetwood	2019 (T4)
Carlos Franco	1999 (T7)
Fred Funk	2002 (T2)
Lucas Glover	2006 (T4)
Matt Gogel	2002 (T9)
Branden Grace	2016 (T10)
Bill Haas	2013 (T7)
Adam Hadwin	2017 (T5)
Peter Hanson	2010 (8)
Scott Hend	2017 (T10)
J.J. Henry	2006 (T10)
Charley Hoffman	2017 (3)
Billy Horschel	2019 (T9)
Charles Howell III	2004 (T9)
David Howell	2005 (T6)
Trevor Immelman	2003 (T9)
Ryo Ishikawa	2011 (T4)
Jonathan Kaye	2003 (2)
Martin Kaymer	2013 (T9)
K.T. Kim	2011 (T6)
Si Woo Kim	2018 (T10)
Russell Knox	2017 (T5)
Anirban Lahiri	2018 (T6)
Danny Lee	2015 (T6)
Tom Lewis	2020 (T2)
Steve Lowery	2002 (8)
Jeff Maggert	1999 (T7)
Graeme McDowell	2014 (T8)
Hideki Matsuyama	2017 (1)
Shigeki Maruyama	1999 (6)
Paul McGinley	2005 (T3)
William McGirt	2016 (T7)
Ryan Moore	2014 (T8)

Arron Oberholser	2006 (T10)
Sean O'Hair	2010 (5)
Jeff Overton	2010 (T6)
Kenny Perry	2005 (T6)
Scott Piercy	2016 (2)
Thomas Pieters	2017 (4)
Nick Price	1999 (T3)
Phillip Price	2000 (T2)
Chez Reavie	2020 (T6)
Patrick Reed	2014 (T4)
Jon Rahm	2019 (7)
Chris Riley	2003 (T4)
Andres Romero	2007 (T6)
Xander Schauffele	2020 (T6)
Webb Simpson	2019 (2)
Lee Slattery	2012 (T8)
Kyle Stanley	2018 (2)
Richard Sterne	2013 (T9)
Robert Streb	2015 (5)
Hal Sutton	2000 (T2)
Hudson Swaffod	2017 (T10)
D.J. Trahan	2008 (T8)
Bob Tway	2004 (T6)
Scott Verplank	2007 (T9)
Mike Weir	2009 (T10)
Aaron Wise	2018 (T6)
Chris Wood	2013 (T7)

Top-50 FedEx St. Jude Invitational Money Leaders

Name	Events	Earnings	Name	Events	Earnings	Name	Events	Earnings
1 Tiger Woods	16	11,150,375.00	18 Shane Lowry	5	2,000,833.33	35 Craig Parry	6	1,451,500.00
2 Justin Thomas	5	3,813,187.50	19 Bubba Watson	11	1,894,700.00	36 Retief Goosen	12	1,370,583.34
3 Jim Furyk	18	3,709,916.67	20 Robert Allenby	11	1,784,383.33	37 Ryan Palmer	4	1,367,441.66
4 Rory McIlroy	10	3,200,791.66	21 Rickie Fowler	10	1,763,066.66	38 Steve Stricker	8	1,358,016.67
5 Brooks Koepka	6	3,111,500.00	22 Lee Westwood	18	1,731,458.33	39 Ian Poulter	16	1,331,833.33
6 Phil Mickelson	22	2,940,305.94	23 Davis Love III	11	1,710,066.67	40 Ángel Cabrera	11	1,289,150.00
7 Dustin Johnson	11	2,923,561.90	24 Henrik Stenson	13	1,688,136.11	41 Louis Oosthuizen	10	1,265,166.67
8 Stewart Cink	12	2,761,066.66	25 Jason Day	11	1,681,833.34	42 Kyle Stanley	3	1,225,000.00
9 Adam Scott	17	2,697,999.99	26 Webb Simpson	6	1,595,750.01	43 Ernie Els	15	1,203,825.00
10 Keegan Bradley	7	2,678,000.00	27 Luke Donald	10	1,591,797.61	44 Scott Piercy	3	1,145,750.00
11 Zach Johnson	15	2,665,250.01	28 Marc Leishman	8	1,530,750.00	45 Justin Leonard	11	1,116,250.00
12 Justin Rose	14	2,573,916.68	29 Paul Casey	16	1,520,658.34	46 David Toms	11	1,102,470.23
13 Vijay Singh	11	2,380,250.01	30 Padraig Harrington	14	1,495,091.67	47 Miguel Angel Jiménez	12	1,074,833.34
14 Hideki Matsuyama	8	2,228,116.67	31 Chris DiMarco	7	1,489,666.67	48 Charl Schwartzel	10	1,065,250.00
15 Hunter Mahan	8	2,175,750.00	32 Rory Sabbatini	8	1,488,750.00	49 Jordan Spieth	7	1,043,375.00
16 Sergio Garcia	19	2,143,023.01	33 Stuart Appleby	13	1,482,983.33	50 Charley Hoffman	6	898,125.00
17 Darren Clarke	12	2,106,028.57	34 Matt Kuchar	12	1,470,200.00			

Top-50 FedEx St. Jude Invitational Career Stroke Averages

Name	Average	Rounds	Name	Average	Rounds	Name	Average	Rounds
1 Brooks Koepka	67.85	20	18 Matt Fitzpatrick	69.25	16	35 Davis Love III	69.66	41
2 Tiger Woods	68.44	63	19 Thorbjørn Olesen	69.31	16	36 Justin Rose	69.68	56
3 Justin Thomas	68.50	20	T20 Chez Reavie	69.33	12	37 Luke Donald	69.73	40
4 Patrick Cantlay	68.58	12	T20 K.T. Kim	69.33	12	T38 Xander Schauffele	69.75	16
5 Rory McIlroy	68.68	40	22 Bubba Watson	69.36	44	T38 Paul Azinger	69.75	16
6 Tommy Fleetwood	68.69	16	23 Steve Lowery	69.38	8	T38 Ryan Moore	69.75	24
7 Webb Simpson	68.88	24	24 Matt Kuchar	69.40	48	T38 Steve Stricker	69.75	32
8 Jon Rahm	69.06	16	25 Cameron Smith	69.42	12	42 Louis Oosthuizen	69.78	40
T9 Daniel Berger	69.08	12	26 Jason Day	69.43	42	43 Lucas Glover	69.80	20
T9 Kyle Stanley	69.08	12	27 Dustin Johnson	69.43	44	44 Martin Laird	69.81	16
T11 Kevin Stadler	69.13	8	T28 Matthew Wolff	69.50	8	T45 Patrick Reed	69.82	28
T11 Corey Connors	69.13	8	T28 Kevin Chappell	69.50	12	T45 Chris DiMarco	69.82	28
T11 David Lingmerth	69.13	8	T28 Tony Finau	69.50	12	47 Ryo Ishikawa	69.83	12
T11 Bo Van Pelt	69.13	16	31 Zach Johnson	69.55	60	48 David Toms	69.84	44
T11 Jim Furyk	69.13	72	T32 Ryan Palmer	69.56	16	T49 Si Woo Kim	69.88	8
16 Keegan Bradley	69.14	28	T32 Hideki Matsuyama	69.56	32	T49 Kevin Kisner	69.88	24
17 Rickie Fowler	69.18	40	34 Jordan Spieth	69.61	28			

*minimum 8 rounds

FedEx St. Jude Invitational Individual Player Records

Ahlers, Jaco (75.75)

Year	1st	2nd	3rd	4th	Total	Finish	Money
2018	68	79	77	79	303	T71	46,500.00
TOTAL							\$46,500.00

Allan, Steve (71.50)

Year	1st	2nd	3rd	4th	Total	Finish	Money
2003	74	68	76	68	286	T46	31,500.00
TOTAL							\$31,500.00

Allenby, Robert (70.43)

Year	1st	2nd	3rd	4th	Total	Finish	Money
2000	69	69	70	67	275	T12	110,500.00
2001	68	67	75	72	282	T23	58,000.00
2002	69	63	71	69	272	T2	410,000.00
2003	69	69	68	69	275	T6	163,333.33
2004	71	67	69	69	276	T9	116,000.00
2006	71	71	68	71	281	T22	68,000.00
2007	76	74	82	80	312	T81	31,000.00
2008	71	70	70	68	279	T20	71,000.00
2009	68	69	69	66	272	T2	665,000.00
2011	70	73	70	70	283	T48	49,300.00
2012	73	79	72	68	292	T69	42,250.00
TOTAL							\$1,784,383.33

Ames, Stephen (70.85)

Year	1st	2nd	3rd	4th	Total	Finish	Money
2004	69	70	69	73	281	T22	65,000.00
2005	74	71	68	73	286	T36	52,000.00
2006	69	70	71	70	280	T18	77,000.00
2007	71	73	71	72	287	T22	66,250.00
2008	69	71	71	72	283	T48	44,250.00
TOTAL							\$304,500.00

An, Byeong Hun (71.06)

Year	1st	2nd	3rd	4th	Total	Finish	Money
2015	77	68	70	74	289	T57	45,750.00
2016	76	71	71	74	292	T49	60,500.00
2018	68	72	75	69	284	T57	52,750.00
2020	68	65	66	73	272	T12	166,666.66
TOTAL							\$325,666.66

Ancer, Abraham (68.25)

Year	1st	2nd	3rd	4th	Total	Finish	Money
2020	67	75	65	66	273	T15	131,400.00
TOTAL							\$131,400.00

Aphibarnrat, Kiradech (71.67)

Year	1st	2nd	3rd	4th	Total	Finish	Money
2013	69	68	73	75	285	T40	61,500.00
2016	70	76	77	72	295	T53	57,000.00
2018	70	70	69	71	280	T31	74,750.00
TOTAL							\$193,250.00

Appleby, Stuart (70.94)

Year	1st	2nd	3rd	4th	Total	Finish	Money
1999	72	70	72	70	284	T23	58,000.00
2000	67	70	70	73	280	T20	68,333.33
2001	70	64	70	70	274	T5	201,666.67
2002	70	72	74	70	286	T42	35,000.00
2003	70	75	68	73	286	T46	31,500.00
2004	69	70	69	68	276	T9	116,000.00
2005	68	70	67	74	279	T13	94,400.00
2006	76	75	76	69	296	T71	31,750.00
2007	68	74	69	74	285	T14	86,583.33
2008	70	66	67	68	271	T2	635,000.00
2009	74	68	69	75	286	T51	46,500.00
2010	74	72	70	71	287	T63	42,250.00
2011	73	76	78	72	299	T76	36,000.00
TOTAL							\$1,482,983.33

Armour III, Tommy (72.00)

Year	1st	2nd	3rd	4th	Total	Finish	Money
2004	76	72	70	70	288	T50	38,000.00
TOTAL							\$38,000.00

Atwal, Arjun (72.00)

Year	1st	2nd	3rd	4th	Total	Finish	Money
2011	68	73	71	76	288	T63	42,250.00
TOTAL							\$42,250.00

Austin, Woody (71.44)

Year	1st	2nd	3rd	4th	Total	Finish	Money
2005	73	68	77	68	286	T36	52,000.00
2007	74	77	68	76	295	T56	39,500.00
2008	71	70	72	71	284	T52	42,250.00
2009	69	68	69	72	278	T15	91,125.00
TOTAL							\$224,875.00

Azinger, Paul (69.75)

Year	1st	2nd	3rd	4th	Total	Finish	Money
2000	68	70	70	65	273	T8	147,500.00
2001	67	70	65	72	274	T5	201,666.66
2002	68	72	73	72	285	T38	37,250.00
2003	72	69	67	76	284	T39	35,500.00
TOTAL							\$421,916.66

Baddeley, Aaron (70.25)

Year	1st	2nd	3rd	4th	Total	Finish	Money
2006	73	74	69	73	289	T54	39,500.00
2007	70	74	67	75	286	T20	75,500.00
2008	79	69	66	68	282	T43	46,600.00
2011	68	70	69	65	272	T11	117,333.34
2012	73	66	71	66	276	T8	128,750.00
TOTAL							\$407,683.34

Bae, Sangmoon (72.42)

Year	1st	2nd	3rd	4th	Total	Finish	Money
2012	72	66	76	76	290	T66	43,000.00
2013	73	73	70	72	288	T53	48,875.00
2015	71	75	73	72	291	T63	43,875.00
TOTAL							\$135,750.00

Bateman, Brian (74.75)

Year	1st	2nd	3rd	4th	Total	Finish	Money
2007	77	75	72	75	299	T74	32,625.00
TOTAL							\$32,625.00

Beckman, Cameron (72.25)

Year	1st	2nd	3rd	4th	Total	Finish	Money
2009	71	71	72	75	289	T64	40,750.00
TOTAL							\$40,750.00

Beem, Rich (70.88)

Year	1st	2nd	3rd	4th	Total	Finish	Money
2002	74	67	67	67	275	T6	150,000.00
2003	69	69	78	76	292	T67	24,625.00
TOTAL							\$174,625.00

Begay III, Notah (71.33)

Year	1st	2nd	3rd	4th	Total	Finish	Money
2000	74	66	69	70	279	T17	83,000.00
2001	77	71	72	69	289	T31	38,000.00
2002	70	77	70	71	288	T52	31,250.00
TOTAL							\$152,250.00

Bekker, Oliver (75.50)

Year	1st	2nd	3rd	4th	Total	Finish	Money
2012	77	72	76	77	302	T75	40,750.00
TOTAL							\$40,750.00

Berger, Daniel (69.08)

Year	1st	2nd	3rd	4th	Total	Finish	Money
2017	71	68	68	70	277	T17	95,500.00
2018	67	71	71	73	282	T48	59,250.00
2020	71	67	67	65	270	T2	695,000.00
TOTAL							\$849,750.00

Bezuidenhout, Christiaan (68.50)

Year	1st	2nd	3rd	4th	Total	Finish	Money
2020	71	69	64	70	274	T20	106,200.00
TOTAL							\$106,200.00

Bickerton, John (73.50)

Year	1st	2nd	3rd	4th	Total	Finish	Money
2006	74	75	70	75	294	T66	34,250.00
TOTAL							\$34,250.00

FedEx St. Jude Invitational Individual Player Records

Bjerregaard, Lucas (71.00)

Year	1st	2nd	3rd	4th	Total	Finish	Money
2019	69	74	72	69	284	T51	63,000.00
TOTAL							\$63,000.00

Björk, Alexander (70.50)

Year	1st	2nd	3rd	4th	Total	Finish	Money
2018	69	71	71	71	282	T48	59,250.00
TOTAL							\$59,250.00

Bjørn, Thomas (70.88)

Year	1st	2nd	3rd	4th	Total	Finish	Money
2000	69	69	70	66	274	T10	125,000.00
2001	66	79	73	71	289	T31	38,000.00
2002	68	69	72	70	279	T15	60,875.00
2003	72	72	75	71	290	T61	26,250.00
2005	70	67	72	71	280	18	83,000.00
2006	72	67	67	74	280	T18	77,000.00
2011	66	72	75	79	292	T68	39,250.00
2012	71	70	74	68	283	T40	59,000.00
2014	69	68	69	69	275	T15	97,500.00
2015	70	75	73	75	293	69	42,750.00
TOTAL							\$648,625.00

Blixt, Jonas (72.38)

Year	1st	2nd	3rd	4th	Total	Finish	Money
2013	70	75	73	72	290	T59	45,750.00
2014	75	72	69	73	289	T58	46,500.00
TOTAL							\$92,250.00

Bohn, Jason (72.25)

Year	1st	2nd	3rd	4th	Total	Finish	Money
2010	71	68	73	77	289	T65	40,750.00
TOTAL							\$40,750.00

Bourdy, Grégory (72.50)

Year	1st	2nd	3rd	4th	Total	Finish	Money
2010	68	72	74	76	290	T69	39,250.00
TOTAL							\$39,250.00

Bowditch, Steven (72.25)

Year	1st	2nd	3rd	4th	Total	Finish	Money
2014	69	71	73	69	282	44	59,000.00
2015	73	69	63	72	277	T12	126,000.00
2016	82	72	80	74	308	58	52,000.00
TOTAL							\$237,000.00

Bradley, Keegan (69.14)

Year	1st	2nd	3rd	4th	Total	Finish	Money
2011	67	65	68	74	274	T15	95,500.00
2012	67	69	67	64	267	1	1,400,000.00
2013	66	68	71	67	272	T2	692,500.00
2014	68	67	67	69	271	T4	308,000.00
2015	69	70	69	71	279	T17	88,500.00
2019	74	78	65	75	292	T61	53,500.00
2020	68	70	70	73	281	T52	40,000.00
TOTAL							\$2,678,000.00

Brazel, Sam (71.25)

Year	1st	2nd	3rd	4th	Total	Finish	Money
2017	74	70	71	70	285	T47	57,000.00
TOTAL							\$57,000.00

Brown, Mark (75.25)

Year	1st	2nd	3rd	4th	Total	Finish	Money
2008	80	75	76	70	301	80	31,000.00
TOTAL							\$31,000.00

Browne, Olin (72.00)

Year	1st	2nd	3rd	4th	Total	Finish	Money
2006	68	75	70	75	288	T50	41,750.00
TOTAL							\$41,750.00

Bryan, Wesley (71.00)

Year	1st	2nd	3rd	4th	Total	Finish	Money
2017	72	72	73	67	284	T44	60,000.00
TOTAL							\$60,000.00

Bryant, Bart (72.00)

Year	1st	2nd	3rd	4th	Total	Finish	Money
2005	74	73	67	70	284	T28	60,200.00
2006	72	83	69	68	292	T62	36,000.00
TOTAL							\$96,200.00

Burns, Bob (73.50)

Year	1st	2nd	3rd	4th	Total	Finish	Money
2003	74	70	75	75	294	T77	22,000.00
TOTAL							\$22,000.00

Byrd, Jonathan (72.17)

Year	1st	2nd	3rd	4th	Total	Finish	Money
2003	71	77	73	72	293	T71	23,375.00
2011	67	74	75	70	286	T59	43,750.00
2012	73	73	69	72	287	T55	46,500.00
TOTAL							\$113,625.00

Cabrera, Ángel (70.23)

Year	1st	2nd	3rd	4th	Total	Finish	Money
2002	72	70	70	68	280	T19	50,400.00
2003	70	71	70	70	281	T23	48,000.00
2004	69	70	67	68	274	T4	282,500.00
2005	75	74	67	71	287	T41	47,000.00
2006	70	68	70	65	273	T4	246,250.00
2007	73	76	74	75	298	T69	33,500.00
2008	72	73	68	68	281	T36	52,000.00
2009	70	68	68	67	273	T4	332,000.00
2010	71	68	67	74	280	T33	63,500.00
2013	72	68	70	74	284	T38	64,500.00
2014	73	68	70	68	279	T31	69,500.00
TOTAL							\$1,289,150.00

Cabrera Bello, Rafa (70.95)

Year	1st	2nd	3rd	4th	Total	Finish	Money
2012	66	65	77	73	281	T29	68,000.00
2017	76	73	75	70	294	72	44,500.00
2018	68	67	69	71	275	T17	104,250.00
2019	70	71	67	66	274	T12	143,625.00
2020	73	74	76	72	295	78	30,000.00
TOTAL							\$390,375.00

Calcavecchia, Mark (72.46)

Year	1st	2nd	3rd	4th	Total	Finish	Money
1999	68	69	73	70	280	T12	109,000.00
2001	72	69	72	79	292	T36	30,000.00
2002	74	81	75	69	299	74	26,000.00
2003	70	68	73	77	288	T53	28,150.00
2006	75	72	77	71	295	T68	33,000.00
2007	68	72	76	69	285	T14	86,583.34
TOTAL							\$312,733.34

Campbell, Chad (71.69)

Year	1st	2nd	3rd	4th	Total	Finish	Money
2003	73	71	72	72	288	T53	28,150.00
2004	74	74	71	75	294	T69	29,250.00
2005	72	72	69	72	285	T33	56,000.00
2006	68	76	72	72	288	T50	41,750.00
2007	73	73	77	79	302	T77	31,750.00
2008	68	71	68	70	277	T14	95,500.00
2009	71	68	69	69	277	T11	112,500.00
2010	67	73	73	70	283	T46	50,214.29
TOTAL							\$445,114.29

Campbell, Michael (71.71)

Year	1st	2nd	3rd	4th	Total	Finish	Money
2000	71	69	70	68	278	T15	95,500.00
2001	71	71	75	72	289	T31	38,000.00
2002	70	69	70	69	278	T11	78,750.00
2003	74	71	70	78	293	T71	23,375.00
2005	72	74	78	74	298	68	33,000.00
2006	67	71	70	71	279	17	82,000.00
2007	71	74	72	76	293	T46	44,500.00
TOTAL							\$395,125.00

FedEx St. Jude Invitational Individual Player Records

Cantlay, Patrick (68.58)

Year	1st	2nd	3rd	4th	Total	Finish	Money
2018	64	72	68	68	272	T6	241,375.00
2019	65	68	73	68	274	T12	143,625.00
2020	73	72	65	67	277	T35	56,111.11
TOTAL							\$441,111.11

Casey, Paul (69.97)

Year	1st	2nd	3rd	4th	Total	Finish	Money
2003	72	66	71	70	279	T17	59,250.00
2004	72	70	68	68	278	T16	79,333.34
2005	75	68	67	71	281	T19	77,000.00
2006	69	69	64	71	273	T4	246,250.00
2007	67	73	76	78	294	T51	42,000.00
2008	70	71	68	65	274	T8	162,500.00
2010	68	68	73	70	279	T22	72,000.00
2011	73	71	71	67	282	T45	53,000.00
2013	70	70	73	69	282	T27	73,500.00
2015	68	73	71	67	279	T17	88,500.00
2016	70	72	72	68	282	T16	105,200.00
2017	70	69	67	67	273	T5	268,500.00
2018	68	71	71	70	280	T31	74,750.00
2019	70	71	69	67	277	T27	86,250.00
2020	71	78	69	67	285	T67	32,625.00
TOTAL							\$1,520,658.34

Cayeux, Marc (72.25)

Year	1st	2nd	3rd	4th	Total	Finish	Money
2005	71	75	71	72	289	T49	42,250.00
TOTAL							\$42,250.00

Cejka, Alex (70.13)

Year	1st	2nd	3rd	4th	Total	Finish	Money
2003	72	68	71	74	285	T42	33,750.00
2004	72	67	71	66	276	T9	116,000.00
TOTAL							\$149,750.00

Cévaër, Christian (71.50)

Year	1st	2nd	3rd	4th	Total	Finish	Money
2009	75	70	71	70	286	T51	46,500.00
TOTAL							\$46,500.00

Chalmers, Greg (71.75)

Year	1st	2nd	3rd	4th	Total	Finish	Money
2012	71	75	71	70	287	T55	46,500.00
TOTAL							\$46,500.00

Champ, Cameron (68.75)

Year	1st	2nd	3rd	4th	Total	Finish	Money
2020	71	68	67	69	275	T25	87,200.00
TOTAL							\$87,200.00

Chappell, Kevin (69.50)

Year	1st	2nd	3rd	4th	Total	Finish	Money
2016	71	70	69	67	277	T3	449,250.00
2017	72	67	68	69	276	T13	123,500.00
2018	71	72	68	70	281	T39	66,250.00
TOTAL							\$639,000.00

Choi, K.J. (70.93)

Year	1st	2nd	3rd	4th	Total	Finish	Money
2002	73	67	73	67	280	T19	50,400.00
2003	73	71	71	73	288	T53	28,150.00
2004	71	73	69	77	290	T58	34,500.00
2005	71	76	69	74	290	T51	40,250.00
2006	75	70	67	69	281	T22	68,000.00
2007	71	73	69	71	284	T11	115,333.33
2008	73	67	70	68	278	T16	82,625.00
2009	74	72	73	66	285	T45	51,500.00
2010	70	73	72	68	283	T46	50,214.29
2011	74	71	70	71	286	T59	43,750.00
2012	71	72	67	66	276	T8	128,750.00
TOTAL							\$693,472.62

Chopra, Daniel (69.25)

Year	1st	2nd	3rd	4th	Total	Finish	Money
2008	67	74	66	70	277	T14	95,500.00
TOTAL							\$95,500.00

Cink, Stewart (70.08)

Year	1st	2nd	3rd	4th	Total	Finish	Money
2000	72	69	68	63	272	T7	170,000.00
2001	69	67	70	72	278	T13	100,500.00
2002	73	71	73	70	287	T47	32,550.00
2003	70	71	74	75	290	T61	26,250.00
2004	63	68	68	70	269	T1	1,200,000.00
2005	72	72	73	70	287	T41	47,000.00
2006	70	67	64	69	270	T2	750,000.00
2007	79	67	76	73	295	T56	39,500.00
2008	68	68	74	72	282	T43	46,600.00
2009	69	69	68	68	274	T6	214,333.33
2010	72	69	70	67	278	T19	81,333.33
2011	66	70	71	75	282	T45	53,000.00
TOTAL							\$2,761,066.66

Clark, Tim (71.72)

Year	1st	2nd	3rd	4th	Total	Finish	Money
2003	73	69	73	76	291	T64	25,500.00
2004	71	70	72	74	287	T48	39,750.00
2005	71	75	72	72	290	T51	40,250.00
2006	68	75	80	77	300	T74	31,250.00
2007	71	70	72	69	282	T6	202,000.00
2008	67	71	71	70	279	T20	71,000.00
2009	66	68	73	74	281	T29	67,000.00
2010	70	72	75	69	286	T58	44,000.00
2014	72	73	70	71	286	T50	52,500.00
TOTAL							\$573,250.00

Clarke, Darren (70.23)

Year	1st	2nd	3rd	4th	Total	Finish	Money
1999	73	72	69	75	289	T36	31,500.00
2000	66	71	71	71	279	T17	83,000.00
2001	66	68	68	69	271	T3	375,000.00
2002	66	74	68	72	280	T19	50,400.00
2003	65	70	66	67	268	T1	1,050,000.00
2004	71	70	68	68	277	T14	87,500.00
2005	76	68	72	68	284	T28	60,200.00
2007	70	76	76	75	297	T67	34,750.00
2008	70	71	65	67	273	T6	220,000.00
2009	71	70	70	69	280	T22	74,428.57
2011	77	74	69	72	292	T68	39,250.00
TOTAL							\$2,106,028.57

Coceres, José (75.00)

Year	1st	2nd	3rd	4th	Total	Finish	Money
2002	69	71	76	84	300	T75	25,625.00
TOTAL							\$25,625.00

Coetzee, George (70.75)

Year	1st	2nd	3rd	4th	Total	Finish	Money
2016	71	72	71	69	283	T21	91,000.00
TOTAL							\$91,000.00

Colsaerts, Nicolas (71.75)

Year	1st	2nd	3rd	4th	Total	Finish	Money
2012	73	68	74	70	285	T45	53,000.00
2013	72	70	74	73	289	T57	47,250.00
TOTAL							\$100,250.00

Coltart, Andrew (70.88)

Year	1st	2nd	3rd	4th	Total	Finish	Money
1999	71	71	69	77	288	T33	34,000.00
2000	69	69	69	72	279	T17	83,000.00
TOTAL							\$117,000.00

Connors, Corey (69.13)

Year	1st	2nd	3rd	4th	Total	Finish	Money
2019	67	71	70	69	277	T27	86,250.00
2020	72	68	66	70	276	T30	72,000.00
TOTAL							\$158,250.00

FedEx St. Jude Invitational Individual Player Records

Cook, Austin (70.75)

Year	1st	2nd	3rd	4th	Total	Finish	Money
2018	73	69	71	70	283	T53	54,875.00
TOTAL							\$54,875.00

Cook, John (70.75)

Year	1st	2nd	3rd	4th	Total	Finish	Money
2002	70	74	69	70	283	T28	41,250.00
TOTAL							\$41,250.00

Couch, Chris (73.75)

Year	1st	2nd	3rd	4th	Total	Finish	Money
2006	72	74	72	77	295	T68	33,000.00
TOTAL							\$33,000.00

Couples, Fred (70.68)

Year	1st	2nd	3rd	4th	Total	Finish	Money
1999	71	70	63	77	281	T15	88,000.00
2003	67	71	71	71	280	T21	52,500.00
2004	72	68	69	74	283	T32	51,000.00
2005	71	74	70	69	284	T28	60,200.00
2006	73	71	71		215	W/D	0.00
TOTAL							\$251,700.00

Crane, Ben (71.30)

Year	1st	2nd	3rd	4th	Total	Finish	Money
2003	71	75	68	71	285	T42	33,750.00
2005	74	75	71	73	293	T58	36,500.00
2006	73	67	70	68	278	16	85,000.00
2010	71	70	72	73	286	T58	44,000.00
2012	66	75			141	W/D	0.00
2014	73	70			143	W/D	0.00
TOTAL							\$199,250.00

Cullen, Nick (75.25)

Year	1st	2nd	3rd	4th	Total	Finish	Money
2015	77	74	75	75	301	T75	41,125.00
TOTAL							\$41,125.00

Curtis, Ben (72.00)

Year	1st	2nd	3rd	4th	Total	Finish	Money
2003	64	76	72	70	282	T30	43,000.00
2006	71	72	72	70	285	T42	46,166.66
2007	74	79	77	73	303	80	31,250.00
2009	77	69	72	71	289	T64	40,750.00
2010	69	70	71	71	281	T39	58,000.00
TOTAL							\$219,166.66

Dahmen, Joel (68.50)

Year	1st	2nd	3rd	4th	Total	Finish	Money
2020	72	67	65	70	274	T20	106,200.00
TOTAL							\$106,200.00

Daly, John (72.17)

Year	1st	2nd	3rd	4th	Total	Finish	Money
2002	73	78	74	73	298	73	26,250.00
2004	71	69	74	71	285	T43	43,000.00
2005	71	69	69	74	283	27	65,000.00
TOTAL							\$134,250.00

Davies, Rhys (72.75)

Year	1st	2nd	3rd	4th	Total	Finish	Money
2010	75	69	72	75	291	T71	37,750.00
TOTAL							\$37,750.00

Day, Jason (69.43)

Year	1st	2nd	3rd	4th	Total	Finish	Money
2010	69	70	69	71	279	T22	72,000.00
2011	63	70	66	69	268	T4	332,500.00
2012	75	70	70	66	281	T29	68,000.00
2013	74	72	72	70	288	T53	48,875.00
2014	74	71			145	W/D	0.00
2015	69	69	70	69	277	T12	126,000.00
2016	67	69	69	72	277	T3	449,250.00
2017	71	66	70	71	278	T24	82,000.00
2018	65	66	69	73	273	T10	160,875.00
2019	72	69	68	70	279	T40	74,000.00
2020	68	67	69	67	271	T6	268,333.34
TOTAL							\$1,681,833.34

de Jonge, Brendon (70.00)

Year	1st	2nd	3rd	4th	Total	Finish	Money
2014	72	69	70	69	280	T37	64,500.00
TOTAL							\$64,500.00

DeChambeau, Bryson (70.19)

Year	1st	2nd	3rd	4th	Total	Finish	Money
2017	75	69	71	72	287	T60	47,500.00
2018	75	69	68	67	279	30	79,250.00
2019	67	74	72	68	281	T48	66,000.00
2020	67	73	69	67	276	T30	72,000.00
TOTAL							\$264,750.00

DeLaet, Graham (70.67)

Year	1st	2nd	3rd	4th	Total	Finish	Money
2014	67	69	76		212	W/D	0.00
TOTAL							\$0.00

Derksen, Robert-Jan (71.25)

Year	1st	2nd	3rd	4th	Total	Finish	Money
2003	73	70	70	72	285	T42	33,750.00
TOTAL							\$33,750.00

Dier, Tobias (74.00)

Year	1st	2nd	3rd	4th	Total	Finish	Money
2002	76	75	72	73	296	T68	27,250.00
TOTAL							\$27,250.00

DiMarco, Chris (69.82)

Year	1st	2nd	3rd	4th	Total	Finish	Money
2002	68	70	74	71	283	T28	41,250.00
2003	71	68	73	71	283	T33	38,583.34
2004	68	69	67	71	275	T6	178,333.33
2005	67	70	70	68	275	2	750,000.00
2006	68	72	71	71	282	T27	60,500.00
2007	69	70	72	70	281	T4	310,000.00
2008	68	70	68	70	276	T12	111,000.00
TOTAL							\$1,489,666.67

Dodd, Stephen (73.75)

Year	1st	2nd	3rd	4th	Total	Finish	Money
2005	74	78	77	73	302	69	32,500.00
2006	74	73	69	72	288	T50	41,750.00
TOTAL							\$74,250.00

Dodt, Andrew (72.75)

Year	1st	2nd	3rd	4th	Total	Finish	Money
2015	77	71	72	71	291	T63	43,875.00
TOTAL							\$43,875.00

Donald, Luke (69.73)

Year	1st	2nd	3rd	4th	Total	Finish	Money
2004	71	70	65	72	278	T16	79,333.33
2005	69	67	74	67	277	T6	200,000.00
2006	67	69	70	68	274	T8	152,500.00
2007	75	75	67	70	287	T22	66,250.00
2009	70	72	69	74	285	T45	51,500.00
2010	70	69	73	71	283	T46	50,214.28
2011	68	69	64	66	267	T2	665,000.00
2012	66	69	71	70	276	T8	128,750.00
2013	67	69	68	72	276	T9	145,750.00
2014	73	70	72	71	286	T50	52,500.00
TOTAL							\$1,591,797.61

Donaldson, Jamie (70.44)

Year	1st	2nd	3rd	4th	Total	Finish	Money
2012	68	73	75	66	282	T36	62,500.00
2013	70	69	71	69	279	T17	93,000.00
2014	68	70	71	71	280	T37	64,500.00
2015	70	71	71	74	286	T50	51,000.00
TOTAL							\$271,000.00

Dougherty, Nick (71.83)

Year	1st	2nd	3rd	4th	Total	Finish	Money
2005	67	81	70	72	290	T51	40,250.00
2008	72	76	69	69	286	T61	38,250.00
2009	69	71	71	75	286	T51	46,500.00
TOTAL							\$125,000.00

FedEx St. Jude Invitational Individual Player Records

Drummond, Scott (73.00)

Year	1st	2nd	3rd	4th	Total	Finish	Money
2004	69	75	73	75	292	T61	32,750.00
TOTAL							\$32,750.00

Dubuisson, Victor (70.63)

Year	1st	2nd	3rd	4th	Total	Finish	Money
2014	72	70	69	68	279	T31	69,500.00
2015	68	74	73	71	286	T50	51,000.00
TOTAL							\$120,500.00

Dufner, Jason (71.05)

Year	1st	2nd	3rd	4th	Total	Finish	Money
2012	67	66	73	68	274	7	210,000.00
2013	67	69	67	71	274	T4	321,666.66
2014	70	74	73	77	294	T66	43,375.00
2016	71	76	72	74	293	51	59,000.00
2017	76	68	73	69	286	T50	51,250.00
TOTAL							\$685,291.66

Duke, Ken (73.25)

Year	1st	2nd	3rd	4th	Total	Finish	Money
2013	70	75	73	75	293	T65	42,800.00
TOTAL							\$42,800.00

Duncan, Tyler (70.00)

Year	1st	2nd	3rd	4th	Total	Finish	Money
2020	74	70	66	70	280	T49	44,000.00
TOTAL							\$44,000.00

Dunne, Paul (72.00)

Year	1st	2nd	3rd	4th	Total	Finish	Money
2018	71	68	75	74	288	T66	48,500.00
TOTAL							\$48,500.00

Durant, Joe (71.25)

Year	1st	2nd	3rd	4th	Total	Finish	Money
2007	74	67	71	73	285	T14	86,583.33
TOTAL							\$86,583.33

Duval, David (71.17)

Year	1st	2nd	3rd	4th	Total	Finish	Money
1999	67	72	71	76	286	T27	41,333.33
2001	69	69	72	75	285	27	49,000.00
2002	72	75	71	65	283	T28	41,250.00
TOTAL							\$131,583.33

Dyson, Simon (70.67)

Year	1st	2nd	3rd	4th	Total	Finish	Money
2010	72	73	73	73	291	T71	37,750.00
2011	77	66	69	68	280	T33	64,500.00
2012	66	71	70	70	277	T16	90,000.00
TOTAL							\$192,250.00

Edfors, Johan (73.00)

Year	1st	2nd	3rd	4th	Total	Finish	Money
2006	75	76	71	70	292	T62	36,000.00
TOTAL							\$36,000.00

Edwards, Joel (71.75)

Year	1st	2nd	3rd	4th	Total	Finish	Money
2002	73	73	71	70	287	T47	32,550.00
TOTAL							\$32,550.00

Elkington, Steve (72.38)

Year	1st	2nd	3rd	4th	Total	Finish	Money
1999	70	74	71	76	291	39	29,000.00
2001	73	68	73	68	282	T23	58,000.00
2002	76	77	74	69	296	T68	27,250.00
2005	72	76	75	66	289	T49	42,250.00
TOTAL							\$156,500.00

Els, Ernie (70.30)

Year	1st	2nd	3rd	4th	Total	Finish	Money
1999	71	69	67	69	276	5	234,000.00
2000	67	71	69	68	275	T12	110,500.00
2001	67	70	66	72	275	T8	147,500.00
2002	71	67	67	74	279	T15	60,875.00
2003	67	70	71	71	279	T17	59,250.00
2004	72	77	72	72	293	T65	30,750.00
2006	68	67	70	78	283	T31	56,000.00
2007	70	77	72	68	287	T22	66,250.00
2008	69	74	69	68	280	T27	60,000.00
2009	71	72	70	68	281	T29	67,000.00
2010	69	70	64	76	279	T22	72,000.00
2011	71	71	71	68	281	T37	58,500.00
2012	73	73	68	71	285	T45	53,000.00
2013	71	72	70	74	287	T48	53,000.00
2014	71	69	70	68	278	T26	75,200.00
TOTAL							\$1,203,825.00

English, Harris (70.08)

Year	1st	2nd	3rd	4th	Total	Finish	Money
2013	70	68	72	68	278	T14	102,666.67
2014	69	69	68	73	279	T31	69,500.00
2016	69	73	74	68	284	T27	80,666.67
TOTAL							\$252,833.34

Eriksson, Philip (71.00)

Year	1st	2nd	3rd	4th	Total	Finish	Money
2019	73	72	72	67	284	T51	63,000.00
TOTAL							\$63,000.00

Ernst, Derek (72.25)

Year	1st	2nd	3rd	4th	Total	Finish	Money
2013	73	76	71	69	289	T57	47,250.00
TOTAL							\$47,250.00

Estes, Bob (70.75)

Year	1st	2nd	3rd	4th	Total	Finish	Money
2002	71	71	69	69	280	T19	50,400.00
2003	68	74	70	74	286	T46	31,500.00
TOTAL							\$81,900.00

Every, Matt (72.75)

Year	1st	2nd	3rd	4th	Total	Finish	Money
2014	74	68	73	69	284	T47	55,500.00
2015	72	77	76	73	298	74	41,500.00
TOTAL							\$97,000.00

Faldo, Nick (73.75)

Year	1st	2nd	3rd	4th	Total	Finish	Money
2003	74	67	79	75	295	T82	21,125.00
TOTAL							\$21,125.00

Fasth, Niclas (71.71)

Year	1st	2nd	3rd	4th	Total	Finish	Money
2001	74	67	68	72	281	T21	66,000.00
2002	73	68	79	70	290	T58	29,500.00
2003	67	76	74	72	289	T58	27,000.00
2004	75	68	70	79	292	T61	32,750.00
2005	72	72	70	71	285	T33	56,000.00
2007	75	73	70	69	287	T22	66,250.00
2008	71	71	72	70	284	T52	42,250.00
TOTAL							\$319,750.00

Faxon, Brad (70.81)

Year	1st	2nd	3rd	4th	Total	Finish	Money
2002	71	72	71	77	291	T63	28,625.00
2003	68	67	70	71	276	T9	116,750.00
2004	72	72	69	70	283	T32	51,000.00
2006	69	69	75	70	283	T31	56,000.00
TOTAL							\$252,375.00

FedEx St. Jude Invitational Individual Player Records

Fernandez-Castaño, Gonzalo (72.70)

Year	1st	2nd	3rd	4th	Total	Finish	Money
2006	74	76	81	70	301	75	31,000.00
2009	70	71	73	77	291	T70	38,250.00
2012	71	73	70	73	287	T55	46,500.00
2013	70	74	68	72	284	T38	64,500.00
2014	79	71	67	74	291	62	45,000.00
TOTAL							\$225,250.00

Ferrie, Kenneth (70.25)

Year	1st	2nd	3rd	4th	Total	Finish	Money
2005	71	70	73	67	281	T19	77,000.00
TOTAL							\$77,000.00

Finau, Tony (69.50)

Year	1st	2nd	3rd	4th	Total	Finish	Money
2018	68	66	71	68	273	T10	160,875.00
2019	70	71	68	68	277	T27	86,250.00
2020	70	68	72	74	284	T65	33,250.00
TOTAL							\$280,375.00

Finch, Richard (70.25)

Year	1st	2nd	3rd	4th	Total	Finish	Money
2008	69	75	70	67	281	T36	52,000.00
TOTAL							\$52,000.00

Fisher, Ross (70.50)

Year	1st	2nd	3rd	4th	Total	Finish	Money
2008	69	73	70	73	285	T56	40,000.00
2009	70	71	70	72	283	43	56,000.00
2010	70	68	74	71	283	T46	50,214.28
2017	67	72	71	74	284	T44	60,000.00
2018	67	68	71	69	275	T17	104,250.00
TOTAL							\$310,464.28

Fitzpatrick, Matt (69.25)

Year	1st	2nd	3rd	4th	Total	Finish	Money
2017	73	71	71	71	286	T50	51,250.00
2018	66	70	73	73	282	T48	59,250.00
2019	67	64	69	69	269	T4	384,333.33
2020	70	64	69	68	271	T6	268,333.33
TOTAL							\$763,166.66

Fleetwood, Tommy (68.69)

Year	1st	2nd	3rd	4th	Total	Finish	Money
2017	70	68	70	71	279	T28	73,562.50
2018	66	63	74	71	274	T14	128,250.00
2019	68	70	65	66	269	T4	384,333.34
2020	72	67	73	65	277	T35	56,111.12
TOTAL							\$642,256.96

Fleisch, Steve (70.58)

Year	1st	2nd	3rd	4th	Total	Finish	Money
2003	71	67	67	72	277	T11	91,666.66
2004	75	70	71	71	287	T48	39,750.00
2008	70	70	73	70	283	T48	44,250.00
TOTAL							\$175,666.66

Forsman, Dan (69.25)

Year	1st	2nd	3rd	4th	Total	Finish	Money
2003	69	68	70	70	277	T11	91,666.67
TOTAL							\$91,666.67

Fowler, Rickie (69.18)

Year	1st	2nd	3rd	4th	Total	Finish	Money
2010	68	73	69	70	280	T33	63,500.00
2011	68	64	69	66	267	T2	665,000.00
2012	70	80	69	69	288	T60	44,500.00
2013	67	71	70	73	281	T21	81,166.66
2014	67	67	72	67	273	T8	170,000.00
2015	67	72	70	67	276	T10	149,500.00
2016	68	73	72	67	280	T10	167,750.00
2017	70	71	67	66	274	9	186,000.00
2018	63	74	65	73	275	T17	104,250.00
2020	64	67	69	73	273	T15	131,400.00
TOTAL							\$1,763,066.66

Franco, Carlos (70.90)

Year	1st	2nd	3rd	4th	Total	Finish	Money
1999	68	67	70	73	278	T7	154,000.00
2000	66	77	72	69	284	T27	44,000.00
2001	68	71	68	73	280	20	73,000.00
2002	75	72	67	72	286	T42	35,000.00
2004	69	73	75	73	290	T58	34,500.00
TOTAL							\$340,500.00

Fraser, Marcus (71.63)

Year	1st	2nd	3rd	4th	Total	Finish	Money
2010	72	72	68	74	286	T58	44,000.00
2016	73	73	69	72	287	T38	71,000.00
TOTAL							\$115,000.00

Frazar, Harrison (72.75)

Year	1st	2nd	3rd	4th	Total	Finish	Money
2011	72	72	77	70	291	T66	40,750.00
TOTAL							\$40,750.00

Fujimoto, Yoshinori (72.00)

Year	1st	2nd	3rd	4th	Total	Finish	Money
2012	73	74	71	70	288	T60	44,500.00
TOTAL							\$44,500.00

Fulke, Pierre (72.56)

Year	1st	2nd	3rd	4th	Total	Finish	Money
2001	73	71	65	70	279	T17	83,000.00
2002	69	73	73	71	286	T42	35,000.00
2003	72	72	75	73	292	T67	24,625.00
2004	73	77	78	76	304	75	26,500.00
TOTAL							\$169,125.00

Funk, Fred (71.33)

Year	1st	2nd	3rd	4th	Total	Finish	Money
2002	68	68	68	68	272	T2	410,000.00
2003	72	62	72	72	278	T14	75,000.00
2004	69	75	71	77	292	T61	32,750.00
2005	74	71	69	73	287	T41	47,000.00
2006	72	70	72	71	285	T42	46,166.67
2007	75	74	74	75	298	T69	33,500.00
TOTAL							\$644,416.67

Furyk, Jim (69.13)

Year	1st	2nd	3rd	4th	Total	Finish	Money
1999	67	72	69	71	279	T10	129,000.00
2000	65	69	69	68	271	T4	243,333.34
2001	65	66	66	71	268	2	500,000.00
2002	70	67	68	70	275	T6	150,000.00
2003	69	69	68	69	275	T6	163,333.33
2004	68	72	71	70	281	T22	65,000.00
2005	72	73	68	69	282	T24	69,000.00
2006	69	65	69	68	271	3	450,000.00
2008	68	69	71	72	280	T27	60,000.00
2009	73	71	73	69	286	T51	46,500.00
2010	72	68	69	64	273	T6	227,500.00
2011	73	69	67	69	278	T23	75,250.00
2012	63	66	70	69	268	T2	665,000.00
2013	67	69	72	68	276	T9	145,750.00
2014	69	68	69	69	275	T15	97,500.00
2015	66	66	69	72	273	T3	470,000.00
2016	74	72	70	73	289	T42	66,500.00
2019	74	65	70	68	277	T27	86,250.00
TOTAL							\$3,709,916.67

Gainey, Tommy (73.25)

Year	1st	2nd	3rd	4th	Total	Finish	Money
2013	74	71	76	72	293	T65	42,800.00
TOTAL							\$42,800.00

Gallacher, Stephen (71.94)

Year	1st	2nd	3rd	4th	Total	Finish	Money
2005	74	74	75	70	293	T58	36,500.00
2013	74	74	67	71	286	T44	57,500.00
2014	74	71	69	70	284	T47	55,500.00
2015	77	67	71	73	288	56	47,000.00
TOTAL							\$196,500.00

FedEx St. Jude Invitational Individual Player Records

Gamez, Robert (70.00)

Year	1st	2nd	3rd	4th	Total	Finish	Money
2006	70	67	72	71	280	T18	77,000.00
TOTAL							\$77,000.00

Garcia, Sergio (70.17)

Year	1st	2nd	3rd	4th	Total	Finish	Money
1999	67	70	69	72	278	T7	154,000.00
2002	68	73	76	73	290	T58	29,500.00
2003	64	76	69	73	282	T30	43,000.00
2004	68	70	70	70	278	T16	79,333.33
2005	68	70	67	74	279	T13	94,400.00
2006	69	73	68	71	281	T22	68,000.00
2007	71	77	71	67	286	T20	75,500.00
2008	69	72	68	72	281	T36	52,000.00
2009	68	72	70	70	280	T22	74,428.57
2010	70	70	69	70	279	T22	72,000.00
2011	68	72	72	72	284	T53	46,500.00
2012	67	72	71	71	281	T29	68,000.00
2013	71	76	70	68	285	T40	61,500.00
2014	68	61	67	71	267	2	900,000.00
2015	71	67	72	73	283	T37	63,000.00
2017	72	71	72	67	282	T39	65,500.00
2018	70	69	67	75	281	T39	66,250.00
2019	69	71	70	69	279	T40	74,000.00
2020	67	71	68	71	277	T35	56,111.11
TOTAL							\$2,143,023.01

Garrido, Ignacio (73.50)

Year	1st	2nd	3rd	4th	Total	Finish	Money
2003	74	74	72	74	294	T77	22,000.00
TOTAL							\$22,000.00

Gay, Brian (74.50)

Year	1st	2nd	3rd	4th	Total	Finish	Money
2009	75	74	76	79	304	T79	35,500.00
2013	72	70	75	75	292	T63	44,250.00
TOTAL							\$79,750.00

Geiberger, Brent (72.00)

Year	1st	2nd	3rd	4th	Total	Finish	Money
2005	70	76	69	73	288	T46	43,500.00
TOTAL							\$43,500.00

Glover, Lucas (69.80)

Year	1st	2nd	3rd	4th	Total	Finish	Money
2006	66	69	69	69	273	T4	246,250.00
2008	70	75	72	70	287	T63	37,000.00
2009	69	69	68	73	279	T19	83,000.00
2010	70	66	70	73	279	T22	72,000.00
2011	68	68	72	70	278	T23	75,250.00
TOTAL							\$513,500.00

Gogel, Matt (69.25)

Year	1st	2nd	3rd	4th	Total	Finish	Money
2002	68	69	68	72	277	T9	105,000.00
TOTAL							\$105,000.00

Goggin, Mathew (70.00)

Year	1st	2nd	3rd	4th	Total	Finish	Money
2009	73	71	68	68	280	T22	74,428.58
TOTAL							\$74,428.58

Golding, Philip (72.50)

Year	1st	2nd	3rd	4th	Total	Finish	Money
2003	76	69	73	72	290	T61	26,250.00
TOTAL							\$26,250.00

Gómez, Fabián (72.75)

Year	1st	2nd	3rd	4th	Total	Finish	Money
2015	75	72	73	72	292	T67	43,125.00
2016	74	73	72	71	290	T46	63,000.00
TOTAL							\$106,125.00

Gonzalez, Ricardo (71.38)

Year	1st	2nd	3rd	4th	Total	Finish	Money
2002	71	72	68	72	283	T28	41,250.00
2004	73	75	70	70	288	T50	38,000.00
TOTAL							\$79,250.00

Goosen, Retief (70.31)

Year	1st	2nd	3rd	4th	Total	Finish	Money
2000	69	74	73	67	283	T24	52,333.34
2001	72	69	64	71	276	10	131,000.00
2002	65	68	74	71	278	T11	78,750.00
2003	67	69	69	74	279	T17	59,250.00
2005	77	73	73	70	293	T58	36,500.00
2006	71	73	74	69	287	T48	43,250.00
2007	74	73	72	77	296	T61	36,750.00
2008	66	71	68	67	272	T4	310,000.00
2009	71	67	71	72	281	T29	67,000.00
2010	67	66	73	65	271	T3	412,500.00
2011	72	68	68	70	278	T23	75,250.00
2012	67	72	73	69	281	T29	68,000.00
TOTAL							\$1,370,583.34

Gore, Jason (71.00)

Year	1st	2nd	3rd	4th	Total	Finish	Money
2006	65	76	73	70	284	T36	50,500.00
TOTAL							\$50,500.00

Goya, Tano (75.50)

Year	1st	2nd	3rd	4th	Total	Finish	Money
2014	76	77	71	78	302	T72	42,000.00
TOTAL							\$42,000.00

Goydos, Paul (74.75)

Year	1st	2nd	3rd	4th	Total	Finish	Money
2007	69	76	73	81	299	T74	32,625.00
TOTAL							\$32,625.00

Grace, Branden (70.61)

Year	1st	2nd	3rd	4th	Total	Finish	Money
2012	72	70	66	74	282	T36	62,500.00
2013	70	75	70	78	293	T65	42,800.00
2014	69	71	67	70	277	T23	82,000.00
2015	73	69	67	70	279	T17	88,500.00
2016	69	72	71	68	280	T10	167,750.00
2017	71	69	71	68	279	T28	73,562.50
2018	73	74	71	69	287	T63	49,750.00
TOTAL							\$566,862.50

Green, Nathan (72.25)

Year	1st	2nd	3rd	4th	Total	Finish	Money
2009	74	71	74	70	289	T64	40,750.00
TOTAL							\$40,750.00

Green, Richard (71.69)

Year	1st	2nd	3rd	4th	Total	Finish	Money
2005	76	78	69	73	296	T67	33,500.00
2007	73	73	68	74	288	T30	58,000.00
2008	72	73	70	67	282	T43	46,600.00
2011	69	68	74	70	281	T37	58,500.00
TOTAL							\$196,600.00

Grillo, Emiliano (71.25)

Year	1st	2nd	3rd	4th	Total	Finish	Money
2016	67	71	71	72	281	T14	129,000.00
2017	72	71	73	70	286	T50	51,250.00
2018	72	70	68	78	288	T66	48,500.00
TOTAL							\$228,750.00

Haas, Bill (70.31)

Year	1st	2nd	3rd	4th	Total	Finish	Money
2010	73	66	71	70	280	T33	63,500.00
2011	72	72	70	74	288	T63	42,250.00
2012	67	71	70	70	278	T19	82,000.00
2013	67	68	69	71	275	T7	205,000.00
2014	71	69	69	72	281	T41	61,000.00
2015	74	69	67	70	280	T25	74,666.66
2016	74	72	71	70	287	T38	71,000.00
2017	70	70	72	69	281	T36	68,000.00
TOTAL							\$667,416.66

FedEx St. Jude Invitational Individual Player Records

Haas, Jay (70.33)

Year	1st	2nd	3rd	4th	Total	Finish	Money
2003	72	69	73	65	279	T17	59,250.00
2004	70	69	71	74	284	T41	45,500.00
2005	76	69	67	69	281	T19	77,000.00
TOTAL							\$181,750.00

Hadwin, Adam (70.13)

Year	1st	2nd	3rd	4th	Total	Finish	Money
2017	68	69	67	69	273	T5	268,500.00
2020	73	71	75	69	288	T72	31,375.00
TOTAL							\$299,875.00

Haeggman, Joakim (80.00)

Year	1st	2nd	3rd	4th	Total	Finish	Money
2004	80				80	W/D	0.00
TOTAL							\$0.00

Hahn, James (71.50)

Year	1st	2nd	3rd	4th	Total	Finish	Money
2015	70	70	74	70	284	T42	59,000.00
2016	75	72	72	69	288	41	69,000.00
TOTAL							\$128,000.00

Haig, Anton (75.50)

Year	1st	2nd	3rd	4th	Total	Finish	Money
2007	77	75	71	79	302	T77	31,750.00
TOTAL							\$31,750.00

Hamilton, Todd (70.00)

Year	1st	2nd	3rd	4th	Total	Finish	Money
2004	69	67	71	73	280	21	71,000.00
TOTAL							\$71,000.00

Hansen, Anders (71.31)

Year	1st	2nd	3rd	4th	Total	Finish	Money
2002	71	76	74	69	290	T58	29,500.00
2007	71	72	71	73	287	T22	66,250.00
2009	73	71	70	71	285	T45	51,500.00
2011	72	70	67	70	279	T29	68,500.00
TOTAL							\$215,750.00

Hansen, Soren (72.69)

Year	1st	2nd	3rd	4th	Total	Finish	Money
2002	76	69	69	74	288	T52	31,250.00
2008	75	73	70	74	292	T73	32,500.00
2009	69	71	70	78	288	T60	42,750.00
2010	71	75	72	77	295	75	36,750.00
TOTAL							\$143,250.00

Hanson, Peter (70.19)

Year	1st	2nd	3rd	4th	Total	Finish	Money
2010	69	66	68	71	274	8	180,000.00
2011	70	67	70	70	277	T21	81,250.00
2012	73	71	71	74	289	T63	43,500.00
2013	70	72	70	71	283	T33	68,000.00
TOTAL							\$372,750.00

Harding, Justin (70.00)

Year	1st	2nd	3rd	4th	Total	Finish	Money
2019	72	70	64	74	280	T43	70,000.00
TOTAL							\$70,000.00

Harman, Brian (72.08)

Year	1st	2nd	3rd	4th	Total	Finish	Money
2014	72	70	75	76	293	65	43,750.00
2017	70	74	69	73	286	T50	51,250.00
2018	71	68	72	75	286	62	50,750.00
TOTAL							\$145,750.00

Harrington, Pdraig (70.82)

Year	1st	2nd	3rd	4th	Total	Finish	Money
1999	72	67	70	71	280	T12	109,000.00
2000	76	65	71	72	284	T27	44,000.00
2001	68	66	73	72	279	T17	83,000.00
2002	72	70	73	72	287	T47	32,550.00
2003	73	71	70	70	284	T39	35,500.00
2004	77	74	70	76	297	74	27,000.00
2005	75	68	69	70	282	T24	69,000.00
2006	73	71	70	68	282	T27	60,500.00
2007	72	69	72	72	285	T14	86,583.33
2008	69	75	68	67	279	T20	71,000.00
2009	64	69	67	72	272	T2	665,000.00
2010	69	70	70	66	275	T9	125,833.34
2011	71	70	73	72	286	T59	43,750.00
2015	72	72	74	76	294	T70	42,375.00
TOTAL							\$1,495,091.67

Hatton, Tyrrell (70.38)

Year	1st	2nd	3rd	4th	Total	Finish	Money
2017	72	71	69	69	281	T36	68,000.00
2018	68	67	72	71	278	T28	81,250.00
2019	66	71	69	74	280	T43	70,000.00
2020	72	69	73	73	287	T69	32,000.00
TOTAL							\$251,250.00

Havret, Grégory (74.13)

Year	1st	2nd	3rd	4th	Total	Finish	Money
2007	73	73	76	76	298	T69	33,500.00
2009	73	77	70	75	295	T74	36,625.00
TOTAL							\$70,125.00

Hend, Scott (68.75)

Year	1st	2nd	3rd	4th	Total	Finish	Money
2017	70	69	63	73	275	T10	154,666.66
TOTAL							\$154,666.66

Henley, Russell (70.69)

Year	1st	2nd	3rd	4th	Total	Finish	Money
2013	72	69	75	66	282	T27	73,500.00
2014	72	70	71	68	281	T41	61,000.00
2015	70	70	70	69	279	T17	88,500.00
2017	75	74	69	71	289	T66	45,750.00
TOTAL							\$268,750.00

Henry, J.J. (71.50)

Year	1st	2nd	3rd	4th	Total	Finish	Money
2006	70	68	68	69	275	T10	120,000.00
2007	73	69	74	75	291	T41	48,000.00
2008	69	73	73	77	292	T73	32,500.00
TOTAL							\$200,500.00

Hensby, Mark (73.25)

Year	1st	2nd	3rd	4th	Total	Finish	Money
2004	71	70	78	74	293	T65	30,750.00
2005	70	76	71	76	293	T58	36,500.00
2006	74	76	68	71	289	T54	39,500.00
2007	73	71	79	74	297	T67	34,750.00
TOTAL							\$141,500.00

Herbert, Lucas (70.00)

Year	1st	2nd	3rd	4th	Total	Finish	Money
2020	71	73	69	67	280	T49	44,000.00
TOTAL							\$44,000.00

Herman, Jim (71.00)

Year	1st	2nd	3rd	4th	Total	Finish	Money
2016	73	73	70	68	284	T27	80,666.67
TOTAL							\$80,666.67

Herron, Tim (73.75)

Year	1st	2nd	3rd	4th	Total	Finish	Money
2006	76	74	73	72	295	T68	33,000.00
TOTAL							\$33,000.00

Ho, S.K. (70.50)

Year	1st	2nd	3rd	4th	Total	Finish	Money
2004	70	67	73	72	282	T27	58,000.00
TOTAL							\$58,000.00

FedEx St. Jude Invitational Individual Player Records

Hoch, Scott (71.31)

Year	1st	2nd	3rd	4th	Total	Finish	Money
1999	68	73	71	72	284	T23	58,000.00
2001	71	70	69	71	281	T21	66,000.00
2002	72	77	69	71	289	T55	30,500.00
2003	69	72	72	74	287	T51	29,750.00
TOTAL							\$184,250.00

Hoey, Michael (73.75)

Year	1st	2nd	3rd	4th	Total	Finish	Money
2012	78	75	70	72	295	T71	41,625.00
TOTAL							\$41,625.00

Hoffman, Charley (70.29)

Year	1st	2nd	3rd	4th	Total	Finish	Money
2007	71	73	74	69	287	T22	66,250.00
2011	68	69	70	74	281	T37	58,500.00
2015	75	66	71	69	281	T31	70,500.00
2016	68	73	72	72	285	T33	76,000.00
2017	68	69	67	66	270	3	572,000.00
2018	69	70	73	71	283	T53	54,875.00
TOTAL							\$898,125.00

Holman, Nathan (72.50)

Year	1st	2nd	3rd	4th	Total	Finish	Money
2016	77	73	71	69	290	T46	63,000.00
TOTAL							\$63,000.00

Holmes, J.B. (70.83)

Year	1st	2nd	3rd	4th	Total	Finish	Money
2006	71	72	68	77	288	T50	41,750.00
2008	69	68	72	72	281	T36	52,000.00
2009	70	72	65	75	282	T36	60,000.00
2010	74	72	69	67	282	T44	54,500.00
2014	69	69	67	73	278	T26	75,200.00
2015	74	68	70	71	283	T37	63,000.00
2016	73	73	71	67	284	T27	80,666.67
2017	69	73	78	67	287	T60	47,500.00
2019	76	71	68	70	285	54	61,000.00
TOTAL							\$535,616.67

Homa, Max (71.63)

Year	1st	2nd	3rd	4th	Total	Finish	Money
2019	74	73	77	68	292	T61	53,500.00
2020	66	73	72	70	281	T52	40,000.00
TOTAL							\$93,500.00

Horikawa, Mikumu (72.50)

Year	1st	2nd	3rd	4th	Total	Finish	Money
2019	75	77	66	72	290	T58	56,500.00
TOTAL							\$56,500.00

Horschel, Billy (70.70)

Year	1st	2nd	3rd	4th	Total	Finish	Money
2013	74	74	72	66	286	T44	57,500.00
2015	71	73	70	68	282	T33	67,500.00
2017	76	78	77	68	299	T74	43,875.00
2019	67	66	69	70	272	T9	205,000.00
2020	70	70	68	67	275	T25	87,200.00
TOTAL							\$461,075.00

Horse, David (72.75)

Year	1st	2nd	3rd	4th	Total	Finish	Money
2010	73	71	75	72	291	T71	37,750.00
TOTAL							\$37,750.00

Hoshino, Hidemasa (70.75)

Year	1st	2nd	3rd	4th	Total	Finish	Money
2008	75	73	65	70	283	T48	44,250.00
TOTAL							\$44,250.00

Hosokawa, Kazuhiko (73.50)

Year	1st	2nd	3rd	4th	Total	Finish	Money
2005	70	78	71	75	294	65	34,500.00
TOTAL							\$34,500.00

Hovland, Viktor (70.75)

Year	1st	2nd	3rd	4th	Total	Finish	Money
2020	67	75	72	69	283	T59	35,250.00
TOTAL							\$35,250.00

Howell, David (72.15)

Year	1st	2nd	3rd	4th	Total	Finish	Money
2005	70	68	70	69	277	T6	200,000.00
2006	67	79	71	74	291	T59	37,500.00
2007	74	77	75	70	296	T61	36,750.00
2008	70	75	70	77	292	T73	32,500.00
2014	69	71	71	76	287	T52	49,625.00
TOTAL							\$356,375.00

Howell III, Charles (70.35)

Year	1st	2nd	3rd	4th	Total	Finish	Money
2003	72	68	74	66	280	T21	52,500.00
2004	71	67	68	70	276	T9	116,000.00
2007	72	76	70	72	290	T39	51,000.00
2008	68	70	70	72	280	T27	60,000.00
2009	71	72	68	70	281	T29	67,000.00
TOTAL							\$346,500.00

Hughes, Mackenzie (70.88)

Year	1st	2nd	3rd	4th	Total	Finish	Money
2017	74	74	73	68	289	T66	45,750.00
2020	68	71	70	69	278	T44	49,000.00
TOTAL							\$94,750.00

Hurley III, Billy (71.50)

Year	1st	2nd	3rd	4th	Total	Finish	Money
2016	69	75	69	73	286	T36	73,500.00
TOTAL							\$73,500.00

Huston, John (72.00)

Year	1st	2nd	3rd	4th	Total	Finish	Money
1999	69	71	70	78	288	T33	34,000.00
TOTAL							\$34,000.00

Ichihara, Kodai (72.38)

Year	1st	2nd	3rd	4th	Total	Finish	Money
2018	73	74	78	68	293	T69	47,000.00
2019	71	70	75	70	286	T55	59,500.00
TOTAL							\$106,500.00

Igarashi, Yuji (75.50)

Year	1st	2nd	3rd	4th	Total	Finish	Money
2009	74	83	73	72	302	78	35,750.00
TOTAL							\$35,750.00

Ikeda, Yuta (73.38)

Year	1st	2nd	3rd	4th	Total	Finish	Money
2010	72	76	69	73	290	T69	39,250.00
2011	74	72	77	74	297	75	36,500.00
TOTAL							\$75,750.00

Ilonen, Mikko (72.67)

Year	1st	2nd	3rd	4th	Total	Finish	Money
2013	73	73	73	74	293	T65	42,800.00
2014	75	74	73	72	294	T66	43,375.00
2015	74	73	70	68	285	T45	55,000.00
TOTAL							\$141,175.00

Im, Sungjae (69.25)

Year	1st	2nd	3rd	4th	Total	Finish	Money
2020	67	68	69	73	277	T35	56,111.11
TOTAL							\$56,111.11

Imahira, Shugo (69.25)

Year	1st	2nd	3rd	4th	Total	Finish	Money
2019	65	69	71	72	277	T27	86,250.00
TOTAL							\$86,250.00

Immelman, Trevor (70.54)

Year	1st	2nd	3rd	4th	Total	Finish	Money
2003	70	68	70	68	276	T9	116,750.00
2004	73	69	72	69	283	T32	51,000.00
2005	73	71	71	66	281	T19	77,000.00
2006	69	70	68	70	277	T13	95,000.00
2007	73	76	69	71	289	T36	53,500.00
2008	75	64	68	74	281	T36	52,000.00
2009	70	70	74	74	288	T60	42,750.00
TOTAL							\$488,000.00

FedEx St. Jude Invitational Individual Player Records

Ishikawa, Ryo (69.83)

Year	1st	2nd	3rd	4th	Total	Finish	Money
2010	71	73	72	68	284	T53	47,250.00
2011	67	68	64	69	268	T4	332,500.00
2012	71	72	70	73	286	T50	49,000.00
TOTAL							\$428,750.00

Izawa, Toshimitsu (70.00)

Year	1st	2nd	3rd	4th	Total	Finish	Money
2002	65	73	73	71	282	T24	45,000.00
2003	70	71	68	69	278	T14	75,000.00
TOTAL							\$120,000.00

Jacobsen, Peter (69.50)

Year	1st	2nd	3rd	4th	Total	Finish	Money
2003	73	64	71	70	278	T14	75,000.00
TOTAL							\$75,000.00

Jacobson, Freddie (71.10)

Year	1st	2nd	3rd	4th	Total	Finish	Money
2003	75	71	77	73	296	84	20,750.00
2004	69	72	68	74	283	T32	51,000.00
2008	71	71	70	73	285	T56	40,000.00
2011	68	66	67	71	272	T11	117,333.33
2012	71	73	73	69	286	T50	49,000.00
TOTAL							\$278,083.33

Jacquelin, Raphael (75.50)

Year	1st	2nd	3rd	4th	Total	Finish	Money
2007	71	77	73	81	302	T77	31,750.00
TOTAL							\$31,750.00

Jaidee, Thongchai (72.21)

Year	1st	2nd	3rd	4th	Total	Finish	Money
2004	71	71	76	65	283	T32	51,000.00
2005	73	76	72	72	293	T58	36,500.00
2007	73	76	73	71	293	T46	44,500.00
2009	71	74	70	73	288	T60	42,750.00
2012	73				73	W/D	0.00
2014	70	74	71	72	287	T52	49,625.00
2015	73	71	73	72	289	T57	45,750.00
2017	71	68	76	73	288	T63	46,500.00
TOTAL							\$316,625.00

Janewattananond, Jazz (70.75)

Year	1st	2nd	3rd	4th	Total	Finish	Money
2020	75	71	68	69	283	T59	35,250.00
TOTAL							\$35,250.00

Janzen, Lee (71.75)

Year	1st	2nd	3rd	4th	Total	Finish	Money
1999	71	70	72	74	287	T30	37,000.00
TOTAL							\$37,000.00

Jiménez, Miguel Angel (70.96)

Year	1st	2nd	3rd	4th	Total	Finish	Money
1999	72	70	70	74	286	T27	41,333.34
2000	69	74	72	73	288	36	31,000.00
2001	70	72	74	76	292	T36	30,000.00
2004	71	70	72	69	282	T27	58,000.00
2005	76	75	73	67	291	57	38,500.00
2006	70	72	77	70	289	T54	39,500.00
2008	70	66	70	69	275	T10	133,000.00
2009	68	72	66	68	274	T6	214,333.33
2010	69	67	70	73	279	T22	72,000.00
2011	73	73	74	73	293	T2	38,000.00
2013	71	69	65	69	274	T4	321,666.67
2014	69	69	72	73	283	T45	57,500.00
TOTAL							\$1,074,833.34

Johnson, Dustin (69.43)

Year	1st	2nd	3rd	4th	Total	Finish	Money
2009	70	71	70	69	280	T22	74,428.57
2010	72	65	68	71	276	15	96,000.00
2011	73	69	70	71	283	T48	49,300.00
2012	69	68	73	68	278	T19	82,000.00
2013	72	69	75	67	283	T33	68,000.00
2015	69	67	75	76	287	T53	48,166.66
2016	69	73	66	66	274	1	1,620,000.00
2017	68	75	68	66	277	T17	95,500.00
2018	69	71	66	64	270	T3	510,000.00
2019	69	69	69	68	275	T20	113,500.00
2020	69	68	68	67	272	T12	166,666.67
TOTAL							\$2,923,561.90

Johnson, Zach (69.55)

Year	1st	2nd	3rd	4th	Total	Finish	Money
2004	65	73	73	70	281	T22	65,000.00
2005	70	70	69	69	278	T9	135,000.00
2006	71	68	72	73	284	T36	50,500.00
2007	71	65	76	72	284	T11	115,333.34
2008	67	68	72	71	278	T16	82,625.00
2009	67	70	69	72	278	T15	91,125.00
2010	70	70	71	69	280	T33	63,500.00
2011	70	68	64	68	270	T6	215,000.00
2012	68	73	68	74	283	T40	59,000.00
2013	69	70	68	67	274	T4	321,666.67
2014	70	70	68	69	277	T23	82,000.00
2015	70	70	71	71	282	T33	67,500.00
2016	72	74	69	65	280	T10	167,750.00
2017	69	67	65	68	269	2	1,045,000.00
2018	69	70	67	69	275	T17	104,250.00
TOTAL							\$2,665,250.01

Johnston, Andrew (72.25)

Year	1st	2nd	3rd	4th	Total	Finish	Money
2016	70	78	72	69	289	T42	66,500.00
TOTAL							\$66,500.00

Jones, Brendan (70.25)

Year	1st	2nd	3rd	4th	Total	Finish	Money
2008	69	73	69	70	281	T36	52,000.00
TOTAL							\$52,000.00

Jones, Matt (70.33)

Year	1st	2nd	3rd	4th	Total	Finish	Money
2014	70	70	69	70	279	T31	69,500.00
2016	74	70	69	69	282	T16	105,200.00
2020	71	72	69	71	283	T59	35,250.00
TOTAL							\$209,950.00

Jonzon, Michael (74.50)

Year	1st	2nd	3rd	4th	Total	Finish	Money
2010	76	74	76	72	298	T78	35,875.00
TOTAL							\$35,875.00

Kang, Anthony (70.50)

Year	1st	2nd	3rd	4th	Total	Finish	Money
2009	71	76	66	69	282	T36	60,000.00
TOTAL							\$60,000.00

Kang, Sung (71.13)

Year	1st	2nd	3rd	4th	Total	Finish	Money
2019	69	75	73	74	291	60	55,000.00
2020	65	69	72	72	278	T44	49,000.00
TOTAL							\$104,000.00

Kapur, Shiv (73.25)

Year	1st	2nd	3rd	4th	Total	Finish	Money
2006	72	75	72	74	293	65	35,000.00
TOTAL							\$35,000.00

FedEx St. Jude Invitational Individual Player Records

Karlsson, Robert (71.96)

Year	1st	2nd	3rd	4th	Total	Finish	Money
2003	72	72	77	73	294	T77	22,000.00
2006	75	70	73	74	292	T62	36,000.00
2007	76	72	72	78	298	T69	33,500.00
2008	71	67	71	70	279	T20	71,000.00
2010	71	74	73	71	289	T65	40,750.00
2011	68	65	72	70	275	T17	89,500.00
TOTAL							\$292,750.00

Katayama, Shingo (73.13)

Year	1st	2nd	3rd	4th	Total	Finish	Money
2007	71	73	75	74	293	T46	44,500.00
2009	74	72	73	73	292	T72	37,500.00
TOTAL							\$82,000.00

Kaufman, Smylie (71.00)

Year	1st	2nd	3rd	4th	Total	Finish	Money
2016	75	68	71	70	284	T27	80,666.66
TOTAL							\$80,666.66

Kaye, Jonathan (70.63)

Year	1st	2nd	3rd	4th	Total	Finish	Money
2003	68	69	65	70	272	2	550,000.00
2004	71	75	72	75	293	T65	30,750.00
TOTAL							\$580,750.00

Kaymer, Martin (70.78)

Year	1st	2nd	3rd	4th	Total	Finish	Money
2008	72	79	68	70	289	T68	34,500.00
2009	72	74	72	70	288	T60	42,750.00
2010	72	67	69	71	279	T22	72,000.00
2011	69	70	73	67	279	T29	68,500.00
2012	68	72	72	69	281	T29	68,000.00
2013	74	67	69	66	276	T9	145,750.00
2014	77	68	72	71	288	T56	47,750.00
2015	70	71	71	73	285	T45	55,000.00
TOTAL							\$534,250.00

Kelly, Jerry (71.90)

Year	1st	2nd	3rd	4th	Total	Finish	Money
2002	75	79	74	73	301	T77	25,250.00
2003	68	71	76	73	288	T53	28,150.00
2004	69	73	64	73	279	T19	74,000.00
2007	73	71	74	75	293	T46	44,500.00
2009	71	65	69	72	277	T11	112,500.00
TOTAL							\$284,400.00

Khan, Simon (74.00)

Year	1st	2nd	3rd	4th	Total	Finish	Money
2010	73	71	74	78	296	T76	36,375.00
TOTAL							\$36,375.00

Kim, Anthony (71.58)

Year	1st	2nd	3rd	4th	Total	Finish	Money
2008	71	72	70	68	281	T36	52,000.00
2009	72	68	71	71	282	T36	60,000.00
2010	75	76	69	76	296	T76	36,375.00
TOTAL							\$148,375.00

Kim, K.T. (69.33)

Year	1st	2nd	3rd	4th	Total	Finish	Money
2011	66	72	66	66	270	T6	215,000.00
2012	67	67	74	71	279	T24	74,500.00
2016	74	67	70	72	283	T21	91,000.00
TOTAL							\$380,500.00

Kim, Si Woo (69.88)

Year	1st	2nd	3rd	4th	Total	Finish	Money
2017	73	69	71	73	286	T50	51,250.00
2018	64	68	72	69	273	T10	160,875.00
TOTAL							\$212,125.00

Kingston, James (72.88)

Year	1st	2nd	3rd	4th	Total	Finish	Money
2008	73	72	71	80	296	T78	31,500.00
2010	75	65	71	76	287	T63	42,250.00
TOTAL							\$73,750.00

Kirk, Chris (70.50)

Year	1st	2nd	3rd	4th	Total	Finish	Money
2014	69	73	72	67	281	T41	61,000.00
2016	75	69	73	66	283	T21	91,000.00
TOTAL							\$152,000.00

Kisner, Kevin (69.88)

Year	1st	2nd	3rd	4th	Total	Finish	Money
2015	73	69	73	68	283	T37	63,000.00
2016	69	70	72	71	282	T16	105,200.00
2017	67	73	73	66	279	T28	73,562.50
2018	74	68	68	71	281	T39	66,250.00
2019	77	67	66	67	277	T27	86,250.00
2020	70	68	72	65	275	T25	87,200.00
TOTAL							\$481,462.50

Kizzire, Patton (70.00)

Year	1st	2nd	3rd	4th	Total	Finish	Money
2018	68	67	74	71	280	T31	74,750.00
TOTAL							\$74,750.00

Kjeldsen, Søren (71.33)

Year	1st	2nd	3rd	4th	Total	Finish	Money
2009	72	70	75	73	290	T68	39,250.00
2015	69	73	69	66	277	T12	126,000.00
2016	72	76	70	71	289	T42	66,500.00
TOTAL							\$231,750.00

Knox, Russell (70.92)

Year	1st	2nd	3rd	4th	Total	Finish	Money
2016	74	75	75	72	296	54	56,000.00
2017	66	71	68	68	273	T5	268,500.00
2018	67	70	73	72	282	T48	59,250.00
TOTAL							\$383,750.00

Kodaira, Satoshi (72.08)

Year	1st	2nd	3rd	4th	Total	Finish	Money
2013	70	74	76	73	293	T65	42,800.00
2017	73	71	71	70	285	T47	57,000.00
2018	73	69	71	74	287	T63	49,750.00
TOTAL							\$149,550.00

Koepka, Brooks (67.85)

Year	1st	2nd	3rd	4th	Total	Finish	Money
2015	69	69	68	69	275	T6	219,000.00
2017	71	69	67	70	277	T17	95,500.00
2018	66	70	68	67	271	5	357,000.00
2019	68	67	64	65	264	1	1,745,000.00
2020	62	71	68	69	270	T2	695,000.00
TOTAL							\$3,111,500.00

Kokrak, Jason (69.50)

Year	1st	2nd	3rd	4th	Total	Finish	Money
2020	69	68	71	70	278	T44	49,000.00
TOTAL							\$49,000.00

Kuchar, Matt (69.40)

Year	1st	2nd	3rd	4th	Total	Finish	Money
2002	71	68	71	75	285	T38	37,250.00
2010	69	67	66	73	275	T9	125,833.33
2011	71	69	65	71	276	T19	85,000.00
2012	70	70	70	66	276	T8	128,750.00
2013	72	71	69	70	282	T27	73,500.00
2014	71	66	72	65	274	T12	115,000.00
2015	72	68	72	68	280	T25	74,666.67
2016	69	72	70	66	277	T3	449,250.00
2017	71	72	66	68	277	T17	95,500.00
2018	68	70	67	69	274	T14	128,250.00
2019	70	70	71	69	280	T43	70,000.00
2020	66	72	71	66	275	T25	87,200.00
TOTAL							\$1,470,200.00

Lahiri, Anirban (70.33)

Year	1st	2nd	3rd	4th	Total	Finish	Money
2015	77	72	67	71	287	T53	48,166.67
2016	68	74	73	70	285	T33	76,000.00
2018	65	70	69	68	272	T6	241,375.00
TOTAL							\$365,541.67

FedEx St. Jude Invitational Individual Player Records

Laird, Martin (69.81)

Year	1st	2nd	3rd	4th	Total	Finish	Money
2010	70	71	68	68	277	T16	90,000.00
2011	66	67	67	72	272	T11	117,333.33
2012	68	72	68	73	281	T29	68,000.00
2013	77	70	71	69	287	T48	53,000.00
TOTAL							\$328,333.33

Lam, Chih-Bing (74.75)

Year	1st	2nd	3rd	4th	Total	Finish	Money
2009	74	75	75	75	299	T76	36,250.00
TOTAL							\$36,250.00

Landry, Andrew (70.00)

Year	1st	2nd	3rd	4th	Total	Finish	Money
2018	70	67	74	73	284	T57	52,750.00
2020	70	72	66	68	276	T30	72,000.00
TOTAL							\$124,750.00

Lane, Barry (72.25)

Year	1st	2nd	3rd	4th	Total	Finish	Money
2004	67	77	73	72	289	T55	36,000.00
TOTAL							\$36,000.00

Langer, Bernhard (70.69)

Year	1st	2nd	3rd	4th	Total	Finish	Money
2001	69	67	68	73	277	T11	118,500.00
2002	70	70	75	70	285	T38	37,250.00
2003	71	73	65	68	277	T11	91,666.67
2004	74	69	75	74	292	T61	32,750.00
TOTAL							\$280,166.67

Lara, José Manuel (75.00)

Year	1st	2nd	3rd	4th	Total	Finish	Money
2007	71	77	77	75	300	T76	32,250.00
TOTAL							\$32,250.00

Larrazabal, Pablo (72.94)

Year	1st	2nd	3rd	4th	Total	Finish	Money
2008	72	75	71	76	294	T76	32,000.00
2011	66	76	74	79	295	T74	37,000.00
2014	71	74	77	70	292	T63	44,250.00
2015	72	70	69	75	286	T50	51,000.00
TOTAL							\$164,250.00

Lashley, Nate (68.75)

Year	1st	2nd	3rd	4th	Total	Finish	Money
2019	66	70	71	68	275	T20	113,500.00
TOTAL							\$113,500.00

Lawrence, Nicholas (74.00)

Year	1st	2nd	3rd	4th	Total	Finish	Money
2002	76	72	78	70	296	T68	27,250.00
TOTAL							\$27,250.00

Lawrie, Paul (71.55)

Year	1st	2nd	3rd	4th	Total	Finish	Money
1999	67	68	74	74	283	T21	66,000.00
2002	73	69	81	70	293	T65	28,125.00
2012	72	68	74	72	286	T50	49,000.00
2013	69	72	71	70	282	T27	73,500.00
2017	69	74	73	71	287	T60	47,500.00
TOTAL							\$264,125.00

Leaney, Stephen (71.75)

Year	1st	2nd	3rd	4th	Total	Finish	Money
2003	75	69	72	77	293	T71	23,375.00
2004	73	67	68	73	281	T22	65,000.00
TOTAL							\$88,375.00

Lee, Danny (71.83)

Year	1st	2nd	3rd	4th	Total	Finish	Money
2009	68	73	75	70	286	T51	46,500.00
2015	65	72	70	68	275	T6	219,000.00
2016	78	71	78	74	301	T56	54,000.00
TOTAL							\$319,500.00

Lehman, Tom (71.15)

Year	1st	2nd	3rd	4th	Total	Finish	Money
1999	67	72	67	75	281	T15	88,000.00
2000	71	74	70	70	285	T31	38,000.00
2002	72	70	69	74	285	T38	37,250.00
2005	73	71	75	68	287	T41	47,000.00
2006	72	69	73	71	285	T42	46,166.67
TOTAL							\$256,416.67

Leishman, Marc (70.03)

Year	1st	2nd	3rd	4th	Total	Finish	Money
2012	70	72	70	73	285	T45	53,000.00
2014	64	69	68	67	268	T3	522,000.00
2015	72	70	70	70	282	T33	67,500.00
2016	76	72	75	77	300	T55	55,000.00
2017	73	71	70	69	283	T41	63,000.00
2018	65	69	67	73	274	T14	128,250.00
2019	69	69	63	67	268	T3	602,000.00
2020	70	69	69	73	281	T52	40,000.00
TOTAL							\$1,530,750.00

Leonard, Justin (70.30)

Year	1st	2nd	3rd	4th	Total	Finish	Money
1999	73	68	69	72	282	T20	73,000.00
2000	66	67	71	66	270	T2	437,500.00
2002	70	74	69	70	283	T28	41,250.00
2003	75	69	69	68	281	T23	48,000.00
2004	73	71	72	72	288	T50	38,000.00
2005	72	66	71	72	281	T19	77,000.00
2006	70	69	72	72	283	T31	56,000.00
2007	73	67	71	72	283	T9	147,500.00
2008	68	70	70	71	279	T20	71,000.00
2009	70	71	70	73	284	T44	55,000.00
2010	68	66	69	76	279	T22	72,000.00
TOTAL							\$1,116,250.00

Levet, Thomas (71.67)

Year	1st	2nd	3rd	4th	Total	Finish	Money
2004	68	73	70	72	283	T32	51,000.00
2005	72	71	72	73	288	T46	43,500.00
2006	77	69	69	74	289	T54	39,500.00
TOTAL							\$134,000.00

Levy, Alexander (72.25)

Year	1st	2nd	3rd	4th	Total	Finish	Money
2014	72	71	77	69	289	T58	46,500.00
TOTAL							\$46,500.00

Lewis, J.L. (72.25)

Year	1st	2nd	3rd	4th	Total	Finish	Money
2004	73	71	73	72	289	T55	36,000.00
TOTAL							\$36,000.00

Lewis, Tom (71.38)

Year	1st	2nd	3rd	4th	Total	Finish	Money
2012	78	76	74	73	301	T74	41,000.00
2020	73	70	61	66	270	T2	695,000.00
TOTAL							\$736,000.00

Li, Haotong (70.50)

Year	1st	2nd	3rd	4th	Total	Finish	Money
2018	66	67	72	76	281	T39	66,250.00
2019	69	69	67	70	275	T20	113,500.00
2020	68	73	74	75	290	T75	30,625.00
TOTAL							\$210,375.00

Liang, Wen-Chong (74.63)

Year	1st	2nd	3rd	4th	Total	Finish	Money
2007	75	74	72	75	296	T61	36,750.00
2015	72	73	75	81	301	T75	41,125.00
TOTAL							\$77,875.00

FedEx St. Jude Invitational Individual Player Records

Lingmerth, David (69.13)

Year	1st	2nd	3rd	4th	Total	Finish	Money
2015	70	71	66	68	275	T6	219,000.00
2016	70	67	69	72	278	T7	233,333.33
TOTAL							\$452,333.33

Lipsky, David (74.00)

Year	1st	2nd	3rd	4th	Total	Finish	Money
2015	72	74	72	78	296	T73	41,750.00
TOTAL							\$41,750.00

List, Luke (69.25)

Year	1st	2nd	3rd	4th	Total	Finish	Money
2018	65	68	71	73	277	T24	87,250.00
TOTAL							\$87,250.00

Lonard, Peter (70.71)

Year	1st	2nd	3rd	4th	Total	Finish	Money
2002	70	71	72	67	280	T19	50,400.00
2003	70	73	72	66	281	T23	48,000.00
2004	71	69	76	67	283	T32	51,000.00
2005	74	71	68	73	286	T36	52,000.00
2006	74	73	77	72	296	T71	31,750.00
2007	70	70	73	68	281	T4	310,000.00
2008	69	66	72	66	273	T6	220,000.00
TOTAL							\$763,150.00

Long, Adam (69.00)

Year	1st	2nd	3rd	4th	Total	Finish	Money
2019	71	70	67	68	276	T24	103,000.00
TOTAL							\$103,000.00

Love III, Davis (69.66)

Year	1st	2nd	3rd	4th	Total	Finish	Money
1999	68	69	70	72	279	T10	129,000.00
2000	75	72	70	70	287	35	32,500.00
2001	68	68	70	68	274	T5	201,666.67
2002	66	74	69	69	278	T11	78,750.00
2003	66	70	68	69	273	3	360,000.00
2004	68	68	72	66	274	T4	282,500.00
2005	67	73	69	70	279	T13	94,400.00
2006	67	65	70	71	273	T4	246,250.00
2007	74	65	74	69	282	T6	202,000.00
2009	72	66	73	68	279	T19	83,000.00
2016	78				78	W/D	0.00
TOTAL							\$1,710,066.67

Lowery, Steve (69.38)

Year	1st	2nd	3rd	4th	Total	Finish	Money
2002	67	65	73	71	276	8	120,000.00
2008	75	67	70	67	279	T20	71,000.00
TOTAL							\$191,000.00

Lowry, Shane (70.65)

Year	1st	2nd	3rd	4th	Total	Finish	Money
2009	78	78	72	72	300	T77	36,000.00
2013	72	76	70	69	287	T48	53,000.00
2015	70	66	67	66	269	1	1,570,000.00
2016	76	72	70	68	286	T36	73,500.00
2020	68	69	67	67	271	T6	268,333.33
TOTAL							\$2,000,833.33

Luiten, Joost (71.83)

Year	1st	2nd	3rd	4th	Total	Finish	Money
2012	72	71	77	69	289	T63	43,500.00
2014	73	73	71	71	288	T56	47,750.00
2015	70	72	70	73	285	T45	55,000.00
TOTAL							\$146,250.00

Lynn, David (73.25)

Year	1st	2nd	3rd	4th	Total	Finish	Money
2013	71	73	73	71	288	T53	48,875.00
2014	76	72	75	75	298	T69	42,625.00
TOTAL							\$91,500.00

MacIntyre, Robert (70.75)

Year	1st	2nd	3rd	4th	Total	Finish	Money
2020	71	73	69	70	283	T59	35,250.00
TOTAL							\$35,250.00

Maggert, Jeff (71.00)

Year	1st	2nd	3rd	4th	Total	Finish	Money
1999	71	67	69	71	278	T7	154,000.00
2000	72	69	73	69	283	T24	52,333.33
2006	75	70	75	71	291	T59	37,500.00
TOTAL							\$243,833.33

Mahan, Hunter (70.03)

Year	1st	2nd	3rd	4th	Total	Finish	Money
2007	67	73	71	76	287	T22	66,250.00
2008	71	66	70	68	275	T10	133,000.00
2009	68	69	70	66	273	T4	332,000.00
2010	71	67	66	64	268	1	1,400,000.00
2011	71	69	72	69	281	T37	58,500.00
2012	73	73	69	72	287	T55	46,500.00
2014	71	65	71	68	275	T15	97,500.00
2015	74	79	72	70	295	T72	42,000.00
TOTAL							\$2,175,750.00

Manassero, Matteo (71.13)

Year	1st	2nd	3rd	4th	Total	Finish	Money
2011	70	72	67	72	281	T37	58,500.00
2013	71	70	74	73	288	T53	48,875.00
TOTAL							\$107,375.00

Marksaeng, Prayad (71.38)

Year	1st	2nd	3rd	4th	Total	Finish	Money
2008	70	73	73	73	289	T68	34,500.00
2009	66	70	72	74	282	T36	60,000.00
TOTAL							\$94,500.00

Martin, Ben (72.25)

Year	1st	2nd	3rd	4th	Total	Finish	Money
2015	75	71	72	71	289	T57	45,750.00
TOTAL							\$45,750.00

Maruyama, Daisuke (74.25)

Year	1st	2nd	3rd	4th	Total	Finish	Money
2014	73	73	73	78	297	68	43,000.00
TOTAL							\$43,000.00

Maruyama, Shigeki (70.75)

Year	1st	2nd	3rd	4th	Total	Finish	Money
1999	72	67	70	68	277	6	179,000.00
2000	71	70	68	69	278	T15	95,500.00
2001	68	75	73	73	289	T31	38,000.00
2002	69	72	69	74	284	T36	38,750.00
2004	69	68	72	73	282	T27	58,000.00
2005	75	70	71	72	288	T46	43,500.00
TOTAL							\$452,750.00

Matsumura, Michio (73.00)

Year	1st	2nd	3rd	4th	Total	Finish	Money
2016	79	74	70	69	292	T49	60,500.00
TOTAL							\$60,500.00

Matsuyama, Hideki (69.56)

Year	1st	2nd	3rd	4th	Total	Finish	Money
2013	72	68	70	71	281	T21	81,166.67
2014	70	71	65	68	274	T12	115,000.00
2015	69	75	73	66	283	T37	63,000.00
2016	70	79	73	67	289	T42	66,500.00
2017	69	67	67	61	264	1	1,660,000.00
2018	67	72	70	72	281	T39	66,250.00
2019	65	71	72	72	280	T43	70,000.00
2020	68	71	67	68	274	T20	106,200.00
TOTAL							\$2,228,116.67

Matteson, Troy (72.00)

Year	1st	2nd	3rd	4th	Total	Finish	Money
2007	71	74	73	76	294	T51	42,000.00
2010	72	70	69	71	282	T44	54,500.00
TOTAL							\$96,500.00

Mattiace, Len (70.75)

Year	1st	2nd	3rd	4th	Total	Finish	Money
2002	69	72	72	71	284	T36	38,750.00
2003	72	69	69	72	282	T30	43,000.00
TOTAL							\$81,750.00

FedEx St. Jude Invitational Individual Player Records

McCarron, Scott (75.00)

Year	1st	2nd	3rd	4th	Total	Finish	Money
2002	74	74	77	75	300	T75	25,625.00
TOTAL							\$25,625.00

McDowell, Graeme (70.48)

Year	1st	2nd	3rd	4th	Total	Finish	Money
2002	72	69	73	74	288	T52	31,250.00
2008	70	71	73	71	285	T56	40,000.00
2009	73	71	71	70	285	T45	51,500.00
2010	66	73	68	72	279	T22	72,000.00
2011	71	72	75	71	289	65	41,500.00
2012	70	67	70	72	279	T24	74,500.00
2013	71	71	71	72	285	T40	61,500.00
2014	71	70	66	66	273	T8	170,000.00
2015	66	71	69	73	279	T17	88,500.00
2020	68	70	70	69	277	T35	56,111.11
TOTAL							\$686,861.11

McGinley, Paul (71.53)

Year	1st	2nd	3rd	4th	Total	Finish	Money
2000	71	72	71	67	281	23	60,000.00
2001	68	73	71	72	284	26	51,000.00
2002	79	69	73	74	295	67	27,750.00
2003	70	71	73	75	289	T58	27,000.00
2004	73	72	69	72	286	T46	40,750.00
2005	71	66	67	72	276	T3	353,666.66
2006	77	75	70	72	294	T66	34,250.00
2007	72	74	73	71	290	T39	51,000.00
2008	70	67	72	71	280	T27	60,000.00
TOTAL							\$705,416.66

McGirt, William (69.50)

Year	1st	2nd	3rd	4th	Total	Finish	Money
2016	64	74	70	70	278	T7	233,333.34
TOTAL							\$233,333.34

McGowan, Ross (71.25)

Year	1st	2nd	3rd	4th	Total	Finish	Money
2010	71	69	70	75	285	T55	46,000.00
TOTAL							\$46,000.00

McIlroy, Rory (68.68)

Year	1st	2nd	3rd	4th	Total	Finish	Money
2009	75	70	71	74	290	T68	39,250.00
2010	68	69	69	69	275	T9	125,833.33
2011	68	68	67	67	270	T6	215,000.00
2012	70	67	67	68	272	T5	276,500.00
2013	70	71	69	72	282	T27	73,500.00
2014	69	64	66	66	265	1	1,530,000.00
2017	67	69	68	69	273	T5	268,500.00
2018	65	67	67	73	272	T6	241,375.00
2019	69	67	62	71	269	T4	384,333.33
2020	73	66	73	67	279	T47	46,500.00
TOTAL							\$3,200,791.66

McLardy, Andrew (73.75)

Year	1st	2nd	3rd	4th	Total	Finish	Money
2004	73	83	69	70	295	71	28,500.00
TOTAL							\$28,500.00

Mediate, Rocco (71.67)

Year	1st	2nd	3rd	4th	Total	Finish	Money
2002	68	69	73	72	282	T24	45,000.00
2003	78	73	69	74	294	T77	22,000.00
2008	68	73	71	72	284	T52	42,250.00
TOTAL							\$109,250.00

Merrick, John (70.00)

Year	1st	2nd	3rd	4th	Total	Finish	Money
2013	72	66	70	72	280	T19	89,000.00
TOTAL							\$89,000.00

Merritt, Troy (75.50)

Year	1st	2nd	3rd	4th	Total	Finish	Money
2015	82	75	70	75	302	77	40,750.00
TOTAL							\$40,750.00

Micheel, Shaun (71.13)

Year	1st	2nd	3rd	4th	Total	Finish	Money
2003	71	69	70	71	281	T23	48,000.00
2004	71	72	73	72	288	T50	38,000.00
TOTAL							\$86,000.00

Mickelson, Phil (70.33)

Year	1st	2nd	3rd	4th	Total	Finish	Money
1999	69	67	70	65	271	2	510,000.00
2000	66	66	69	70	271	T4	243,333.33
2001	67	66	70	72	275	T8	147,500.00
2002	66	69	71	71	277	T9	105,000.00
2003	68	73	70	70	281	T23	48,000.00
2004	70	75	68	72	285	T43	43,000.00
2005	69	72	75	74	290	T51	40,250.00
2006	74	74	68	73	289	T54	39,500.00
2007	74	72	74	73	293	T46	44,500.00
2008	68	66	68	70	272	T4	310,000.00
2009	70	69	75	73	287	T58	44,250.00
2010	66	68	71	78	283	T46	50,214.28
2011	67	73	71	72	283	T48	49,300.00
2012	71	69	73	71	284	T43	56,500.00
2013	72	71	67	71	281	T21	81,166.66
2014	71	73	69	62	275	T15	97,500.00
2015	76	70	71	74	291	T63	43,875.00
2016	73	70	73	68	284	T27	80,666.67
2017	71	72	72	67	282	T39	65,500.00
2018	66	69	72	70	277	T24	87,250.00
2019	68	73	73	74	288	57	58,000.00
2020	67	70	66	67	270	T2	695,000.00
TOTAL							\$2,940,305.94

Mitchell, Keith (69.50)

Year	1st	2nd	3rd	4th	Total	Finish	Money
2019	73	70	71	64	278	39	76,000.00
TOTAL							\$76,000.00

Miyamoto, Katsumasa (70.00)

Year	1st	2nd	3rd	4th	Total	Finish	Money
2010	71	72	62	75	280	T33	63,500.00
TOTAL							\$63,500.00

Molinari, Edoardo (70.63)

Year	1st	2nd	3rd	4th	Total	Finish	Money
2010	71	71	70	73	285	T55	46,000.00
2011	72	66	70	72	280	T33	64,500.00
TOTAL							\$110,500.00

Molinari, Francesco (70.38)

Year	1st	2nd	3rd	4th	Total	Finish	Money
2010	70	72	71	68	281	T39	58,000.00
2011	73	64	68	69	274	T15	95,500.00
2012	74	70	69	70	283	T40	59,000.00
2013	70	70	72	74	286	T44	57,500.00
2014	67	70	73	69	279	T31	69,500.00
2015	69	74	74	73	290	T61	44,625.00
2017	71	73	69	65	278	T24	82,000.00
2018	70	72	70	69	281	T39	66,250.00
TOTAL							\$532,375.00

Montgomerie, Colin (70.88)

Year	1st	2nd	3rd	4th	Total	Finish	Money
1999	69	75	67	76	287	T30	37,000.00
2000	71	69	66	67	273	T8	147,500.00
2001	66	71	66	70	273	4	300,000.00
2002	71				71	W/D	0.00
2003	68	70	70	73	281	T23	48,000.00
2004	69	71	75	75	290	T58	34,500.00
2005	70	72	68	68	278	T9	135,000.00
2007	71	72	73	75	291	T41	48,000.00
2008	72	71	76	76	295	77	31,750.00
TOTAL							\$781,750.00

FedEx St. Jude Invitational Individual Player Records

Moore, Ryan (69.75)

Year	1st	2nd	3rd	4th	Total	Finish	Money
2010	70	68	70	69	277	T16	90,000.00
2011	66	66	74	72	278	T23	75,250.00
2013	66	74	70	73	283	T33	68,000.00
2014	65	73	68	67	273	T8	170,000.00
2015	71	71	69	73	284	T42	59,000.00
2017	73	69	68	69	279	T28	73,562.50
TOTAL							\$535,812.50

Morikawa, Collin (68.50)

Year	1st	2nd	3rd	4th	Total	Finish	Money
2020	70	71	67	66	274	T20	106,200.00
TOTAL							\$106,200.00

Moseley, Jarrod (73.75)

Year	1st	2nd	3rd	4th	Total	Finish	Money
2003	76	74	72	73	295	T82	21,125.00
TOTAL							\$21,125.00

Muto, Toshinori (72.75)

Year	1st	2nd	3rd	4th	Total	Finish	Money
2012	73	71	73	74	291	T67	42,625.00
TOTAL							\$42,625.00

Na, Kevin (70.56)

Year	1st	2nd	3rd	4th	Total	Finish	Money
2003	71	80	69	73	293	T71	23,375.00
2012	72	76	72	69	289	T63	43,500.00
2014	71	73	66	67	277	T23	82,000.00
2015	69	70	71	68	278	T15	109,000.00
2016	71	69	71	73	284	T27	80,666.66
2018	65	72	70	73	280	T31	74,750.00
2019	70	66	70	74	280	T43	70,000.00
2020	72	64	74	67	277	T35	56,111.11
TOTAL							\$539,402.77

Niemann, Joaquin (70.25)

Year	1st	2nd	3rd	4th	Total	Finish	Money
2020	73	73	68	67	281	T52	40,000.00
TOTAL							\$40,000.00

Nobilo, Frank (72.50)

Year	1st	2nd	3rd	4th	Total	Finish	Money
1999	73	69	75	73	290	38	30,000.00
TOTAL							\$30,000.00

Noh, Seung-Yul (70.00)

Year	1st	2nd	3rd	4th	Total	Finish	Money
2014	69	69	70	72	280	T37	64,500.00
TOTAL							\$64,500.00

Noren, Alex (70.05)

Year	1st	2nd	3rd	4th	Total	Finish	Money
2010	69	69	70	76	284	T53	47,250.00
2011	69	73	70	72	284	T53	46,500.00
2017	69	68	74	68	279	T28	73,562.50
2018	70	73	66	71	280	T31	74,750.00
2019	66	69	66	73	274	T12	143,625.00
TOTAL							\$385,687.50

Norman, Greg (71.81)

Year	1st	2nd	3rd	4th	Total	Finish	Money
1999	70	75	66	74	285	T25	50,000.00
2000	68	71	76	70	285	T31	38,000.00
2001	65	71	74	80	290	35	33,000.00
2002	69	74	73	73	289	T55	30,500.00
TOTAL							\$151,500.00

Norris, Shaun (72.75)

Year	1st	2nd	3rd	4th	Total	Finish	Money
2017	71	77	73	71	292	71	44,750.00
2020	73	76	72	69	290	T75	30,625.00
TOTAL							\$75,375.00

O'Hair, Sean (70.75)

Year	1st	2nd	3rd	4th	Total	Finish	Money
2005	70	74	73	73	290	T51	40,250.00
2008	68	67	73	68	276	T12	111,000.00
2009	69	72	76	74	291	T70	38,250.00
2010	67	70	64	71	272	5	295,000.00
2011	72	72	69	73	286	T59	43,750.00
TOTAL							\$528,250.00

O'Hern, Nick (71.35)

Year	1st	2nd	3rd	4th	Total	Finish	Money
2005	68	73	72	71	284	T28	60,200.00
2006	72	69	71	71	283	T31	56,000.00
2007	72	72	75	76	295	T56	39,500.00
2008	70	68	71	71	280	T27	60,000.00
2009	72	67	71	75	285	T45	51,500.00
TOTAL							\$267,200.00

O'Meara, Mark (72.08)

Year	1st	2nd	3rd	4th	Total	Finish	Money
1999	73	70	71	71	285	T25	50,000.00
2000	71	71	70	72	284	T27	44,000.00
2004	71	72	77	76	296	T72	27,750.00
TOTAL							\$121,750.00

Oberholser, Arron (70.00)

Year	1st	2nd	3rd	4th	Total	Finish	Money
2006	70	71	69	65	275	T10	120,000.00
2007	68	74	72	71	285	T14	86,583.33
TOTAL							\$206,583.33

Oda, Koumei (71.25)

Year	1st	2nd	3rd	4th	Total	Finish	Money
2015	68	77	69	71	285	T45	55,000.00
TOTAL							\$55,000.00

Ogilvy, Geoff (71.03)

Year	1st	2nd	3rd	4th	Total	Finish	Money
2005	74	74	70	69	287	T41	47,000.00
2006	69	76	70	69	284	T36	50,500.00
2007	73	71	72	78	294	T51	42,000.00
2008	71	67	79	72	289	T68	34,500.00
2009	69	71	67	73	280	T22	74,428.57
2010	71	67	68	73	279	T22	72,000.00
2011	68	70	76	67	281	T37	58,500.00
2012	67	70	72	70	279	T24	74,500.00
TOTAL							\$453,428.57

Olazábal, José María (71.92)

Year	1st	2nd	3rd	4th	Total	Finish	Money
1999	70	80	69	73	292	40	28,000.00
2000	67	73	69	65	274	T10	125,000.00
2002	71	68	75	73	287	T47	32,550.00
2005	72	68	66	72	278	T9	135,000.00
2006	68	70	74	69	281	T22	68,000.00
2007	77	80	78	79	314	82	30,750.00
TOTAL							\$419,300.00

Olesen, Thorbjørn (69.31)

Year	1st	2nd	3rd	4th	Total	Finish	Money
2013	73	69	72	73	287	T48	53,000.00
2017	73	70	67	65	275	T10	154,666.67
2018	71	67	68	64	270	T3	510,000.00
2019	66	71	65	75	277	T27	86,250.00
TOTAL							\$803,916.67

FedEx St. Jude Invitational Individual Player Records

Oosthuizen, Louis (69.78)

Year	1st	2nd	3rd	4th	Total	Finish	Money
2010	72	70	68	65	275	T9	125,833.34
2011	71	71	70	69	281	T37	58,500.00
2012	67	65	68	69	269	4	365,000.00
2014	75	73	67	75	290	61	45,500.00
2015	72	70	72	70	284	T42	59,000.00
2016	71	76	67	69	283	T21	91,000.00
2017	74	72	67	73	286	T50	51,250.00
2018	68	66	69	74	277	T24	87,250.00
2019	73	69	66	67	275	T20	113,500.00
2020	68	67	68	68	271	T6	268,333.33
TOTAL							\$1,265,166.67

Ormsby, Wade (70.25)

Year	1st	2nd	3rd	4th	Total	Finish	Money
2018	69	71	68	73	281	T39	66,250.00
TOTAL							\$66,250.00

Orr, Gary (71.00)

Year	1st	2nd	3rd	4th	Total	Finish	Money
2000	70	68	72	74	284	T27	44,000.00
TOTAL							\$44,000.00

Otto, Hennie (71.83)

Year	1st	2nd	3rd	4th	Total	Finish	Money
2003	72	69	75	78	294	T77	22,000.00
2010	73	72	72	72	289	T65	40,750.00
2011	69	66	75	69	279	T29	68,500.00
TOTAL							\$131,250.00

Overton, Jeff (70.63)

Year	1st	2nd	3rd	4th	Total	Finish	Money
2010	67	70	67	69	273	T6	227,500.00
2011	72	73	73	74	292	T68	39,250.00
TOTAL							\$266,750.00

Ozaki, Naomichi (74.00)

Year	1st	2nd	3rd	4th	Total	Finish	Money
1999	75	74	75	72	296	41	27,000.00
TOTAL							\$27,000.00

Palmer, Ryan (69.56)

Year	1st	2nd	3rd	4th	Total	Finish	Money
2005	72	68	67	69	276	T3	353,666.66
2010	70	68	63	69	270	2	840,000.00
2015	74	75	73	72	294	T70	42,375.00
2020	69	69	71	64	273	T15	131,400.00
TOTAL							\$1,367,441.66

Pampling, Rod (71.29)

Year	1st	2nd	3rd	4th	Total	Finish	Money
2004	68	67	70	72	277	T14	87,500.00
2005	71	70	71	67	279	T13	94,400.00
2006	75	71	71	69	286	T45	44,500.00
2007	71	73	74	67	285	T14	86,583.34
2008	69	71	75	70	285	T56	40,000.00
2017	73	70	76	80	299	T74	43,875.00
TOTAL							\$396,858.34

Pan, C.T. (71.13)

Year	1st	2nd	3rd	4th	Total	Finish	Money
2019	72	70	70	69	281	T48	66,000.00
2020	72	74	70	72	288	T72	31,375.00
TOTAL							\$97,375.00

Paratore, Renato (71.00)

Year	1st	2nd	3rd	4th	Total	Finish	Money
2017	71	68	74	71	284	T44	60,000.00
TOTAL							\$60,000.00

Park, Jae-bum (73.50)

Year	1st	2nd	3rd	4th	Total	Finish	Money
2011	73	72	77	72	294	73	37,500.00
TOTAL							\$37,500.00

Parnevik, Jesper (72.31)

Year	1st	2nd	3rd	4th	Total	Finish	Money
1999	75	69	66	76	286	T27	41,333.33
2002	76	74	73	74	297	T71	26,625.00
2003	69	72	75	77	293	T71	23,375.00
2004	69	72	70	70	281	T22	65,000.00
TOTAL							\$156,333.33

Parry, Craig (71.54)

Year	1st	2nd	3rd	4th	Total	Finish	Money
1999	71	66	69	69	275	T3	327,500.00
2002	72	65	66	65	268	1	1,000,000.00
2003	69	75	71	76	291	T64	25,500.00
2004	79	69	71	74	293	T65	30,750.00
2005	79	71	73	70	293	T58	36,500.00
2008	70	75	75	77	297	79	31,250.00
TOTAL							\$1,451,500.00

Pate, Steve (71.50)

Year	1st	2nd	3rd	4th	Total	Finish	Money
1999	69	71	68	72	280	T12	109,000.00
2000	75	73	69	75	292	37	29,500.00
TOTAL							\$138,500.00

Pavin, Corey (71.75)

Year	1st	2nd	3rd	4th	Total	Finish	Money
2006	74	73	68	72	287	T48	43,250.00
TOTAL							\$43,250.00

Pepperell, Eddie (71.00)

Year	1st	2nd	3rd	4th	Total	Finish	Money
2019	70	74	66	74	284	T51	63,000.00
TOTAL							\$63,000.00

Perez, Pat (71.42)

Year	1st	2nd	3rd	4th	Total	Finish	Money
2009	70	72	66	72	280	T22	74,428.57
2017	72	75	75	68	290	69	45,250.00
2018	68	70	73	76	287	T63	49,750.00
TOTAL							\$169,428.57

Perez, Victor (71.00)

Year	1st	2nd	3rd	4th	Total	Finish	Money
2020	73	71	70	70	284	T65	33,250.00
TOTAL							\$33,250.00

Perks, Craig (71.50)

Year	1st	2nd	3rd	4th	Total	Finish	Money
2002	68	70	73	75	286	T42	35,000.00
TOTAL							\$35,000.00

Perry, Kenny (70.50)

Year	1st	2nd	3rd	4th	Total	Finish	Money
2002	67	70	73	72	282	T24	45,000.00
2003	72	76	68	72	288	T53	28,150.00
2004	72	75	69	66	282	T27	58,000.00
2005	70	69	64	74	277	T6	200,000.00
2006	73	70	66	73	282	T27	60,500.00
2007	69	69	71	75	284	T11	115,333.33
2008	74	69	73	72	288	T66	35,750.00
2009	69	71	66	71	277	T11	112,500.00
2010	66	73	68	71	278	T19	81,333.33
TOTAL							\$736,566.66

Petrovic, Tim (73.75)

Year	1st	2nd	3rd	4th	Total	Finish	Money
2005	80	73	69	73	295	66	34,000.00
TOTAL							\$34,000.00

Pettersson, Carl (71.35)

Year	1st	2nd	3rd	4th	Total	Finish	Money
2006	70	72	68	72	282	T27	60,500.00
2007	70	79	68	71	288	T30	58,000.00
2009	70	70	68	74	282	T36	60,000.00
2012	67	70	71	72	280	28	72,000.00
2013	72	73	73	77	295	70	42,000.00
TOTAL							\$292,500.00

FedEx St. Jude Invitational Individual Player Records

Piercy, Scott (70.25)

Year	1st	2nd	3rd	4th	Total	Finish	Money
2012	69	70	70	69	278	T19	82,000.00
2013	68	77	75	70	290	T59	45,750.00
2016	69	69	67	70	275	2	1,018,000.00
TOTAL							\$1,145,750.00

Pieters, Thomas (68.00)

Year	1st	2nd	3rd	4th	Total	Finish	Money
2017	65	70	66	71	272	4	422,000.00
TOTAL							\$422,000.00

Points, D.A. (70.75)

Year	1st	2nd	3rd	4th	Total	Finish	Money
2011	66	70	72	68	276	T19	85,000.00
2013	73	69	75	73	290	T59	45,750.00
TOTAL							\$130,750.00

Popovic, Daniel (78.50)

Year	1st	2nd	3rd	4th	Total	Finish	Money
2013	79	77	76	82	314	73	41,250.00
TOTAL							\$41,250.00

Poston, J.T. (69.00)

Year	1st	2nd	3rd	4th	Total	Finish	Money
2020	70	68	70	68	276	T30	72,000.00
TOTAL							\$72,000.00

Potter, Jr., Ted (72.63)

Year	1st	2nd	3rd	4th	Total	Finish	Money
2012	72	72	75	80	299	73	41,250.00
2018	70	66	75	71	282	T48	59,250.00
TOTAL							\$100,500.00

Poulter, Ian (70.41)

Year	1st	2nd	3rd	4th	Total	Finish	Money
2001	67	72	69	70	278	T13	100,500.00
2003	73	68	67	75	283	T33	38,583.33
2005	73	69	69	74	285	T33	56,000.00
2006	71	71	67	68	277	T13	95,000.00
2007	71	73	74	70	288	T30	58,000.00
2008	70	68	69	71	278	T16	82,625.00
2009	67	74	67	70	278	T15	91,125.00
2010	72	70	77	70	289	T65	40,750.00
2011	71	69	80	72	292	T68	39,250.00
2012	74	69	69	69	281	T29	68,000.00
2013	69	72	69	70	280	T19	89,000.00
2014	73	73	70	71	287	T52	49,625.00
2015	68	72	65	74	279	T17	88,500.00
2018	62	67	70	74	273	T10	160,875.00
2019	66	69	67	69	271	8	242,000.00
2020	73	69	72	73	287	T69	32,000.00
TOTAL							\$1,331,833.33

Price, Nick (70.71)

Year	1st	2nd	3rd	4th	Total	Finish	Money
1999	67	69	68	71	275	T3	327,500.00
2000	70	69	74	67	280	T20	68,333.34
2001	71	70	71	76	288	T29	44,000.00
2002	74	66	72	71	283	T28	41,250.00
2003	73	67	71	74	285	T42	33,750.00
2004	69	73	72	72	286	T46	40,750.00
TOTAL							\$555,583.34

Price, Phillip (71.65)

Year	1st	2nd	3rd	4th	Total	Finish	Money
2000	66	69	66	69	270	T2	437,500.00
2001	70	71	74	71	286	28	47,000.00
2002	73	73	73	78	297	T71	26,625.00
2003	68	75	75	74	292	T67	24,625.00
2004	72	70	74	72	288	T50	38,000.00
TOTAL							\$573,750.00

Purdy, Ted (71.50)

Year	1st	2nd	3rd	4th	Total	Finish	Money
2005	72	71			143	DQ	0.00
TOTAL							\$0.00

Putnam, Andrew (69.00)

Year	1st	2nd	3rd	4th	Total	Finish	Money
2019	66	71	72	67	276	T24	103,000.00
TOTAL							\$103,000.00

Quiros, Alvaro (70.44)

Year	1st	2nd	3rd	4th	Total	Finish	Money
2009	72	65	72	69	278	T15	91,125.00
2010	73	66	74	68	281	T39	58,000.00
2011	73	74	67	70	284	T53	46,500.00
2012	70	71	72	71	284	T43	56,500.00
TOTAL							\$252,125.00

Rahm, Jon (69.06)

Year	1st	2nd	3rd	4th	Total	Finish	Money
2017	67	77	67	68	279	T28	73,562.50
2018	64	70	68	73	275	T17	104,250.00
2019	62	71	68	69	270	7	273,000.00
2020	70	74	71	66	281	T52	40,000.00
TOTAL							\$490,812.50

Rai, Aaron (68.50)

Year	1st	2nd	3rd	4th	Total	Finish	Money
2019	72	69	66	67	274	T12	143,625.00
TOTAL							\$143,625.00

Ramsay, Richie (71.75)

Year	1st	2nd	3rd	4th	Total	Finish	Money
2013	73	69	73	72	287	T48	53,000.00
TOTAL							\$53,000.00

Randhawa, Jyoti (76.00)

Year	1st	2nd	3rd	4th	Total	Finish	Money
2005	79	77	75	73	304	70	32,000.00
TOTAL							\$32,000.00

Reavie, Chez (69.33)

Year	1st	2nd	3rd	4th	Total	Finish	Money
2008	68	74	70	72	284	T52	42,250.00
2019	68	70	68	71	277	T27	86,250.00
2020	66	67	70	68	271	T6	268,333.33
TOTAL							\$396,833.33

Reed, Patrick (69.82)

Year	1st	2nd	3rd	4th	Total	Finish	Money
2014	67	68	71	65	271	T4	308,000.00
2015	71	67	72	68	278	T15	109,000.00
2016	74	75	69	76	294	52	58,000.00
2017	75	70	68	68	281	T36	68,000.00
2018	66	70	70	72	278	T28	81,250.00
2019	73	66	67	68	274	T12	143,625.00
2020	71	69	69	70	279	T47	46,500.00
TOTAL							\$814,375.00

Riley, Chris (71.00)

Year	1st	2nd	3rd	4th	Total	Finish	Money
2003	66	67	70	71	274	T4	235,000.00
2004	72	69	71	73	285	T43	43,000.00
2005	69	81	74	69	293	T58	36,500.00
TOTAL							\$314,500.00

Roberts, Loren (70.67)

Year	1st	2nd	3rd	4th	Total	Finish	Money
2000	67	69	66	75	277	14	103,000.00
2001	72	70	67	79	288	T29	44,000.00
2002	70	66	76	71	283	T28	41,250.00
TOTAL							\$188,250.00

Rock, Robert (73.75)

Year	1st	2nd	3rd	4th	Total	Finish	Money
2012	76	72	74	73	295	T71	41,625.00
TOTAL							\$41,625.00

Rollins, John (72.50)

Year	1st	2nd	3rd	4th	Total	Finish	Money
2003	75	72	71	74	292	T67	24,625.00
2007	73	75	68	72	288	T30	58,000.00
TOTAL							\$82,625.00

FedEx St. Jude Invitational Individual Player Records

Romero, Andres (71.67)

Year	1st	2nd	3rd	4th	Total	Finish	Money
2007	71	71	69	71	282	T6	202,000.00
2008	73	71	73	70	287	T63	37,000.00
2017	68	73	74	76	291	70	45,000.00
TOTAL							\$284,000.00

Romero, Eduardo (71.25)

Year	1st	2nd	3rd	4th	Total	Finish	Money
2002	71	71	67	78	287	T47	32,550.00
2003	70	74	68	71	283	T33	38,583.33
TOTAL							\$71,133.33

Rose, Justin (69.68)

Year	1st	2nd	3rd	4th	Total	Finish	Money
2002	67	67	72	68	274	5	187,500.00
2003	72	73	69	69	283	T33	38,583.34
2007	69	72	71	68	280	T2	635,000.00
2008	71	70	68	71	280	T27	60,000.00
2009	75	68	69	69	281	T29	67,000.00
2010	71	70	70	67	278	T19	81,333.34
2011	71	70	72	67	280	T33	64,500.00
2012	70	69	66	67	272	T5	276,500.00
2013	69	72	69	69	279	T17	93,000.00
2014	65	67	70	69	271	T4	308,000.00
2015	67	71	63	72	273	T3	470,000.00
2016	69	76	73	72	290	T46	63,000.00
2017	72	69	74	73	288	T63	46,500.00
2019	67	68	70	68	273	11	183,000.00
TOTAL							\$2,573,916.68

Rumford, Brett (72.00)

Year	1st	2nd	3rd	4th	Total	Finish	Money
2004	71	73	69	69	282	T27	58,000.00
2008	75	70	76	69	290	T71	33,250.00
2013	76	74	72	70	292	T63	44,250.00
TOTAL							\$135,500.00

Sabbatini, Rory (70.50)

Year	1st	2nd	3rd	4th	Total	Finish	Money
2003	73	72	70	72	287	T51	29,750.00
2004	68	66	71	68	273	T2	552,500.00
2005	73	69	67	75	284	T28	60,200.00
2006	75	71	68	70	284	T36	50,500.00
2007	67	67	72	74	280	T2	635,000.00
2008	69	67	70	74	280	T27	60,000.00
2009	71	71	68	75	285	T45	51,500.00
2011	66	77	71	69	283	T48	49,300.00
TOTAL							\$1,488,750.00

Saksansin, Poom (72.50)

Year	1st	2nd	3rd	4th	Total	Finish	Money
2019	68	73	75	74	290	T58	56,500.00
TOTAL							\$56,500.00

Sandelin, Jarmo (71.75)

Year	1st	2nd	3rd	4th	Total	Finish	Money
1999	71	71	73	72	287	T30	37,000.00
TOTAL							\$37,000.00

Sato, Nobuhito (73.25)

Year	1st	2nd	3rd	4th	Total	Finish	Money
2002	74	76	73	70	293	T65	28,125.00
TOTAL							\$28,125.00

Sauers, Gene (77.00)

Year	1st	2nd	3rd	4th	Total	Finish	Money
2003	73	76	77	82	308	85	20,500.00
TOTAL							\$20,500.00

Schauffele, Xander (69.75)

Year	1st	2nd	3rd	4th	Total	Finish	Money
2017	70	69	69	68	276	T13	123,500.00
2018	69	73	72	78	292	68	47,750.00
2019	69	70	69	69	277	T27	86,250.00
2020	68	70	67	66	271	T6	268,333.34
TOTAL							\$525,833.34

Scheffler, Scottie (68.25)

Year	1st	2nd	3rd	4th	Total	Finish	Money
2020	69	67	69	68	273	T15	131,400.00
TOTAL							\$131,400.00

Schwartzel, Charl (70.05)

Year	1st	2nd	3rd	4th	Total	Finish	Money
2006	72	69	70	73	284	T36	50,500.00
2010	73	68	68	77	286	T58	44,000.00
2011	74	71	68	71	284	T53	46,500.00
2012	69	75	72	63	279	T24	74,500.00
2013	74	74	64	69	281	T21	81,166.67
2014	65	69	73	64	271	T4	308,000.00
2015	70	72	70	69	281	T31	70,500.00
2016	72	69	67	70	278	T7	233,333.33
2017	70	69	70	69	278	T24	82,000.00
2018	71	72	74	63	280	T31	74,750.00
TOTAL							\$1,065,250.00

Scott, Adam (70.28)

Year	1st	2nd	3rd	4th	Total	Finish	Money
2003	72	70	69	80	291	T64	25,500.00
2004	71	67	75	76	289	T55	36,000.00
2005	70	76	67	73	286	T36	52,000.00
2006	63	71	71	70	275	T10	120,000.00
2007	75	76	70	68	289	T36	53,500.00
2008	69	76	72	68	285	T56	40,000.00
2009	78	67	71	70	286	T51	46,500.00
2010	66	70	72	67	275	T9	125,833.33
2011	62	70	66	65	263	1	1,400,000.00
2012	71	70	71	73	285	T45	53,000.00
2013	73	68	66	71	278	T14	102,666.66
2014	69	68	65	71	273	T8	170,000.00
2015	72	69	71	73	285	T45	55,000.00
2016	71	68	73	68	280	T10	167,750.00
2017	68	71	69	68	276	T13	123,500.00
2018	68	75	67	74	284	T57	52,750.00
2019	70	68	74	67	279	T40	74,000.00
TOTAL							\$2,697,999.99

Senden, John (70.58)

Year	1st	2nd	3rd	4th	Total	Finish	Money
2007	71	69	78	74	292	45	46,000.00
2012	66	70	69	72	277	T16	90,000.00
2014	74	66	67	71	278	T26	75,200.00
TOTAL							\$211,200.00

Senior, Peter (74.00)

Year	1st	2nd	3rd	4th	Total	Finish	Money
2004	69	77	74	76	296	T72	27,750.00
TOTAL							\$27,750.00

Sharma, Shubhankar (73.25)

Year	1st	2nd	3rd	4th	Total	Finish	Money
2018	72	79	72	70	293	T69	47,000.00
TOTAL							\$47,000.00

Short, Jr., Wes (74.00)

Year	1st	2nd	3rd	4th	Total	Finish	Money
2006	76	71	73	76	296	T71	31,750.00
TOTAL							\$31,750.00

Siem, Marcel (71.38)

Year	1st	2nd	3rd	4th	Total	Finish	Money
2012	76	71	70	71	288	T60	44,500.00
2015	70	73	69	71	283	T37	63,000.00
TOTAL							\$107,500.00

Simpson, Webb (68.88)

Year	1st	2nd	3rd	4th	Total	Finish	Money
2013	64	75	73	66	278	T14	102,666.67
2014	72	69	70	68	279	T31	69,500.00
2015	68	70	72	70	280	T25	74,666.67
2018	69	65	71	72	277	T24	87,250.00
2019	69	66	68	64	267	2	1,095,000.00
2020	69	66	69	68	272	T12	166,666.67
TOTAL							\$1,595,750.01

FedEx St. Jude Invitational Individual Player Records

Sindelar, Joey (70.75)

Year	1st	2nd	3rd	4th	Total	Finish	Money
2004	70	70	71	72	283	T32	51,000.00
TOTAL							\$51,000.00

Singh, Jeev Milkha (72.83)

Year	1st	2nd	3rd	4th	Total	Finish	Money
2007	72	74	72	76	294	T51	42,000.00
2009	70	71	72	76	289	T64	40,750.00
2012	73	74	71	73	291	T67	42,625.00
TOTAL							\$125,375.00

Singh, Vijay (70.20)

Year	1st	2nd	3rd	4th	Total	Finish	Money
1999	71	67	72	71	281	T15	88,000.00
2001	68	68	69	73	278	T13	100,500.00
2002	68	69	69	72	278	T11	78,750.00
2003	69	65	72	69	275	T6	163,333.34
2004	73	73	67	70	283	T32	51,000.00
2005	66	71	72	67	276	T3	353,666.67
2006	70	74	73	69	286	T45	44,500.00
2007	74	72	75	74	295	T56	39,500.00
2008	67	66	69	68	270	1	1,350,000.00
2009	70	73	67	71	281	T29	67,000.00
2010	71	73	70	72	286	T58	44,000.00
TOTAL							\$2,380,250.01

Slattery, Lee (69.00)

Year	1st	2nd	3rd	4th	Total	Finish	Money
2012	65	71	72	68	276	T8	128,750.00
TOTAL							\$128,750.00

Slocum, Heath (70.75)

Year	1st	2nd	3rd	4th	Total	Finish	Money
2010	75	68	67	71	281	T39	58,000.00
2011	71	65	75	74	285	58	45,000.00
TOTAL							\$103,000.00

Sluman, Jeff (71.00)

Year	1st	2nd	3rd	4th	Total	Finish	Money
2003	67	74	75	68	284	T39	35,500.00
TOTAL							\$35,500.00

Smith, Cameron (69.42)

Year	1st	2nd	3rd	4th	Total	Finish	Money
2018	70	70	69	67	276	23	92,250.00
2019	65	68	73	68	274	T12	143,625.00
2020	72	72	71	68	283	T59	35,250.00
TOTAL							\$271,125.00

Smith, Chris (72.25)

Year	1st	2nd	3rd	4th	Total	Finish	Money
2002	75	73	73	68	289	T55	30,500.00
TOTAL							\$30,500.00

Snedeker, Brandt (70.33)

Year	1st	2nd	3rd	4th	Total	Finish	Money
2008	68	76	69	69	282	T43	46,600.00
2011	66	68	74	72	280	T33	64,500.00
2012	71	70	70	75	286	T50	49,000.00
2013	72	70	71	70	283	T33	68,000.00
2014	68	68	68	70	274	T12	115,000.00
2015	70	70	72	70	282	T33	67,500.00
2016	70	72	70	71	283	T21	91,000.00
2019	69	73	69	66	277	T27	86,250.00
2020	73	71	72	69	285	T67	32,625.00
TOTAL							\$620,475.00

Soderberg, Sebastian (72.75)

Year	1st	2nd	3rd	4th	Total	Finish	Money
2020	72	71	75	73	291	77	30,250.00
TOTAL							\$30,250.00

Song, Young-han (70.75)

Year	1st	2nd	3rd	4th	Total	Finish	Money
2016	70	70	72	71	283	T21	91,000.00
TOTAL							\$91,000.00

Spieth, Jordan (69.61)

Year	1st	2nd	3rd	4th	Total	Finish	Money
2014	71	70	73	71	285	49	54,000.00
2015	70	68	72	66	276	T10	149,500.00
2016	68	71	71	67	277	T3	449,250.00
2017	67	70	71	68	276	T13	123,500.00
2018	71	72	68	74	285	T60	51,500.00
2019	70	70	66	68	274	T12	143,625.00
2020	68	69	68	71	276	T30	72,000.00
TOTAL							\$1,043,375.00

Stadler, Kevin (69.13)

Year	1st	2nd	3rd	4th	Total	Finish	Money
2006	68	67	70	72	277	T13	95,000.00
2014	71	70	66	69	276	T19	89,000.00
TOTAL							\$184,000.00

Stal, Gary (72.75)

Year	1st	2nd	3rd	4th	Total	Finish	Money
2015	72	73	73	73	291	T63	43,875.00
TOTAL							\$43,875.00

Stallings, Scott (70.75)

Year	1st	2nd	3rd	4th	Total	Finish	Money
2011	69	68	72	70	279	T29	68,500.00
2014	72	75	68	72	287	T52	49,625.00
TOTAL							\$118,125.00

Stanley, Kyle (69.08)

Year	1st	2nd	3rd	4th	Total	Finish	Money
2012	69	73	68	67	277	T16	90,000.00
2017	69	74	71	69	283	T41	63,000.00
2018	63	68	70	68	269	2	1,072,000.00
TOTAL							\$1,225,000.00

Steele, Brendan (70.50)

Year	1st	2nd	3rd	4th	Total	Finish	Money
2011	69	74	74	66	283	T48	49,300.00
2017	73	68	69	68	278	T24	82,000.00
2018	73	69	70	73	285	T60	51,500.00
TOTAL							\$182,800.00

Stenson, Henrik (70.13)

Year	1st	2nd	3rd	4th	Total	Finish	Money
2005	66	71	72	70	279	T13	94,400.00
2006	75	73	67	68	283	T31	56,000.00
2007	72	74	72	73	291	T41	48,000.00
2008	73	70	68	67	278	T16	82,625.00
2009	69	72	70	70	281	T29	67,000.00
2010	79	75	71	75	300	80	35,500.00
2013	65	70	67	70	272	T2	692,500.00
2014	71	66	68	71	276	T19	89,000.00
2015	68	69	68	70	275	T6	219,000.00
2017	72	70	68	67	277	T17	95,500.00
2018	70	69	69	73	281	T39	66,250.00
2019	69	67	72	69	277	T27	86,250.00
2020	69	69	70	69	277	T35	56,111.11
TOTAL							\$1,688,136.11

Sterne, Richard (72.00)

Year	1st	2nd	3rd	4th	Total	Finish	Money
2007	77	72	74	71	294	T51	42,000.00
2009	72	73	71	77	293	73	37,000.00
2013	70	68	70	68	276	T9	145,750.00
2014	75	70	73	71	289	T58	46,500.00
TOTAL							\$271,250.00

Stewart, Payne (70.25)

Year	1st	2nd	3rd	4th	Total	Finish	Money
1999	70	67	69	75	281	T15	88,000.00
TOTAL							\$88,000.00

Stone, Brandon (70.75)

Year	1st	2nd	3rd	4th	Total	Finish	Money
2018	71	74	66	72	283	T53	54,875.00
TOTAL							\$54,875.00

FedEx St. Jude Invitational Individual Player Records

Storm, Graeme (74.50)

Year	1st	2nd	3rd	4th	Total	Finish	Money
2007	75	72	76	75	298	T69	33,500.00
TOTAL							\$33,500.00

Strange, Scott (71.75)

Year	1st	2nd	3rd	4th	Total	Finish	Money
2008	68	74	73	72	287	T63	37,000.00
TOTAL							\$37,000.00

Streb, Robert (68.50)

Year	1st	2nd	3rd	4th	Total	Finish	Money
2015	68	70	68	68	274	5	330,000.00
TOTAL							\$330,000.00

Streelman, Kevin (72.25)

Year	1st	2nd	3rd	4th	Total	Finish	Money
2013	76	73	71	70	290	T59	45,750.00
2014	78	71	78	73	300	71	42,250.00
2020	71	66	71	69	277	T35	56,111.11
TOTAL							\$144,111.11

Stricker, Steve (69.75)

Year	1st	2nd	3rd	4th	Total	Finish	Money
2007	70	73	76	72	291	T41	48,000.00
2008	68	69	75	70	282	T43	46,600.00
2009	67	69	71	67	274	T6	214,333.34
2010	68	71	69	67	275	T9	125,833.33
2011	71	65	67	70	273	14	100,000.00
2012	68	68	68	64	268	T2	665,000.00
2013	71	67	70	69	277	13	114,000.00
2014	74	73	72	73	292	T63	44,250.00
TOTAL							\$1,358,016.67

Stuard, Brian (70.50)

Year	1st	2nd	3rd	4th	Total	Finish	Money
2016	71	69	67	75	282	T16	105,200.00
TOTAL							\$105,200.00

Sullivan, Andy (71.50)

Year	1st	2nd	3rd	4th	Total	Finish	Money
2017	72	75	71	68	286	T50	51,250.00
TOTAL							\$51,250.00

Sutherland, Kevin (72.50)

Year	1st	2nd	3rd	4th	Total	Finish	Money
2002	74	71	71	74	290	T58	29,500.00
TOTAL							\$29,500.00

Sutton, Hal (69.90)

Year	1st	2nd	3rd	4th	Total	Finish	Money
1999	69	67	72	73	281	T15	88,000.00
2000	68	68	65	70	271	T4	243,333.33
2001	69	71	67	70	277	T11	118,500.00
2002	73	71	70	72	286	T42	35,000.00
2003	68	69	68	78	283	T33	38,583.33
TOTAL							\$523,416.66

Swafford, Hudson (68.75)

Year	1st	2nd	3rd	4th	Total	Finish	Money
2017	70	69	70	66	275	T10	154,666.67
TOTAL							\$154,666.67

Takahashi, Tatsuhiro (76.00)

Year	1st	2nd	3rd	4th	Total	Finish	Money
2006	81	73	75	75	304	76	30,750.00
TOTAL							\$30,750.00

Takeya, Yoshitaka (74.50)

Year	1st	2nd	3rd	4th	Total	Finish	Money
2014	74	75	74	75	298	T69	42,625.00
TOTAL							\$42,625.00

Taniguchi, Toru (75.00)

Year	1st	2nd	3rd	4th	Total	Finish	Money
2012	72	78			150	W/D	0.00
2013	75	73	79	73	300	71	41,750.00
TOTAL							\$41,750.00

Tanihara, Hideto (71.50)

Year	1st	2nd	3rd	4th	Total	Finish	Money
2017	74	71	71	70	286	T50	51,250.00
TOTAL							\$51,250.00

Taylor, Nick (69.25)

Year	1st	2nd	3rd	4th	Total	Finish	Money
2020	69	70	67	71	277	T35	56,111.11
TOTAL							\$56,111.11

Taylor, Vaughn (71.44)

Year	1st	2nd	3rd	4th	Total	Finish	Money
2006	71	67	71	71	280	T18	77,000.00
2007	72	77	71	76	296	T61	36,750.00
2008	72	67	69	72	280	T27	60,000.00
2016	69	75	74	69	287	T38	71,000.00
TOTAL							\$244,750.00

Thomas, Justin (68.50)

Year	1st	2nd	3rd	4th	Total	Finish	Money
2016	70	69	70	76	285	T33	76,000.00
2017	73	70	69	67	279	T28	73,562.50
2018	65	64	67	69	265	1	1,700,000.00
2019	68	69	66	71	274	T12	143,625.00
2020	66	70	66	65	267	1	1,820,000.00
TOTAL							\$3,813,187.50

Thompson, Michael (70.38)

Year	1st	2nd	3rd	4th	Total	Finish	Money
2013	72	71	70	68	281	T21	81,166.67
2020	70	74	69	69	282	T57	37,250.00
TOTAL							\$118,416.67

Tinning, Steen (73.25)

Year	1st	2nd	3rd	4th	Total	Finish	Money
2003	71	74	76	72	293	T71	23,375.00
TOTAL							\$23,375.00

Todd, Brendon (70.50)

Year	1st	2nd	3rd	4th	Total	Finish	Money
2014	74	70	69	70	283	T45	57,500.00
2015	74	72	68	76	290	T61	44,625.00
2020	64	65	69	75	273	T15	131,400.00
TOTAL							\$233,525.00

Tokimatsu, Ryuko (70.25)

Year	1st	2nd	3rd	4th	Total	Finish	Money
2018	68	71	71	71	281	T39	66,250.00
TOTAL							\$66,250.00

Toms, David (69.84)

Year	1st	2nd	3rd	4th	Total	Finish	Money
2001	68	70	70	70	278	T13	100,500.00
2002	69	68	71	71	279	T15	60,875.00
2003	66	67	76	74	283	T33	38,583.33
2004	69	66	69	71	275	T6	178,333.33
2005	71	67	69	71	278	T9	135,000.00
2006	67	74	65	68	274	T8	152,500.00
2007	76	74	71	75	296	T61	36,750.00
2008	72	72	70	69	283	T48	44,250.00
2009	69	69	69	73	280	T22	74,428.57
2011	68	68	68	67	271	T9	152,500.00
2012	68	67	73	68	276	T8	128,750.00
TOTAL							\$1,102,470.23

Trahan, D.J. (68.50)

Year	1st	2nd	3rd	4th	Total	Finish	Money
2008	69	67	70	68	274	T8	162,500.00
TOTAL							\$162,500.00

Triplett, Kirk (71.77)

Year	1st	2nd	3rd	4th	Total	Finish	Money
2000	75	67	72	72	286	T33	34,750.00
2001	70				70	DQ	0.00
2002	71	69	70	73	283	T28	41,250.00
2004	73	67	79	75	294	T69	29,250.00
TOTAL							\$105,250.00

Tsukada, Yosuke (76.00)

Year	1st	2nd	3rd	4th	Total	Finish	Money
2016	78	78	73	75	304	57	53,000.00
TOTAL							\$53,000.00

FedEx St. Jude Invitational Individual Player Records

Turner, Greg (70.75)

Year	1st	2nd	3rd	4th	Total	Finish	Money
1999	70	71	68	74	283	T21	66,000.00
TOTAL							\$66,000.00

Turnesa, Marc (73.75)

Year	1st	2nd	3rd	4th	Total	Finish	Money
2009	76	75	71	73	295	T74	36,625.00
TOTAL							\$36,625.00

Tway, Bob (68.75)

Year	1st	2nd	3rd	4th	Total	Finish	Money
2004	67	73	67	68	275	T6	178,333.34
TOTAL							\$178,333.34

Tway, Kevin (74.25)

Year	1st	2nd	3rd	4th	Total	Finish	Money
2019	76	77	74	70	297	63	52,000.00
TOTAL							\$52,000.00

Van de Velde, Jean (72.25)

Year	1st	2nd	3rd	4th	Total	Finish	Money
1999	75	71	68	75	289	T36	31,500.00
TOTAL							\$31,500.00

Van Pelt, Bo (69.13)

Year	1st	2nd	3rd	4th	Total	Finish	Money
2010	67	68	69	67	271	T3	412,500.00
2011	68	70	71	69	278	T23	75,250.00
2012	70	69	66	71	276	T8	128,750.00
2013	71	73	68	69	281	T21	81,166.67
TOTAL							\$697,666.67

van Rooyen, Erik (68.50)

Year	1st	2nd	3rd	4th	Total	Finish	Money
2020	71	70	68	65	274	T20	106,200.00
TOTAL							\$106,200.00

Van Zyl, Jaco (76.25)

Year	1st	2nd	3rd	4th	Total	Finish	Money
2013	73	82	78	72	305	72	41,500.00
TOTAL							\$41,500.00

Varner III, Harold (71.50)

Year	1st	2nd	3rd	4th	Total	Finish	Money
2017	70	69	73	74	286	T50	51,250.00
TOTAL							\$51,250.00

Vegas, Jhonattan (70.92)

Year	1st	2nd	3rd	4th	Total	Finish	Money
2011	73	70	74	74	291	T66	40,750.00
2017	69	71	68	69	277	T17	95,500.00
2018	70	75	70	68	283	T53	54,875.00
TOTAL							\$191,125.00

Verplank, Scott (71.10)

Year	1st	2nd	3rd	4th	Total	Finish	Money
2001	69	71	70	69	279	T17	83,000.00
2002	71	75	76	68	290	T58	29,500.00
2003	66	73	70	77	286	T46	31,500.00
2004	69	69	67	74	279	T19	74,000.00
2005	73	73	67	77	290	T51	40,250.00
2006	71	75	70	75	291	T59	37,500.00
2007	70	68	73	72	283	T9	147,500.00
2008	71	70	70	68	279	T20	71,000.00
2009	66	69	75	76	286	T51	46,500.00
2010	75	68	68	70	281	T39	58,000.00
TOTAL							\$618,750.00

Villegas, Camilo (71.08)

Year	1st	2nd	3rd	4th	Total	Finish	Money
2009	70	70	72	70	282	T36	60,000.00
2010	75	73	71	72	291	T71	37,750.00
2015	75	69	71	65	280	T25	74,666.67
TOTAL							\$172,416.67

Wagner, Johnson (71.50)

Year	1st	2nd	3rd	4th	Total	Finish	Money
2008	70	74	75	71	290	T71	33,250.00
2012	71	74	68	69	282	T36	62,500.00
TOTAL							\$95,750.00

Walker, Jimmy (70.38)

Year	1st	2nd	3rd	4th	Total	Finish	Money
2014	69	70	70	69	278	T26	75,200.00
2015	73	73	70	71	287	T53	48,166.67
2016	67	73	71	71	282	T16	105,200.00
2017	68	65	74	72	279	T28	73,562.50
TOTAL							\$302,129.17

Wallace, Matt (70.00)

Year	1st	2nd	3rd	4th	Total	Finish	Money
2019	70	69	65	73	277	T27	86,250.00
2020	72	71	73	67	283	T59	35,250.00
TOTAL							\$121,500.00

Wang, Jeunghun (72.25)

Year	1st	2nd	3rd	4th	Total	Finish	Money
2017	74	73	73	69	289	T66	45,750.00
TOTAL							\$45,750.00

Warren, Marc (70.00)

Year	1st	2nd	3rd	4th	Total	Finish	Money
2015	71	70	69	70	280	T25	74,666.66
TOTAL							\$74,666.66

Watney, Nick (70.71)

Year	1st	2nd	3rd	4th	Total	Finish	Money
2007	72	72	76	76	296	T61	36,750.00
2009	74	68	69	71	282	T36	60,000.00
2010	68	68	69	72	277	T16	90,000.00
2011	65	70	70	73	278	T23	75,250.00
2012	69	70	72	67	278	T19	82,000.00
2013	71	72	70	73	286	T44	57,500.00
TOTAL							\$401,500.00

Watson, Bubba (69.36)

Year	1st	2nd	3rd	4th	Total	Finish	Money
2010	64	71	70	74	279	T22	72,000.00
2011	69	70	68	70	277	T21	81,250.00
2012	66	73	72	67	278	T19	82,000.00
2013	67	69	72	74	282	T27	73,500.00
2014	69	70	73	68	280	T37	64,500.00
2015	70	66	69	66	271	2	930,000.00
2016	72	69	70	70	281	T14	129,000.00
2017	67	74	66	70	277	T17	95,500.00
2018	71	69	67	73	280	T31	74,750.00
2019	65	70	68	69	272	T9	205,000.00
2020	68	70	71	66	275	T25	87,200.00
TOTAL							\$1,894,700.00

Webster, Steve (71.50)

Year	1st	2nd	3rd	4th	Total	Finish	Money
2008	68	72	72	74	286	T61	38,250.00
TOTAL							\$38,250.00

Weekley, Boo (71.45)

Year	1st	2nd	3rd	4th	Total	Finish	Money
2007	68	78	70	72	288	T30	58,000.00
2008	72	73	71	72	288	T66	35,750.00
2009	69	69	76	73	287	T58	44,250.00
2010	73	72	68	70	283	T46	50,214.29
2013	73	70	70	70	283	T33	68,000.00
TOTAL							\$256,214.29

Weir, Mike (70.76)

Year	1st	2nd	3rd	4th	Total	Finish	Money
2000	68	76	68	71	283	T24	52,333.33
2001	69	70	71	73	283	25	53,000.00
2002	69	70	71	72	282	T24	45,000.00
2003	71	72	69	69	281	T23	48,000.00
2004	70	67	73	74	284	T41	45,500.00
2005	71	69	70	76	286	T36	52,000.00
2006	69	71	69	72	281	T22	68,000.00
2007	77				77	W/D	0.00
2009	71	66	69	70	276	10	145,000.00
2010	72	69	72	72	285	T55	46,000.00
TOTAL							\$554,833.33

FedEx St. Jude Invitational Individual Player Records

Westwood, Lee (70.58)

Year	1st	2nd	3rd	4th	Total	Finish	Money
1999	74	72	70	72	288	T33	34,000.00
2000	66	69	73	72	280	T20	68,333.33
2001	70	78			148	W/D	0.00
2002	68	69	72	70	279	T15	60,875.00
2003	70	70	73	73	286	T46	31,500.00
2004	69	69	69	69	276	T9	116,000.00
2005	73	72	63	74	282	T24	69,000.00
2006	79	67	74		220	W/D	0.00
2007	68	71	79	69	287	T22	66,250.00
2008	70	65	67	69	271	T2	635,000.00
2009	69	71	70	65	275	9	160,000.00
2010	71	76			147	W/D	0.00
2011	67	71	68	65	271	T9	152,500.00
2012	68	72	81	73	294	70	42,000.00
2013	71	71	71	72	285	T40	61,500.00
2014	72	71	70	63	276	T19	89,000.00
2015	68	70	73	68	279	T17	88,500.00
2017	72	78	68	67	285	T47	57,000.00
TOTAL							\$1,731,458.33

Wetterich, Brett (71.50)

Year	1st	2nd	3rd	4th	Total	Finish	Money
2006	72	73	71	68	284	T36	50,500.00
2007	74	75	70	69	288	T30	58,000.00
TOTAL							\$108,500.00

Wi, Charlie (72.75)

Year	1st	2nd	3rd	4th	Total	Finish	Money
2002	73	73	73	72	291	T63	28,625.00
TOTAL							\$28,625.00

Wiesberger, Bernd (71.19)

Year	1st	2nd	3rd	4th	Total	Finish	Money
2012	70	71	74	72	287	T55	46,500.00
2015	71	74	66	69	280	T25	74,666.67
2017	70	72	72	69	283	T41	63,000.00
2020	71	73	75	70	289	74	31,000.00
TOTAL							\$215,166.67

Willett, Danny (71.70)

Year	1st	2nd	3rd	4th	Total	Finish	Money
2012	72	74	73	67	286	T50	49,000.00
2015	70	71	69	69	279	T17	88,500.00
2017	76	74	74	77	301	76	43,500.00
2019	69	72	70	70	281	T48	66,000.00
2020	69	70	74	74	287	T69	32,000.00
TOTAL							\$279,000.00

Wilson, Dean (71.50)

Year	1st	2nd	3rd	4th	Total	Finish	Money
2006	75	70	68	73	286	T45	44,500.00
TOTAL							\$44,500.00

Wilson, Mark (70.75)

Year	1st	2nd	3rd	4th	Total	Finish	Money
2007	76	75	68	70	289	T36	53,500.00
2011	69	69	71	66	275	T17	89,500.00
2012	72	71	73	69	285	T45	53,000.00
TOTAL							\$196,000.00

Wilson, Oliver (70.56)

Year	1st	2nd	3rd	4th	Total	Finish	Money
2008	71	69	72	68	280	T27	60,000.00
2009	69	69	68	71	277	T11	112,500.00
2010	71	67	67	75	280	T33	63,500.00
2015	74	72	75	71	292	T67	43,125.00
TOTAL							\$279,125.00

Wise, Aaron (68.00)

Year	1st	2nd	3rd	4th	Total	Finish	Money
2018	67	71	67	67	272	T6	241,375.00
TOTAL							\$241,375.00

Wolff, Matthew (69.50)

Year	1st	2nd	3rd	4th	Total	Finish	Money
2019	72	70	65	69	276	T24	103,000.00
2020	69	74	65	72	280	T49	44,000.00
TOTAL							\$147,000.00

Wood, Chris (71.50)

Year	1st	2nd	3rd	4th	Total	Finish	Money
2013	66	68	70	71	275	T7	205,000.00
2017	75	74	76	72	297	73	44,250.00
TOTAL							\$249,250.00

Woodland, Gary (70.64)

Year	1st	2nd	3rd	4th	Total	Finish	Money
2011	70	66	73	73	282	T45	53,000.00
2014	70	68	68	70	276	T19	89,000.00
2015	75	69	72	73	289	T57	45,750.00
2017	74	77	70	67	288	T63	46,500.00
2018	67	71	69	68	275	T17	104,250.00
2019	73	71	70	72	286	T55	59,500.00
2020	71	69	73	69	282	T57	37,250.00
TOTAL							\$435,250.00

Woods, Tiger (68.44)

Year	1st	2nd	3rd	4th	Total	Finish	Money
1999	66	71	62	71	270	1	1,000,000.00
2000	64	61	67	67	259	1	1,000,000.00
2001	66	67	66	69	268	1	1,000,000.00
2002	68	70	67	68	273	4	215,000.00
2003	65	72	67	70	274	T4	235,000.00
2004	68	66	70	69	273	T2	552,500.00
2005	66	70	67	71	274	1	1,300,000.00
2006	67	64	71	68	270	1	1,300,000.00
2007	68	70	69	65	272	1	1,350,000.00
2009	68	70	65	65	268	1	1,400,000.00
2010	74	72	75	77	298	T78	35,875.00
2011	68	71	72	70	281	T37	58,500.00
2012	70	72	68	66	276	T8	128,750.00
2013	66	61	68	70	265	1	1,500,000.00
2014	68	71	72		211	W/D	0.00
2018	66	68	73	73	280	T31	74,750.00
TOTAL							\$11,150,375.00

Woosnam, Ian (71.50)

Year	1st	2nd	3rd	4th	Total	Finish	Money
2000	73	72	72	69	286	T33	34,750.00
TOTAL							\$34,750.00

Yang, Y.E. (71.15)

Year	1st	2nd	3rd	4th	Total	Finish	Money
2007	73	74	70	78	295	T56	39,500.00
2009	72	72	69	66	279	T19	83,000.00
2010	74	68	71	70	283	T46	50,214.29
2011	72	71	69	72	284	T53	46,500.00
2012	69	71	74	68	282	T36	62,500.00
TOTAL							\$281,714.29

Yokoo, Kaname (72.25)

Year	1st	2nd	3rd	4th	Total	Finish	Money
2003	73	71	70	75	289	T58	27,000.00
TOTAL							\$27,000.00

Zanotti, Fabrizio (70.50)

Year	1st	2nd	3rd	4th	Total	Finish	Money
2014	70	71	68	69	278	T26	75,200.00
2017	74	69	71	72	286	T50	51,250.00
TOTAL							\$126,450.00

Player Records



The 2019 WGC-FedEx St. Jude Invitational champion, Brooks Koepka, finished runner-up at last year's edition in his title defense.



ABRAHAM ANCER

Mexico



HEIGHT: 5-7
WEIGHT: 160
BIRTHDATE: February 27, 1991
BIRTHPLACE: McAllen, Texas
RESIDENCE: San Antonio, Texas
TURNED PROFESSIONAL: 2013

BEST PGA TOUR CAREER FINISH: **2-2019** THE NORTHERN TRUST.**2-2020** The American Express, RBC Heritage.**2-2021** Wells Fargo Championship.

KORN FERRY TOUR VICTORIES (1): **2015** Nova Scotia Open.

INTERNATIONAL VICTORIES (1): **2018** Emirates Australian Open.

WORLD GOLF CHAMPIONSHIPS CAREER SUMMARY

Tournament	Position	Total Score	Total Score	Par	Money
Dell Technologies Match Play (4-2-0)					
2019 Dell Tech Match Play	T17				108,429
G1: lost to Paul Casey, 5 and 3					
G2: beat Cameron Smith, 3 and 2					
G3: beat Charles Howell III, 5 and 3					
2021 Dell Tech Match Play	T18				113,700
G1: beat Bernd Wiesberger, 3 and 2					
G2: beat Kevin Streelman, 2 and 1					
G3: lost to Viktor Hovland, 1 Up					
					222,129

Workday Championship at The Concession

2018 Mexico Championship	T52	71-76-71-69	287	+3	61,500
2019 Mexico Championship	T39	71-72-71-70	284	E	70,500
2020 Mexico Championship	T12	70-70-67-68	275	-9	182,000
2021 Workday Championship	T18	71-66-70-74	281	-7	125,500
					439,500

FedEx St. Jude Invitational

2020 FedEx St Jude Invit'l	T15	67-75-65-66	273	-7	131,400
					131,400

HSBC Champions

2020 HSBC Champions	T4	68-71-67-67	273	-15	370,000
					370,000
					TOTAL \$1,163,029



DANIEL BERGER

United States



HEIGHT: 6-1
WEIGHT: 175
BIRTHDATE: April 07, 1993
BIRTHPLACE: Plantation, Florida
RESIDENCE: Jupiter, Florida
TURNED PROFESSIONAL: 2013

PGA TOUR VICTORIES (4): **2016** FedEx St. Jude Classic. **2017** FedEx St. Jude Classic. **2020** Charles Schwab Challenge. **2021** AT&T Pebble Beach.

WORLD GOLF CHAMPIONSHIPS CAREER SUMMARY

Tournament	Position	Total Score	Total Score	Par	Money
Dell Technologies Match Play (3-9-0)					
2016 Dell Match Play	T61				47,750
G1: lost to Patrick Reed, 1 Up					
G2: lost to Phil Mickelson, 1 Up					
G3: lost to Matt Fitzpatrick, 1 Up					
2017 Dell Tech Match Play	T39				63,500
G1: beat J.B. Holmes, 7 and 5					
G2: lost to Phil Mickelson, 5 and 4					
G3: lost to Si Woo Kim, 1 Up					
2018 Dell Tech Match Play	T59				50,250
G1: lost to Kevin Chappell, 3 and 2					
G2: lost to Ian Poulter, 2 and 1					
G3: lost to Tommy Fleetwood, 2 and 1					
2021 Dell Tech Match Play	T18				113,700
G1: beat Erik van Rooyen, 6 and 4					
G2: lost to Brendon Todd, 2 and 1					
G3: beat Harris English, 4 and 2					
					275,200

Workday Championship at The Concession

2016 Cadillac Championship	T28	75-71-70-74	290	+2	79,429
2017 Mexico Championship	T16	70-66-70-72	278	-6	105,125
2018 Mexico Championship	T14	69-68-72-67	276	-8	126,500
2021 Workday Championship	T35	73-71-69-72	285	-3	64,500
					375,554

FedEx St. Jude Invitational

2017 Bridgestone Invit'l	T17	71-68-68-70	277	-3	95,500
2018 Bridgestone Invit'l	T48	67-71-71-73	282	+2	59,250
2020 FedEx St Jude Invit'l	T2	71-67-67-65	270	-10	695,000
					849,750

HSBC Champions

2016 HSBC Champions	T11	68-71-69-66	274	-14	106,167
2017 HSBC Champions	T2	66-70-67-69	272	-16	787,000
2018 HSBC Champions	T24	68-71-75-72	286	-2	79,500
					972,667
					TOTAL \$2,473,170



SAM BURNS

United States



HEIGHT: 6-1
WEIGHT: 185
BIRTHDATE: July 23, 1996
BIRTHPLACE: Shreveport, Louisiana
RESIDENCE: Choudrant, Louisiana
TURNED PROFESSIONAL: 2017

PGA TOUR VICTORIES (1): 2021 Valspar Championship.

KORN FERRY TOUR VICTORIES (1): 2018 Savannah Golf Championshi.

WORLD GOLF CHAMPIONSHIPS CAREER SUMMARY

Tournament	Position	Total Score	Total Score	Par	Money
------------	----------	-------------	-------------	-----	-------

No previous World Golf Championships experience.



PATRICK CANTLAY

United States



HEIGHT: 6-0
WEIGHT: 190
BIRTHDATE: March 17, 1992
BIRTHPLACE: Long Beach, California
RESIDENCE: North Palm Beach, Florida
TURNED PROFESSIONAL: 2012

PGA TOUR VICTORIES (4): 2018 Shriners Hospitals. 2019 the Memorial Tournament. 2021 ZOZO CHAMPIONSHIP, the Memorial Tournament.

KORN FERRY TOUR VICTORIES (1): 2013 Colombia Championship.

WORLD GOLF CHAMPIONSHIPS CAREER SUMMARY

Tournament	Position	Total Score	Total Score	Par	Money
Dell Technologies Match Play (5-3-1)					
2018 Dell Tech Match Play	T17				97,917
G1: lost to Cameron Smith, 1 Up					
G2: beat Yusaku Miyazato, 1 Up					
G3: beat Hideki Matsuyama, 4 and 3					
2019 Dell Tech Match Play	T24				81,313
G1: tied Brandt Snedeker, Tied					
G2: beat Aaron Wise, 4 and 2					
G3: lost to Tiger Woods, 4 and 2					
2021 Dell Tech Match Play	T18				113,700
G1: beat Brian Harman, 1 Up					
G2: beat Carlos Ortiz, 1 Up					
G3: lost to Hideki Matsuyama, 4 and 2					
					292,929

Workday Championship at The Concession

2018 Mexico Championship	T30	70-75-71-66	282	-2	81,429
2019 Mexico Championship	T6	72-67-65-70	274	-10	261,667
					343,095

FedEx St. Jude Invitational

2018 Bridgestone Invit'l	T6	64-72-68-68	272	-8	241,375
2019 FedEx St Jude Invit'l	T12	65-68-73-68	274	-6	143,625
2020 FedEx St Jude Invit'l	T35	73-72-65-67	277	-3	56,111
					441,111

HSBC Champions

2018 HSBC Champions	T15	68-74-69-73	284	-4	107,900
2019 HSBC Champions	T7	70-68-73-72	283	-5	210,563
					318,463

TOTAL \$1,395,598



PAUL CASEY

England



HEIGHT: 5-10
WEIGHT: 180
BIRTHDATE: July 21, 1977
BIRTHPLACE: Cheltenham, England
RESIDENCE: Phoenix, Arizona; Weybridge, England
TURNED PROFESSIONAL: 2000

PGA TOUR VICTORIES (3): 2009 Shell Houston Open. 2018 Valspar Championship. 2019 Valspar Championship.

INTERNATIONAL VICTORIES (18): 2001 Gleneagles Scottish PGA, Gleneagles Scottish PGA. 2003 ANZ Championship [Eur], Benson & Hedges International Open [Eur]. 2005 TCL Classic [Eur], Volvo China Open [Eur]. 2006 Johnnie Walker Championship at Gleneagles [Eur], HSBC World Match Play [Eur]. 2007 Abu Dhabi Golf Championship [Eur]. 2009 Abu Dhabi Championship [Eur], BMW PGA Championship [Eur]. 2011 Volvo Golf Champions [Eur], Shinhan Donghae Open [Kor]. 2013 Irish Open [Eur]. 2014 KLM Open [Eur]. 2019 Porsche European Open [Eur], Porsche European Open [Eur]. 2021 Omega Dubai Desert Classic.

OTHER VICTORIES (1): 2004 World Golf Championships-World Cup [with Luke Donald].

WORLD GOLF CHAMPIONSHIPS CAREER SUMMARY

Tournament	Position	Total Score	Total Score	Par	Money
Dell Technologies Match Play (28-16-3)					
2003 Accenture Match Play	T33				30,000
R1: lost to Davis Love III, 5 and 4					
2004 Accenture Match Play	T33				35,000
R1: lost to Shaun Micheel, 21 holes					
2005 Accenture Match Play	T33				35,000
R1: lost to Angel Cabrera, 4 and 2					
2006 Accenture Match Play	T33				35,000
R1: lost to Henrik Stenson, 1 Up					
2007 Accenture Match Play	T5				260,000
R1: beat Mike Weir, 1 Up					
R2: beat Colin Montgomerie, 4 and 3					
R3: beat Shaun Micheel, 2 Up					
QF: lost to Geoff Ogilvy, 5 and 4					
2008 Accenture Match Play	T9				130,000
R1: beat Robert Karlsson, 2 Up					
R2: beat Bradley Dredge, 2 and 1					
R3: lost to K.J. Choi, 1 Up					
2009 Accenture Match Play	2				850,000
R1: beat Aaron Baddeley, 1 Up					
R2: beat Mathew Goggin, 6 and 4					
R3: beat Peter Hanson, 4 and 2					
QF: beat Sean O'Hair, 4 and 3					
SF: beat Ross Fisher, 2 and 1					
Consolation: lost to Geoff Ogilvy, 4 and 3					
2010 Accenture Match Play	2				850,000
R1: beat Stephen Ames, 5 and 4					
R2: beat Mike Weir, 5 and 4					
R3: beat Brian Gay, 5 and 4					
QF: beat Stewart Cink, 5 and 4					
SF: beat Camilo Villegas, 24 holes					
Consolation: lost to Ian Poulter, 4 and 2					
2011 Accenture Match Play	T17				95,000
R1: beat Richard Green, 19 holes					
R2: lost to Jason Day, 4 and 2					
2015 Cadillac Match Play	T5				285,000
G1: beat Chris Kirk, 22 holes					
G2: beat Adam Scott, 1 Up					
G3: beat Francesco Molinari, 1 Up					
R4: beat Charl Schwartzel, 3 and 1					
QF: lost to Rory McIlroy, 22 holes					
2016 Dell Match Play	T51				52,000
G1: lost to Thongchai Jaidee, 2 and 1					
G2: tied Graeme McDowell, 1 Up					
G3: lost to Jason Day, 1 Up					
2017 Dell Tech Match Play	T9				158,000
G1: beat Joost Luiten, 2 and 1					
G2: beat Byeong Hun An, 1 Up					
G3: beat Charl Schwartzel, 4 and 3					
R4: lost to Hideto Tanihara, 2 and 1					
2018 Dell Tech Match Play	T17				97,917
G1: beat Russell Henley, 1 Up					
G2: beat Kyle Stanley, 4 and 2					
G3: lost to Matt Fitzpatrick, 3 and 2					
2019 Dell Tech Match Play	T9				167,000
G1: beat Abraham Ancer, 5 and 3					
G2: tied Charles Howell III, Tied					
G3: beat Cameron Smith, 4 and 3					
R4: lost to Francesco Molinari, 5 and 4					
2021 Dell Tech Match Play	T28				75,000
G1: lost to Mackenzie Hughes, 3 and 2					
G2: beat Tilor Gooch, 3 and 2					
G3: tied Webb Simpson, Tied					
					3,154,917

Workday Championship at The Concession

2003 American Express	T8	73-71-66-71	281	+1	137,500
2004 American Express	T21	72-70-71-71	284	-4	72,000
2006 American Express	T56	74-75-72-71	292	+8	38,500
2007 CA Championship	T9	76-70-66-72	284	-4	157,500
2008 CA Championship	T51	72-75-67-73	287	-1	44,750
2009 CA Championship	T31	71-66-72-73	282	-6	68,500
2010 CA Championship	T6	69-72-68-69	278	-10	214,300
2011 Cadillac Championship	T18	70-71-69-72	282	-6	89,000
2012 Cadillac Championship	T51	76-71-68-73	288	E	46,875
2015 Cadillac Championship	T38	75-73-72-72	292	+4	65,500
2016 Cadillac Championship	7	71-68-75-68	282	-6	240,000
2017 Mexico Championship	T16	74-71-67-66	278	-6	105,125
2018 Mexico Championship	T12	73-68-68-66	275	-9	150,500
2019 Mexico Championship	T3	71-72-65-65	273	-11	472,000
2020 Mexico Championship	11	69-68-66-70	273	-11	205,000
					2,107,050


FedEx St. Jude Invitational

2003 NEC Invitational	T17	72-66-71-70	279	-1	59,250
2004 NEC Invitational	T16	72-70-68-68	278	-2	79,333
2005 NEC Invitational	T19	75-68-67-71	281	+1	77,000
2006 Bridgestone Invit'l	T4	69-69-64-71	273	-7	246,250
2007 Bridgestone Invit'l	T51	67-73-76-78	294	+14	42,000
2008 Bridgestone Invit'l	T8	70-71-68-65	274	-6	162,500
2010 Bridgestone Invit'l	T22	68-68-73-70	279	-1	72,000
2011 Bridgestone Invit'l	T45	73-71-71-67	282	+2	53,000
2013 Bridgestone Invit'l	T27	70-70-73-69	282	+2	73,500
2015 Bridgestone Invit'l	T17	68-73-71-67	279	-1	88,500
2016 Bridgestone Invit'l	T16	70-72-72-68	282	+2	105,200
2017 Bridgestone Invit'l	T5	70-69-67-67	273	-7	268,500
2018 Bridgestone Invit'l	T31	68-71-71-70	280	E	74,750
2019 FedEx St. Jude Invit'l	T27	70-71-69-67	277	-3	86,250
2020 FedEx St. Jude Invit'l	T67	71-78-69-67	285	+5	32,625
					1,520,658

HSBC Champions

2009 HSBC Champions	W/D	67-73-70	210	-6	0
2010 HSBC Champions	T6	73-71-67-70	281	-7	145,714
2011 HSBC Champions	T4	70-66-70-67	273	-15	258,333
2014 HSBC Champions	20	69-73-69-69	280	-8	84,000
2016 HSBC Champions	T23	67-72-71-68	278	-10	75,750
2017 HSBC Champions	T12	67-70-72-69	278	-10	134,000
2018 HSBC Champions	T11	71-72-69-71	283	-5	140,000
2019 HSBC Champions	T16	73-68-74-71	286	-2	116,000
2020 HSBC Champions	T38	75-71-71-69	286	-2	67,000
					1,020,798

TOTAL \$7,803,423



CAMERON CHAMP

United States



HEIGHT: 6-0
WEIGHT: 175
BIRTHDATE: June 15, 1995
BIRTHPLACE: Sacramento, California
RESIDENCE: Houston, Texas
TURNED PROFESSIONAL: 2017

PGA TOUR VICTORIES (3): 2019 Sanderson Farms Champ., 2020 Safeway Open, 2021 3M Open.

KORN FERRY TOUR VICTORIES (1): 2018 Utah Championship.

WORLD GOLF CHAMPIONSHIPS CAREER SUMMARY

Tournament	Position	Total Score	Total Score	Par	Money
Workday Championship at The Concession					
2021 Workday Championship	T48	72-70-72-77	291	+3	44,500
					44,500

FedEx St. Jude Invitational

2020 FedEx St Jude Invit'l	T25	71-68-67-69	275	-5	87,200
					87,200
					TOTAL \$131,700



STEWART CINK

United States



HEIGHT: 6-4
WEIGHT: 205
BIRTHDATE: May 21, 1973
BIRTHPLACE: Huntsville, Alabama
RESIDENCE: Atlanta, Georgia
TURNED PROFESSIONAL: 1995

PGA TOUR VICTORIES (8): 1997 Canon Greater Hartford Op, 2000 MCI Classic, 2004 WGC-NEC Invitational, MCI Heritage, 2008 Travelers Championship, 2009 The Open Championship, 2021 Safeway Open, RBC Heritage.

KORN FERRY TOUR VICTORIES (3): 1996 NIKE Ozarks Open, NIKE TOUR Championship, NIKE Colorado Classic.

INTERNATIONAL VICTORIES (2): 1996 Mexican Open, 1999 Mexican Open.

OTHER VICTORIES (4): 2006 Wendy's 3-Tour Challenge [with Zach Johnson and Scott Verplank], 2007 CVS Caremark Charity Classic [with J.J. Henry], 2013 PNC Father/Son Challenge [with Connor Cink], PNC Father/Son Challenge [with Connor Cink].

WORLD GOLF CHAMPIONSHIPS CAREER SUMMARY

Tournament	Position	Total Score	Total Score	Par	Money
Dell Technologies Match Play (22-12-0)					
1999 Accenture Match Play	T9				75,000
R1: beat Payne Stewart, 3 and 2					
R2: beat Craig Parry, 3 and 2					
R3: lost to Tiger Woods, 2 and 1					
2000 Accenture Match Play	T33				25,000
R1: lost to Retief Goosen, 3 and 2					
2001 Accenture Match Play	T33				25,000
R1: lost to Mark McNulty, 1 down					
2002 Accenture Match Play	T33				27,500
R1: lost to Charles Howell III, 4 and 3					
2004 Accenture Match Play	T17				75,000
R1: beat K.J. Choi, 4 and 2					
R2: lost to Colin Montgomerie, 5 and 4					
2005 Accenture Match Play	T5				240,000
R1: beat Fred Funk, 2 Up					
R2: beat Tom Lehman, 2 and 1					
R3: beat Davis Love III, 20 holes					
QF: lost to Chris DiMarco, 2 and 1					
2006 Accenture Match Play	T33				35,000
R1: lost to Mike Weir, 4 and 3					
2007 Accenture Match Play	T9				130,000
R1: beat Jeev Milkha Singh, 3 and 2					
R2: beat Padraig Harrington, 1 Up					
R3: lost to Stephen Ames, 3 and 1					
2008 Accenture Match Play	2				800,000
R1: beat Miguel Angel Jiménez, 4 and 3					
R2: beat Padraig Harrington, 2 Up					
R3: beat Colin Montgomerie, 4 and 2					
QF: beat Angel Cabrera, 3 and 2					
SF: beat Justin Leonard, 4 and 2					
Consolation: lost to Tiger Woods, 8 and 7					
2009 Accenture Match Play	3				600,000

R1: beat Richard Sterne, 19 holes					
R2: beat Lee Westwood, 23 holes					
R3: beat Phil Mickelson, 1 Up					
QF: beat Ernie Els, 2 and 1					
SF: lost to Geoff Ogilvy, 4 and 2					
Consolation: beat Ross Fisher, 1 Up					
2010 Accenture Match Play	T5				270,000
R1: beat Edoardo Molinari, 2 Up					
R2: beat Sean O'Hair, 1 Up					
R3: beat Charl Schwartzel, 19 holes					
QF: lost to Paul Casey, 5 and 4					
2011 Accenture Match Play	T17				95,000
R1: beat Ian Poulter, 19 holes					
R2: lost to Y.E. Yang, 4 and 3					
					2,397,500

Workday Championship at The Concession

1999 American Express	T4	75-65-71-73	284	E	176,667
2004 American Express	T23	71-73-67-74	285	-3	65,000
2005 American Express	T46	70-72-75-70	287	+7	43,250
2006 American Express	T13	65-67-70-74	276	-8	98,375
2007 CA Championship	T45	74-68-73-79	294	+6	49,000
2008 CA Championship	T20	66-74-71-69	280	-8	75,000
2009 CA Championship	T59	73-73-69-73	288	E	41,500
2010 CA Championship	T37	75-74-72-65	286	-2	62,500
					611,292

FedEx St. Jude Invitational

2000 NEC Invitational	7	72-69-68-63	272	-8	170,000
2001 NEC Invitational	T13	69-67-70-72	278	-2	100,500
2002 NEC Invitational	T47	73-71-73-70	287	+3	32,550
2003 NEC Invitational	T61	70-71-74-75	290	+10	26,250
2004 NEC Invitational	1	63-68-68-70	269	-11	1,200,000
2005 NEC Invitational	T41	72-72-73-70	287	+7	47,000
2006 Bridgestone Invit'l	2	70-67-64-69	270	-10	750,000
2007 Bridgestone Invit'l	T56	79-67-76-73	295	+15	39,500
2008 Bridgestone Invit'l	T43	68-68-74-72	282	+2	46,600
2009 Bridgestone Invit'l	T6	69-69-68-68	274	-6	214,333
2010 Bridgestone Invit'l	T19	72-69-70-67	278	-2	81,333
2011 Bridgestone Invit'l	T45	66-70-71-75	282	+2	53,000
					2,761,067

HSBC Champions

2009 HSBC Champions	T51	71-74-75-69	289	+1	38,000
					38,000
					TOTAL \$5,807,858



COREY CONNERS

Canada



HEIGHT: 6-0
WEIGHT: 190
BIRTHDATE: January 06, 1992
BIRTHPLACE: Listowel, Ontario, Canada
RESIDENCE: Listowel, Ontario, Canada
TURNED PROFESSIONAL: 2015

PGA TOUR VICTORIES (1): 2019 Valero Texas Open.

WORLD GOLF CHAMPIONSHIPS CAREER SUMMARY

Tournament	Position	Total Score	Total Score	Par	Money
Dell Technologies Match Play (0-3-0)					
2021 Dell Tech Match Play	T61				35,750
G1: lost to Matthew Wolff, 3 and 1					
G2: lost to Matt Fitzpatrick, 5 and 4					
G3: lost to Jordan Spieth, 3 and 2					
					35,750
Workday Championship at The Concession					
2020 Mexico Championship	50	68-70-72-75	285	+1	44,000
					44,000
FedEx St. Jude Invitational					
2019 FedEx St Jude Invit'l	T27	67-71-70-69	277	-3	86,250
2020 FedEx St Jude Invit'l	T30	72-68-66-70	276	-4	72,000
					158,250
HSBC Champions					
2020 HSBC Champions	T20	67-73-74-66	280	-8	99,000
					99,000
TOTAL					\$337,000



CAM DAVIS

Australia



HEIGHT: 6-4
WEIGHT: 181
BIRTHDATE: February 21, 1995
BIRTHPLACE: Sydney, New South Wales, Australia
RESIDENCE: Seattle, Washington
TURNED PROFESSIONAL: 2016

PGA TOUR VICTORIES (1): 2021 Rocket Mortgage.


KORN FERRY TOUR VICTORIES (1): 2018 Nashville Golf Open.

INTERNATIONAL VICTORIES (1): 2017 Emirates Australian Open [Aus].

WORLD GOLF CHAMPIONSHIPS CAREER SUMMARY

Tournament	Position	Total Score	Total Score	Par	Money
------------	----------	-------------	-------------	-----	-------

No previous World Golf Championships experience.



BRYSON DECHAMBEAU

United States



HEIGHT: 6-1
WEIGHT: 235
BIRTHDATE: September 16, 1993
BIRTHPLACE: Modesto, California
RESIDENCE: Dallas, Texas
TURNED PROFESSIONAL: 2016

PGA TOUR VICTORIES (8): 2017 John Deere Classic. 2018 Dell Technologies Champ, the Memorial Tournament, THE NORTHERN TRUST. 2019 Shriners Hospitals. 2020 Rocket Mortgage. 2021 Arnold Palmer Inv'tl, U.S. Open (2020).

KORN FERRY TOUR VICTORIES (1): 2016 DAP Championship.

INTERNATIONAL VICTORIES (1): 2019 Omega Dubai Desert Classic.

WORLD GOLF CHAMPIONSHIPS CAREER SUMMARY

Tournament	Position	Total Score	Total Score	Par	Money
Dell Technologies Match Play (2-4-0)					
2019 Dell Tech Match Play	T40				62,500
G1: beat Russell Knox, 3 and 1					
G2: lost to Kiradech Aphibarnrat, 2 and 1					
G3: lost to Marc Leishman, 5 and 4					
2021 Dell Tech Match Play	T42				47,571
G1: lost to Antoine Rozner, 1 Up					
G2: beat Si Woo Kim, 2 and 1					
G3: lost to Tommy Fleetwood, 1 Up					
					110,071

Workday Championship at The Concession

2019 Mexico Championship	T56	75-73-73-69	290	+6	55,500
2020 Mexico Championship	2	68-63-71-65	267	-17	1,150,000
2021 Workday Championship	T22	77-64-72-69	282	-6	100,833
					1,306,333

FedEx St. Jude Invitational

2017 Bridgestone Invit'l	T60	75-69-71-72	287	+7	47,500
2018 Bridgestone Invit'l	30	75-69-68-67	279	-1	79,250
2019 FedEx St Jude Invit'l	T48	67-74-72-68	281	+1	66,000
2020 FedEx St Jude Invit'l	T30	67-73-69-67	276	-4	72,000
					264,750
					TOTAL \$1,681,155



HARRIS ENGLISH

United States



HEIGHT: 6-3
WEIGHT: 185
BIRTHDATE: July 23, 1989
BIRTHPLACE: Valdosta, Georgia
RESIDENCE: Sea Island, Georgia
TURNED PROFESSIONAL: 2011

PGA TOUR VICTORIES (4): 2013 FedEx St. Jude Classic. 2014 OHL Classic at Mayakoba. 2021 Sentry T of C, Travelers Championship.

KORN FERRY TOUR VICTORIES (1): 2011 Children's Invitational.

OTHER VICTORIES (3): 2013 Franklin Templeton Shootout [with Matt Kuchar]. 2016 Franklin Templeton Shootout [with Matt Kuchar]. 2020 QBE Shootout [with Matt Kuchar].

WORLD GOLF CHAMPIONSHIPS CAREER SUMMARY

Tournament	Position	Total Score	Total Score	Par	Money
Dell Technologies Match Play (5-4-0)					
2014 Accenture Match Play	T9				148,000
R1: beat Lee Westwood, 5 and 3					
R2: beat Rory McIlroy, 19 holes					
R3: lost to Jim Furyk, 1 Up					
2015 Cadillac Match Play	T17				85,824
G1: lost to Rickie Fowler, 1 Up					
G2: beat Graeme McDowell, 2 and 1					
G3: beat Shane Lowry, 1 Up					
2021 Dell Tech Match Play	T42				47,571
G1: beat Brendon Todd, 1 Up					
G2: lost to Erik van Rooyen, 2 and 1					
G3: lost to Daniel Berger, 4 and 2					
					281,395

Workday Championship at The Concession

2014 Cadillac Championship	T16	69-77-74-72	292	+4	90,667
2016 Cadillac Championship	10	71-70-71-72	284	-4	165,000
2021 Workday Championship	66	78-69-71-80	298	+10	33,500
					289,167

FedEx St. Jude Invitational

2013 Bridgestone Invit'l	T14	70-68-72-68	278	-2	102,667
2014 Bridgestone Invit'l	T31	69-69-68-73	279	-1	69,500
2016 Bridgestone Invit'l	T27	69-73-74-68	284	+4	80,667
					252,833

HSBC Champions

2016 HSBC Champions	T23	67-71-70-70	278	-10	75,750
					75,750
					TOTAL \$899,145



TONY FINAU

United States



HEIGHT: 6-4
WEIGHT: 200
BIRTHDATE: September 14, 1989
BIRTHPLACE: Salt Lake City, Utah
RESIDENCE: Lehi, Utah
TURNED PROFESSIONAL: 2007

PGA TOUR VICTORIES (1): 2016 Puerto Rico Open.

KORN FERRY TOUR VICTORIES (1): 2014 Stonebrae Classic.

WORLD GOLF CHAMPIONSHIPS CAREER SUMMARY

Tournament	Position	Total Score	Total Score	Par	Money
Dell Technologies Match Play (4-4-1)					
2018 Dell Tech Match Play	T17				97,917
G1: beat Thomas Pieters, 2 and 1					
G2: beat Kevin Na, 3 and 2					
G3: lost to Alex Noren, 1 Up					
2019 Dell Tech Match Play	T40				62,500
G1: beat Keith Mitchell, 2 and 1					
G2: lost to Kevin Kisner, 1 Up					
G3: lost to Ian Poulter, 1 Up					
2021 Dell Tech Match Play	T28				75,000
G1: lost to Dylan Frittelli, 6 and 5					
G2: tied Will Zalatoris, Tied					
G3: beat Jason Kokrak, 2 Up					
					235,417

Workday Championship at The Concession

2018 Mexico Championship	T27	68-70-68-74	280	-4	91,000
2019 Mexico Championship	T25	73-69-69-69	280	-4	93,250
2021 Workday Championship	14	68-67-72-72	279	-9	165,000
					349,250

FedEx St. Jude Invitational

2018 Bridgestone Invit'l	T10	68-66-71-68	273	-7	160,875
2019 FedEx St Jude Invit'l	T27	70-71-68-68	277	-3	86,250
2020 FedEx St Jude Invit'l	T65	70-68-72-74	284	+4	33,250
					280,375

HSBC Champions

2018 HSBC Champions	T11	67-72-74-70	283	-5	140,000
2019 HSBC Champions	2	66-67-70-71	274	-14	1,072,000
2020 HSBC Champions	T53	69-70-75-76	290	+2	52,875
					1,264,875

TOTAL \$2,129,917



MATT FITZPATRICK

England



HEIGHT: 5-10
WEIGHT: 155
BIRTHDATE: September 01, 1994
BIRTHPLACE: Sheffield, England
RESIDENCE: Sheffield, England
TURNED PROFESSIONAL: 2014

BEST PGA TOUR CAREER FINISH: 2-2019 Arnold Palmer Inv'tl.

INTERNATIONAL VICTORIES (6): 2015 British Masters [Eur]. 2016 Nordea Masters [Eur], DP World Tour Championship [Eur]. 2017 Omega European Masters [Eur]. 2018 Omega European Masters [Eur]. 2020 DP World Tour Championship, Dubai.

WORLD GOLF CHAMPIONSHIPS CAREER SUMMARY

Tournament	Position	Total Score	Total Score	Par	Money
Dell Technologies Match Play (6-9-0)					
2016 Dell Match Play	T38				63,000
G1: lost to Phil Mickelson, 5 and 4					
G2: lost to Patrick Reed, 4 and 3					
G3: beat Daniel Berger, 2 Up					
2017 Dell Tech Match Play	T17				93,308
G1: lost to Kevin Na, 5 and 4					
G2: beat Chris Wood, 4 and 2					
G3: beat Justin Thomas, 2 and 1					
2018 Dell Tech Match Play	T36				65,500
G1: lost to Kyle Stanley, 1 Up					
G2: lost to Russell Henley, 2 and 1					
G3: beat Paul Casey, 3 and 2					
2019 Dell Tech Match Play	T61				50,750
G1: lost to Justin Harding, 1 Up					
G2: lost to Luke List, 2 and 1					
G3: lost to Rory McIlroy, 4 and 2					
2021 Dell Tech Match Play	T18				113,700
G1: lost to Jordan Spieth, 3 and 1					
G2: beat Corey Connors, 5 and 4					
G3: beat Matthew Wolff, 3 and 2					
					386,258

Workday Championship at The Concession

2016 Cadillac Championship	T35	76-71-72-73	292	+4	72,500
2017 Mexico Championship	T16	71-67-72-68	278	-6	105,125
2018 Mexico Championship	T30	71-69-74-68	282	-2	81,429
2019 Mexico Championship	T27	72-71-68-70	281	-3	85,000
2020 Mexico Championship	T37	72-70-70-70	282	-2	56,200
2021 Workday Championship	T11	66-69-71-72	278	-10	189,667
					589,920

FedEx St. Jude Invitational

2017 Bridgestone Invit'l	T50	73-71-71-71	286	+6	51,250
2018 Bridgestone Invit'l	T48	66-70-73-73	282	+2	59,250
2019 FedEx St Jude Invit'l	T4	67-64-69-69	269	-11	384,333
2020 FedEx St Jude Invit'l	T6	70-64-69-68	271	-9	268,333
					763,167

HSBC Champions

2016 HSBC Champions	T7	68-69-69-67	273	-15	173,750
2017 HSBC Champions	T16	72-74-70-65	281	-7	103,667
2018 HSBC Champions	T9	68-69-72-73	282	-6	176,000
2019 HSBC Champions	T54	67-80-70-81	298	+10	50,313
2020 HSBC Champions	7	66-67-70-71	274	-14	256,000
					759,729

TOTAL \$2,499,074



TOMMY FLEETWOOD

England



HEIGHT: 5-11
WEIGHT: 168
BIRTHDATE: January 19, 1991
BIRTHPLACE: Southport, England
RESIDENCE: Southport, England
TURNED PROFESSIONAL: 2010

BEST PGA TOUR CAREER FINISH: **2-2017** WGC-Mexico Championship. **2-2018** U.S. Open. **2-2019** The Open Championship, Zurich Classic of New Or.

INTERNATIONAL VICTORIES (6): **2011** Kazakhstan Open [EurChall]. **2013** Johnnie Walker Championship at Gleneagles [Eur]. **2017** HNA Open de France [Eur], Abu Dhabi HSBC Championship [Eur]. **2018** Abu Dhabi HSBC Championship presented by EGA [Eur]. **2019** Nedbank Golf Challenge hosted by Gary Player.

OTHER VICTORIES (2): **2011** Formby Hall Classic [PGA EuroPro]. **2013** Farmfoods British Par-3 Championship.

WORLD GOLF CHAMPIONSHIPS CAREER SUMMARY

Tournament	Position	Total Score	Total Score	Par	Money
Dell Technologies Match Play (10-7-2)					
2015 Cadillac Match Play	T5				285,000
G1: lost to Sergio Garcia, 1 Up					
G2: beat Jamie Donaldson, 21 holes					
G3: beat Bernd Wiesberger, 19 holes					
R4: beat Branden Grace, 2 and 1					
QF: lost to Danny Willett, 4 and 3					
2017 Dell Tech Match Play	T39				63,500
G1: beat Zach Johnson, 1 Up					
G2: lost to Brendan Steele, 1 Up					
G3: lost to Matt Kuchar, 4 and 2					
2018 Dell Tech Match Play	T17				97,917
G1: lost to Ian Poulter, 3 and 2					
G2: beat Kevin Chappell, 7 and 6					
G3: beat Daniel Berger, 2 and 1					
2019 Dell Tech Match Play	T24				81,313
G1: beat Byeong Hun An, 3 and 2					
G2: tied Kyle Stanley, Tied					
G3: lost to Louis Oosthuizen, 4 and 3					

2021 Dell Tech Match Play	T5				337,000
G1: tied Si Woo Kim, Tied					
G2: beat Antoine Rozner, 4 and 3					
G3: beat Bryson DeChambeau, 1 Up					
R4: beat Dylan Frittelli, 4 and 3					
QF: lost to Billy Horschel, 19 holes					
					864,729

Workday Championship at The Concession

2015 Cadillac Championship	T71	77-77-73-80	307	+19	42,625
2017 Mexico Championship	2	69-70-66-66	271	-13	1,045,000
2018 Mexico Championship	T14	72-71-67-66	276	-8	126,500
2019 Mexico Championship	T19	70-65-72-72	279	-5	103,750
2020 Mexico Championship	T18	70-69-70-69	278	-6	125,500
2021 Workday Championship	T44	75-72-68-75	290	+2	48,500
					1,491,875

FedEx St. Jude Invitational

2017 Bridgestone Invit'l	T28	70-68-70-71	279	-1	73,563
2018 Bridgestone Invit'l	T14	66-63-74-71	274	-6	128,250
2019 FedEx St Jude Invit'l	T4	68-70-65-66	269	-11	384,333
2020 FedEx St Jude Invit'l	T35	72-67-73-65	277	-3	56,111
					642,257

HSBC Champions

2014 HSBC Champions	T18	68-70-69-72	279	-9	87,000
2015 HSBC Champions	T24	69-75-74-69	287	-1	73,500
2016 HSBC Champions	T30	67-71-72-70	280	-8	68,000
2018 HSBC Champions	T20	71-70-70-74	285	-3	90,250
2019 HSBC Champions	T7	68-68-72-75	283	-5	210,563
2020 HSBC Champions	T53	74-76-73-67	290	+2	52,875
					582,188
					TOTAL \$3,581,049



SERGIO GARCIA

Spain



HEIGHT: 5-10
WEIGHT: 180
BIRTHDATE: January 09, 1980
BIRTHPLACE: Castellon, Spain
RESIDENCE: Crans-Montana, Switzerland
TURNED PROFESSIONAL: 1999

PGA TOUR VICTORIES (11): 2001 MasterCard Colonial, Buick Classic. 2002 Mercedes Championships. 2004 EDS Byron Nelson Champ, Buick Classic. 2005 Booz Allen Classic. 2008 THE PLAYERS Championship. 2012 Wyndham Championship. 2016 AT&T Byron Nelson. 2017 Masters Tournament. 2021 Sanderson Farms Champ..

INTERNATIONAL VICTORIES (20): 1999 Murphy's Irish Open [Eur], Linde German Masters [Eur]. 2001 Lancome Trophy [Eur]. 2002 Canarias Open de Espana [Eur], Kolon Cup Korean Open [Asia]. 2004 Mallorca Classic [Eur]. 2005 Omega European Masters [Eur]. 2008 Castello Masters [Eur], World Golf Championships-HSBC Champions [Eur], Castello Masters [Eur]. 2011 Andalucia Masters [Eur]. 2012 Iskandar Johor Open [Asia], Thailand Golf Championship [Asia]. 2013 Commercial Bank Qatar Masters [Eur]. 2015 Ho Tram Open [Asia]. 2017 Omega Dubai Desert Classic [Eur], Andalucia Valderrama Masters hosted by the Sergio Garcia Foundation [Eur]. 2018 SMBC Singapore Open [Asia], Andalucia Valderrama Masters hosted by the Sergio Garcia Foundation [Eur]. 2019 KLM Open.

OTHER VICTORIES (4): 1997 Catalanian Open Championship. 1999 Dunhill Cup [with Miguel Angel Jimenez and Jose Maria Olazabal]. 2001 Nedbank Golf Challenge [SAF]. 2002 Nedbank Golf Challenge [SAF].

WORLD GOLF CHAMPIONSHIPS CAREER SUMMARY					
Tournament	Position	Total Score	Total Score	Par	Money
Dell Technologies Match Play (28-22-1)					
2000 Accenture Match Play	T9				75,000
R1: beat Loren Roberts, 20 holes					
R2: beat Mike Weir, 7 and 6					
R3: lost to David Duval, 2 and 1					
2002 Accenture Match Play	T9				85,000
R1: beat Lee Janzen, 3 and 2					
R2: beat Charles Howell III, 1 up					
R3: lost to Scott McCarron, 1 down					
2003 Accenture Match Play	T33				30,000
R1: lost to Kevin Sutherland, 2 and 1					
2004 Accenture Match Play	T33				35,000
R1: lost to Jerry Kelly, 1 Up					
2005 Accenture Match Play	T9				125,000
R1: beat Alex Cejka, 4 and 2					
R2: beat Jerry Kelly, 19 holes					
R3: lost to Adam Scott, 4 and 3					
2007 Accenture Match Play	T17				90,000
R1: beat Darren Clarke, 19 holes					
R2: lost to Charles Howell III, 4 and 3					
2008 Accenture Match Play	T17				90,000
R1: beat John Senden, 3 and 2					
R2: lost to Boo Weekley, 3 and 1					
2009 Accenture Match Play	T33				45,000
R1: lost to Charl Schwartzel, 1 Up					
2010 Accenture Match Play	4				490,000
R1: beat David Toms, 2 Up					
R2: beat Anders Hansen, 2 and 1					
R3: beat Tim Clark, 2 and 1					
QF: beat Oliver Wilson, 4 and 3					
SF: lost to Ian Poulter, 7 and 6					
Consolation: lost to Camilo Villegas, 5 and 4					
2012 Accenture Match Play	T33				45,000
R1: lost to Miguel Angel Jiménez, 2 and 1					
2013 Accenture Match Play	T17				96,000
R1: beat Thongchai Jaidee, 20 holes					
R2: lost to Matt Kuchar, 2 and 1					
2014 Accenture Match Play	T9				148,000
R1: beat Marc Leishman, 22 holes					
R2: beat Bill Haas, 3 and 1					
R3: lost to Rickie Fowler, 1 Up					
2015 Cadillac Match Play	T34				63,500
G1: beat Tommy Fleetwood, 2 Up					
G2: lost to Bernd Wiesberger, 2 and 1					
G3: lost to Jamie Donaldson, 2 and 1					
2016 Dell Match Play	T18				90,900
G1: beat Lee Westwood, 1 Up					
G2: lost to Ryan Moore, 1 Up					
G3: beat Marc Leishman, 5 and 4					
2017 Dell Tech Match Play	T30				74,000
G1: tied Shane Lowry, Tied					
G2: beat Kevin Chappell, 4 and 3					
G3: lost to Jon Rahm, 6 and 4					

2018 Dell Tech Match Play	T9				163,000
G1: beat Shubhankar Sharma, 1 Up					
G2: beat Dylan Frittelli, 2 Up					
G3: beat Xander Schauffele, 3 and 1					
R4: lost to Kyle Stanley, 3 and 1					
2019 Dell Tech Match Play	T5				315,000
G1: beat Shane Lowry, 4 and 2					
G2: beat Andrew Putnam, 5 and 4					
G3: lost to Patrick Reed, 2 and 1					
R4: beat Branden Grace, 1 Up					
QF: lost to Matt Kuchar, 1 Up					
2021 Dell Tech Match Play	T5				337,000
G1: beat Lee Westwood, 4 and 3					
G2: beat Tyrrell Hatton, 3 and 2					
G3: lost to Matt Wallace, 3 and 2					
R4: beat Mackenzie Hughes, 2 and 1					
QF: lost to Victor Perez, 4 and 3					
					2,397,400

Workday Championship at The Concession					
1999 American Express	T7	74-69-69-73	285	+1	135,000
2000 American Express	T5	69-74-74-64	281	-7	157,500
2002 American Express	7	69-69-70-62	270	-18	155,000
2003 American Express	T12	65-73-70-75	283	+3	89,375
2004 American Express	T4	67-72-67-70	276	-12	308,000
2005 American Express	T3	67-69-67-69	272	-8	353,667
2006 American Express	T32	69-73-71-69	282	-2	61,000
2007 CA Championship	T3	71-70-71-70	282	-6	378,333
2008 CA Championship	T15	69-73-69-68	279	-9	86,700
2009 CA Championship	T31	72-72-68-70	282	-6	68,500
2010 CA Championship	T37	74-72-71-69	286	-2	62,500
2012 Cadillac Championship	T60	75-74-68-76	293	+5	42,000
2013 Cadillac Championship	T3	66-72-67-69	274	-14	417,500
2014 Cadillac Championship	T16	74-76-73-69	292	+4	90,667
2015 Cadillac Championship	T31	73-69-71-78	291	+3	72,000
2016 Cadillac Championship	T11	73-71-67-74	285	-3	145,000
2017 Mexico Championship	T12	68-71-68-70	277	-7	131,250
2018 Mexico Championship	T7	68-65-69-70	272	-12	239,750
2019 Mexico Championship	T6	69-66-69-70	274	-10	261,667
2020 Mexico Championship	T37	74-72-70-66	282	-2	56,200
2021 Workday Championship	T32	67-74-67-76	284	-4	72,000
					3,383,608

FedEx St. Jude Invitational					
1999 NEC Invitational	T7	67-70-69-72	278	-2	154,000
2002 NEC Invitational	T58	68-73-76-73	290	+6	29,500
2003 NEC Invitational	T30	64-76-69-73	282	+2	43,000
2004 NEC Invitational	T16	68-70-70-70	278	-2	79,333
2005 NEC Invitational	T13	68-70-67-74	279	-1	94,400
2006 Bridgestone Invit'l	T22	69-73-68-71	281	+1	68,000
2007 Bridgestone Invit'l	T20	71-77-71-67	286	+6	75,500
2008 Bridgestone Invit'l	T36	69-72-68-72	281	+1	52,000
2009 Bridgestone Invit'l	T22	68-72-70-70	280	E	74,429
2010 Bridgestone Invit'l	T22	70-70-69-70	279	-1	72,000
2011 Bridgestone Invit'l	T53	68-72-72-72	284	+4	46,500
2012 Bridgestone Invit'l	T29	67-72-71-71	281	+1	68,000
2013 Bridgestone Invit'l	T40	71-76-70-68	285	+5	61,500
2014 Bridgestone Invit'l	2	68-61-67-71	267	-13	900,000
2015 Bridgestone Invit'l	T37	71-67-72-73	283	+3	63,000
2017 Bridgestone Invit'l	T39	72-71-72-67	282	+2	65,500
2018 Bridgestone Invit'l	T39	70-69-67-75	281	+1	66,250
2019 FedEx St Jude Invit'l	T40	69-71-70-69	279	-1	74,000
2020 FedEx St Jude Invit'l	T35	67-71-68-71	277	-3	56,111
					2,143,023

HSBC Champions					
2009 HSBC Champions	T23	75-70-69-67	281	-7	66,000
2014 HSBC Champions	4	70-68-69-63	270	-18	365,000
2015 HSBC Champions	T28	74-72-73-69	288	E	68,500
2016 HSBC Champions	T11	68-70-68-68	274	-14	106,167
2017 HSBC Champions	T9	68-72-69-67	276	-12	170,000
2020 HSBC Champions	T53	72-68-75-75	290	+2	52,875
					828,542
					TOTAL \$8,752,573



LUCAS GLOVER

United States



HEIGHT: 6-2
WEIGHT: 195
BIRTHDATE: November 12, 1979
BIRTHPLACE: Greenville, South Carolina
RESIDENCE: Tequesta, Florida
TURNED PROFESSIONAL: 2001

PGA TOUR VICTORIES (4): 2005 FUNAI Classic-Disney. 2009 U.S. Open Championship. 2011 Wells Fargo Championship. 2021 John Deere Classic.

KORN FERRY TOUR VICTORIES (1): 2003 Gila River Classic.

OTHER VICTORIES (1): 2009 PGA Grand Slam of Golf.

WORLD GOLF CHAMPIONSHIPS CAREER SUMMARY


Tournament	Position	Total Score	Total Score	Par	Money
Dell Technologies Match Play (0-3-0)					
2006 Accenture Match Play	T33				35,000
R1: lost to Adam Scott, 2 and 1					
2007 Accenture Match Play	T33				40,000
R1: lost to Nick O'Hern, 4 and 3					
2010 Accenture Match Play	T33				45,000
R1: lost to Anders Hansen, 2 and 1					
120,000					
Workday Championship at The Concession					
2006 American Express	T13	69-68-68-71	276	-8	98,375
2007 CA Championship	T26	73-73-72-72	290	+2	69,500
2010 CA Championship	T56	72-72-71-75	290	+2	45,500
2020 Mexico Championship	T61	71-73-76-69	289	+5	35,000
248,375					

FedEx St. Jude Invitational

2006 Bridgestone Invit'l	T4	66-69-69-69	273	-7	246,250
2008 Bridgestone Invit'l	T63	70-75-72-70	287	+7	37,000
2009 Bridgestone Invit'l	T19	69-69-68-73	279	-1	83,000
2010 Bridgestone Invit'l	T22	70-66-70-73	279	-1	72,000
2011 Bridgestone Invit'l	T23	68-68-72-70	278	-2	75,250
513,500					

HSBC Champions

2011 HSBC Champions	T20	76-68-71-66	281	-7	71,000
2018 HSBC Champions	T50	71-75-76-70	292	+4	51,875
2020 HSBC Champions	T49	73-70-74-72	289	+1	56,500
179,375					
TOTAL \$1,061,250					



BRIAN HARMAN

United States



HEIGHT: 5-7
WEIGHT: 150
BIRTHDATE: January 19, 1987
BIRTHPLACE: Savannah, Georgia
RESIDENCE: St. Simons Island, Georgia
TURNED PROFESSIONAL: 2009

PGA TOUR VICTORIES (2): 2014 John Deere Classic. 2017 Wells Fargo Championship.

WORLD GOLF CHAMPIONSHIPS CAREER SUMMARY

Tournament	Position	Total Score	Total Score	Par	Money
Dell Technologies Match Play (5-3-1)					
2018 Dell Tech Match Play	T9				163,000
G1: tied Jhonattan Vegas, Tied					
G2: beat Peter Uihlein, 3 and 2					
G3: beat Rory McIlroy, 5 and 3					
R4: lost to Bubba Watson, 2 and 1					
2021 Dell Tech Match Play	T5				337,000
G1: lost to Patrick Cantlay, 1 Up					
G2: beat Hideki Matsuyama, 1 Up					
G3: beat Carlos Ortiz, 3 and 2					
R4: beat Bubba Watson, 2 and 1					
QF: lost to Matt Kuchar, 2 and 1					
500,000					

Workday Championship at The Concession


2018 Mexico Championship	T5	68-67-68-68	271	-13	330,500
330,500					

FedEx St. Jude Invitational

2014 Bridgestone Invit'l	65	72-70-75-76	293	+13	43,750
2017 Bridgestone Invit'l	T50	70-74-69-73	286	+6	51,250
2018 Bridgestone Invit'l	62	71-68-72-75	286	+6	50,750
145,750					

HSBC Champions

2018 HSBC Champions	8	68-69-70-74	281	-7	210,000
2019 HSBC Champions	72	73-73-81-78	305	+17	45,250
255,250					
TOTAL \$1,231,500					



TYRRELL HATTON

England



HEIGHT: 5-9
WEIGHT: 161
BIRTHDATE: October 14, 1991
BIRTHPLACE: High Wycombe, Buckinghamshire, England
RESIDENCE: Marlow, Buckinghamshire, England
TURNED PROFESSIONAL: 2011

PGA TOUR VICTORIES (1): 2020 Arnold Palmer Inv'tl.

INTERNATIONAL VICTORIES (6): 2016 Alfred Dunhill Links Championship [Eur]. 2017 Italian Open [Eur], Alfred Dunhill Links Championship [Eur]. 2019 Turkish Airlines Open. 2020 BMW PGA Championship. 2021 Abu Dhabi HSBC Championship.

OTHER VICTORIES (1): 2012 Your Golf Travel Classic.

WORLD GOLF CHAMPIONSHIPS CAREER SUMMARY

Tournament	Position	Total Score	Total Score	Par	Money
Dell Technologies Match Play (6-6-2)					
2017 Dell Tech Match Play	T17				93,308
G1: beat Charles Howell III, 2 and 1					
G2: beat Jeunghun Wang, 2 Up					
G3: lost to Rafa Cabrera Bello, 2 and 1					
2018 Dell Tech Match Play	T9				163,000
G1: beat Alexander Levy, 3 and 2					
G2: beat Brendan Steele, 3 and 2					
G3: lost to Charley Hoffman, 3 and 2					
R4: lost to Cameron Smith, 2 and 1					
2019 Dell Tech Match Play	T9				167,000
G1: beat Rafa Cabrera Bello, 4 and 3					
G2: tied Xander Schauffele, Tied					
G3: beat Lee Westwood, 3 and 1					
R4: lost to Matt Kuchar, 4 and 3					
2021 Dell Tech Match Play	T56				38,000
G1: tied Matt Wallace, Tied					
G2: lost to Sergio Garcia, 3 and 2					
G3: lost to Lee Westwood, 4 and 3					
					461,308

Workday Championship at The Concession

2017 Mexico Championship	T10	70-67-68-70	275	-9	166,000
2018 Mexico Championship	T3	70-68-64-67	269	-15	510,500
2019 Mexico Championship	T19	67-70-72-70	279	-5	103,750
2020 Mexico Championship	T6	69-68-66-68	271	-13	320,667
2021 Workday Championship	T22	70-73-70-69	282	-6	100,833
					1,201,750

FedEx St. Jude Invitational

2017 Bridgestone Invit'l	T36	72-71-69-69	281	+1	68,000
2018 Bridgestone Invit'l	T28	68-67-72-71	278	-2	81,250
2019 FedEx St. Jude Invit'l	T43	66-71-69-74	280	E	70,000
2020 FedEx St. Jude Invit'l	T69	72-69-73-73	287	+7	32,000
					251,250

HSBC Champions

2016 HSBC Champions	T54	70-76-70-70	286	-2	47,500
2017 HSBC Champions	T23	70-76-67-71	284	-4	80,167
2018 HSBC Champions	T11	68-70-71-74	283	-5	140,000
2019 HSBC Champions	T22	72-70-74-73	289	+1	86,500
2020 HSBC Champions	T14	72-73-68-65	278	-10	127,000
					481,167
					TOTAL \$2,395,474



LUCAS HERBERT

Australia



HEIGHT: 6-2
WEIGHT: 172
BIRTHDATE: December 05, 1995
BIRTHPLACE: Bendigo, Australia
RESIDENCE: Melbourne, Australia
TURNED PROFESSIONAL: 2015

BEST PGA TOUR CAREER FINISH: 18-2021 the Memorial Tournament.

INTERNATIONAL VICTORIES (1): 2020 Omega Dubai Desert Classic.

WORLD GOLF CHAMPIONSHIPS CAREER SUMMARY

Tournament	Position	Total Score	Total Score	Par	Money
Workday Championship at The Concession					
2020 Mexico Championship	T58	75-70-74-69	288	+4	36,500
2021 Workday Championship	T70	77-77-74-74	302	+14	32,500
					69,000
FedEx St. Jude Invitational					
2020 FedEx St. Jude Invit'l	T49	71-73-69-67	280	E	44,000
					44,000
					TOTAL \$113,000



JIM HERMAN

United States




HEIGHT: 6-0
WEIGHT: 170
BIRTHDATE: November 05, 1977
BIRTHPLACE: Cincinnati, Ohio
RESIDENCE: Palm City, Florida
TURNED PROFESSIONAL: 2000

PGA TOUR VICTORIES (3): 2016 Shell Houston Open. 2019 Barbasol Championship. 2020 Wyndham Championship.

KORN FERRY TOUR VICTORIES (1): 2010 Moonah Classic.

WORLD GOLF CHAMPIONSHIPS CAREER SUMMARY

Tournament	Position	Total Score	Total Score	Par	Money
FedEx St. Jude Invitational					
2016 Bridgestone Invit'l	T27	73-73-70-68	284	+4	80,667 80,667
HSBC Champions					
2011 HSBC Champions	T38	74-70-73-68	285	-3	47,500 47,500
TOTAL					\$128,167



GARRICK HIGGO

South Africa



HEIGHT: 6-0
WEIGHT: 185
BIRTHDATE: May 12, 1999
BIRTHPLACE: Johannesburg, South Africa
RESIDENCE: Stellenbosch, South Africa
TURNED PROFESSIONAL: 2019


PGA TOUR VICTORIES (1): 2021 Palmetto Championship.

INTERNATIONAL VICTORIES (6): 2019 Sun City Challenge, Big Easy Challenge 3 - Modderfontein. 2020 Tour Championship, Open de Portugal at Royal Obidos. 2021 Gran Canaria Lopesan Open, Canary Islands Championship.

WORLD GOLF CHAMPIONSHIPS CAREER SUMMARY

Tournament	Position	Total Score	Total Score	Par	Money
------------	----------	-------------	-------------	-----	-------

No previous World Golf Championships experience.



MAX HOMA

United States



HEIGHT: 6-1
WEIGHT: 180
BIRTHDATE: November 19, 1990
BIRTHPLACE: Burbank, California
RESIDENCE: Scottsdale, Arizona
TURNED PROFESSIONAL: 2013

PGA TOUR VICTORIES (2): 2019 Wells Fargo Championship. 2021 The Genesis Invitational.

KORN FERRY TOUR VICTORIES (2): 2014 BMW Charity Pro-Am. 2016 Rust-Oleum Championship.

WORLD GOLF CHAMPIONSHIPS CAREER SUMMARY

Tournament	Position	Total Score	Total Score	Par	Money
Dell Technologies Match Play (2-1-0)					
2021 Dell Tech Match Play	T18				113,700
G1: lost to Billy Horschel, 1 Up					
G2: beat Collin Morikawa, 2 and 1					
G3: beat J.T. Poston, 3 and 2					
					113,700

Workday Championship at The Concession

2021 Workday Championship	T22	73-70-67-72	282	-6	100,833
					100,833

FedEx St. Jude Invitational

2019 FedEx St Jude Invit'l	T61	74-73-77-68	292	+12	53,500
2020 FedEx St Jude Invit'l	T52	66-73-72-70	281	+1	40,000
					93,500
				TOTAL	\$308,033



BILLY HORSCHHEL

United States



HEIGHT: 6-0
WEIGHT: 175
BIRTHDATE: December 07, 1986
BIRTHPLACE: Grant, Florida
RESIDENCE: Ponte Vedra Beach, Florida
TURNED PROFESSIONAL: 2009

PGA TOUR VICTORIES (6): 2013 Zurich Classic of New Or. 2014 TOUR Championship, BMW Championship. 2017 AT&T Byron Nelson. 2018 Zurich Classic of New Or. 2021 WGC-Dell Tech Match Play.

WORLD GOLF CHAMPIONSHIPS CAREER SUMMARY

Tournament	Position	Total Score	Total Score	Par	Money
Dell Technologies Match Play (11-6-1)					
2014 Accenture Match Play	T17				99,000
R1: beat Jamie Donaldson, 6 and 5					
R2: lost to Jason Day, 22 holes					
2015 Cadillac Match Play	T17				85,824
G1: beat Brandt Snedeker, 5 and 4					
G2: beat Jason Dufner, 3 and 2					
G3: lost to Rory McIlroy, 20 holes					
2016 Dell Match Play	T38				63,000
G1: lost to Brooks Koepka, 3 and 2					
G2: beat Danny Willett, 3 and 2					
G3: lost to Jaco Van Zyl, 2 and 1					
2019 Dell Tech Match Play	T24				81,313
G1: tied Jordan Spieth, Tied					
G2: beat Bubba Watson, 2 and 1					
G3: lost to Kevin Na, 3 and 1					
2021 Dell Tech Match Play	1				1,820,000
G1: beat Max Homa, 1 Up					
G2: lost to J.T. Poston, 4 and 2					
G3: beat Collin Morikawa, 3 and 2					
R4: beat Kevin Streelman, 3 and 1					
QF: beat Tommy Fleetwood, 19 holes					
SF: beat Victor Perez, 3 and 2					
Consolation: beat Scottie Scheffler, 2 and 1					
					2,149,136

Workday Championship at The Concession

2014 Cadillac Championship	T50	77-78-71-73	299	+11	54,500
2015 Cadillac Championship	T46	72-75-75-72	294	+6	59,000
2016 Cadillac Championship	41	72-71-75-75	293	+5	69,000
2019 Mexico Championship	T45	68-76-70-71	285	+1	65,000
2020 Mexico Championship	T9	68-71-68-65	272	-12	237,500
2021 Workday Championship	T2	67-67-69-70	273	-15	783,333
					1,268,333

FedEx St. Jude Invitational

2013 Bridgestone Invit'l	T44	74-74-72-66	286	+6	57,500
2015 Bridgestone Invit'l	T33	71-73-70-68	282	+2	67,500
2017 Bridgestone Invit'l	T74	76-78-77-68	299	+19	43,875
2019 FedEx St Jude Invit'l	T9	67-66-69-70	272	-8	205,000
2020 FedEx St Jude Invit'l	T25	70-70-68-67	275	-5	87,200
					461,075

HSBC Champions

2014 HSBC Champions	T34	71-69-72-71	283	-5	64,000
2015 HSBC Champions	T73	80-77-79-70	306	+18	40,500
2019 HSBC Champions	T11	68-72-71-73	284	-4	152,333
2020 HSBC Champions	T24	69-71-73-69	282	-6	85,000
					341,833
				TOTAL	\$4,220,378



VIKTOR HOVLAND

Norway




HEIGHT: 5-10
WEIGHT: 165
BIRTHDATE: September 18, 1997
BIRTHPLACE: Oslo, Norway
RESIDENCE: Stillwater, Oklahoma
TURNED PROFESSIONAL: 2019

PGA TOUR VICTORIES (2): 2020 Puerto Rico Open. 2021 Mayakoba Golf Classic.

INTERNATIONAL VICTORIES (1): 2021 BMW International Open.

WORLD GOLF CHAMPIONSHIPS CAREER SUMMARY

Tournament	Position	Total Score	Total Score	Par	Money
Dell Technologies Match Play (1-2-0)					
2021 Dell Tech Match Play	T42				47,571
G1: lost to Kevin Streelman, 4 and 2					
G2: lost to Bernd Wiesberger, 4 and 2					
G3: beat Abraham Ancer, 1 Up					
					47,571
Workday Championship at The Concession					
2021 Workday Championship	T2	71-69-66-67	273	-15	783,333
					783,333
FedEx St. Jude Invitational					
2020 FedEx St Jude Invit'l	T59	67-75-72-69	283	+3	35,250
					35,250
TOTAL					\$866,155



SUNGJAE IM

South Korea



HEIGHT: 6-0
WEIGHT: 200
BIRTHDATE: March 30, 1998
BIRTHPLACE: Cheongju, South Korea
RESIDENCE: Jeju, South Korea
TURNED PROFESSIONAL: 2015

PGA TOUR VICTORIES (1): 2020 The Honda Classic.

KORN FERRY TOUR VICTORIES (2): 2018 WinCo Foods Portland Open, The Bahamas Great Exuma.

INTERNATIONAL VICTORIES (1): 2019 Genesis Championship.

WORLD GOLF CHAMPIONSHIPS CAREER SUMMARY

Tournament	Position	Total Score	Total Score	Par	Money
Dell Technologies Match Play (1-2-0)					
2021 Dell Tech Match Play	T42				47,571
G1: beat Russell Henley, 1 Up					
G2: lost to Marc Leishman, 2 and 1					
G3: lost to Victor Perez, 2 and 1					
					47,571
Workday Championship at The Concession					
2020 Mexico Championship	T29	69-72-70-70	281	-3	73,500
2021 Workday Championship	T28	68-74-69-72	283	-5	82,500
					156,000
FedEx St. Jude Invitational					
2020 FedEx St Jude Invit'l	T35	67-68-69-73	277	-3	56,111
					56,111
HSBC Champions					
2020 HSBC Champions	T11	66-69-70-72	277	-11	155,000
					155,000
TOTAL					\$414,683



DUSTIN JOHNSON

United States



HEIGHT: 6-4
WEIGHT: 190
BIRTHDATE: June 22, 1984
BIRTHPLACE: Columbia, South Carolina
RESIDENCE: Jupiter, Florida
TURNED PROFESSIONAL: 2007

PGA TOUR VICTORIES (24): **2008** Turning Stone Champ., **2009** AT&T Pebble Beach, **2010** AT&T Pebble Beach, BMW Championship. **2011** The Barclays. **2012** FedEx St. Jude Classic. **2013** Hyundai T of C. **2014** WGC-HSBC Champions. **2015** WGC-Cadillac Championship. **2016** WGC-Bridgestone Invit'l, U.S. Open, BMW Championship. **2017** WGC-Mexico Championship, WGC-Dell Tech Match Play, Genesis Open, THE NORTHERN TRUST. **2018** Sentry T of C, FedEx St. Jude Classic, RBC Canadian Open. **2019** WGC-Mexico Championship. **2020** TOUR Championship, THE NORTHERN TRUST, Travelers Championship. **2021** Masters Tournament (2020).

INTERNATIONAL VICTORIES (3): **2019** Saudi International powered by SBIA [Eur], Saudi International powered by SBIA [Eur]. **2021** Saudi International powered by SoftBank Investment Advisers.

OTHER VICTORIES (1): **2010** Shark Shootout [with Ian Poulter].

WORLD GOLF CHAMPIONSHIPS CAREER SUMMARY

Tournament	Position	Total Score	Total Score	Par	Money
Dell Technologies Match Play (16-15-1)					
2009 Accenture Match Play	T33				45,000
R1: lost to Steve Stricker, 2 and 1					
2010 Accenture Match Play	T33				45,000
R1: lost to Camilo Villegas, 4 and 3					
2011 Accenture Match Play	T33				45,000
R1: lost to Mark Wilson, 19 holes					
2012 Accenture Match Play	T9				140,000
R1: beat Jim Furyk, 20 holes					
R2: beat Francesco Molinari, 7 and 5					
R3: lost to Mark Wilson, 4 and 3					
2013 Accenture Match Play	T33				46,000
R1: lost to Alex Noren, 6 and 4					
2014 Accenture Match Play	T33				48,000
R1: lost to Peter Hanson, 4 and 3					
2015 Cadillac Match Play	T17				85,824
G1: beat Matt Jones, 3 and 1					
G2: lost to Charl Schwartzel, 20 holes					
G3: beat Victor Dubuisson, 2 and 1					
2016 Dell Match Play	T5				290,000
G1: lost to Robert Streb, 3 and 2					
G2: beat Kiradech Aphibarnrat, 5 and 4					
G3: beat Jimmy Walker, 2 and 1					
R4: beat Patrick Reed, 3 and 2					
QF: lost to Louis Oosthuizen, 2 and 1					
2017 Dell Tech Match Play	1				1,660,000
G1: beat Webb Simpson, 5 and 3					
G2: beat Martin Kaymer, 3 and 2					
G3: beat Jimmy Walker, 5 and 3					
R4: beat Zach Johnson, 5 and 4					
QF: beat Alex Noren, 3 and 2					
SF: beat Hideto Tanihara, 1 Up					
Consolation: beat Jon Rahm, 1 Up					
2018 Dell Tech Match Play	T59				50,250
G1: lost to Bernd Wiesberger, 3 and 1					
G2: lost to Adam Hadwin, 4 and 3					
G3: lost to Kevin Kisner, 4 and 3					
2019 Dell Tech Match Play	T40				62,500
G1: beat Chez Reavie, 4 and 3					
G2: lost to Branden Grace, 1 Up					
G3: lost to Hideki Matsuyama, 3 and 2					
2021 Dell Tech Match Play	T28				75,000
G1: beat Adam Long, 2 Up					
G2: tied Robert MacIntyre, Tied					
G3: lost to Kevin Na, 1 Up					
					2,592,574

Workday Championship at The Concession

2009 CA Championship	T35	70-66-71-76	283	-5	64,000
2010 CA Championship	T56	69-72-76-73	290	+2	45,500
2011 Cadillac Championship	2	69-69-65-71	274	-14	850,000
2012 Cadillac Championship	T35	75-68-73-68	284	-4	60,500
2013 Cadillac Championship	T12	68-69-70-72	279	-9	113,750
2014 Cadillac Championship	T4	69-74-73-72	288	E	395,000
2015 Cadillac Championship	1	68-73-69-69	279	-9	1,570,000
2016 Cadillac Championship	T14	72-64-71-79	286	-2	120,000
2017 Mexico Championship	1	70-66-66-68	270	-14	1,660,000
2018 Mexico Championship	T7	69-66-68-69	272	-12	239,750
2019 Mexico Championship	1	64-67-66-66	263	-21	1,745,000
2020 Mexico Championship	T48	76-71-67-70	284	E	45,500
2021 Workday Championship	T54	77-69-69-78	293	+5	38,300
					6,947,300

FedEx St. Jude Invitational

2009 Bridgestone Invit'l	T22	70-71-70-69	280	E	74,429
2010 Bridgestone Invit'l	15	72-65-68-71	276	-4	96,000
2011 Bridgestone Invit'l	T48	73-69-70-71	283	+3	49,300
2012 Bridgestone Invit'l	T19	69-68-73-68	278	-2	82,000
2013 Bridgestone Invit'l	T33	72-69-75-67	283	+3	68,000
2015 Bridgestone Invit'l	T53	69-67-75-76	287	+7	48,167
2016 Bridgestone Invit'l	1	69-73-66-66	274	-6	1,620,000
2017 Bridgestone Invit'l	T17	68-75-68-66	277	-3	95,500
2018 Bridgestone Invit'l	T3	69-71-66-64	270	-10	510,000
2019 FedEx St. Jude Invit'l	T20	69-69-69-68	275	-5	113,500
2020 FedEx St. Jude Invit'l	T12	69-68-68-67	272	-8	166,667
					2,923,562

HSBC Champions

2012 HSBC Champions	T39	67-68-84-66	285	-3	47,000
2014 HSBC Champions	1	69-63-66-66	264	-24	1,400,000
2016 HSBC Champions	T5	65-71-65-71	272	-16	276,500
2017 HSBC Champions	T35	74-74-70-69	287	-1	67,000
2018 HSBC Champions	T2	68-63-68-77	276	-12	679,667
2019 HSBC Champions	T30	74-73-73-71	291	+3	74,500
					2,544,667
					TOTAL \$15,008,10



MATT JONES

Australia 

HEIGHT: 6-0
WEIGHT: 170
BIRTHDATE: April 19, 1980
BIRTHPLACE: Sydney, New South Wales, Australia
RESIDENCE: Scottsdale, Arizona
TURNED PROFESSIONAL: 2001

PGA TOUR VICTORIES (2): 2014 Shell Houston Open. 2021 The Honda Classic.

INTERNATIONAL VICTORIES (3): 2015 Emirates Australian Open. 2019 Emirates Australian Open, Emirates Australian Open.

WORLD GOLF CHAMPIONSHIPS CAREER SUMMARY

Tournament	Position	Total Score	Total Score	Par	Money
Dell Technologies Match Play (1-4-1)					
2015 Cadillac Match Play	T34				63,500
G1: lost to Dustin Johnson, 3 and 1					
G2: beat Victor Dubuisson, 2 Up					
G3: lost to Charl Schwartzel, 20 holes					
2016 Dell Match Play	T51				52,000
G1: lost to Louis Oosthuizen, 2 and 1					
G2: lost to Andy Sullivan, 3 and 1					
G3: tied Bernd Wiesberger, Tied					
					115,500

FedEx St. Jude Invitational

2014 Bridgestone Invit'l	T31	70-70-69-70	279	-1	69,500
2016 Bridgestone Invit'l	T16	74-70-69-69	282	+2	105,200
2020 FedEx St. Jude Invit'l	T59	71-72-69-71	283	+3	35,250
					209,950

HSBC Champions

2015 HSBC Champions	T53	75-76-71-72	294	+6	47,000
2016 HSBC Champions	T40	74-70-68-70	282	-6	58,500
					105,500
					TOTAL \$430,950



BRAD KENNEDY


Australia 

HEIGHT:
WEIGHT:
BIRTHDATE: June 18, 1974

BEST PGA TOUR CAREER FINISH: 41-2021 ZOZO CHAMPIONSHIP.

WORLD GOLF CHAMPIONSHIPS CAREER SUMMARY

Tournament	Position	Total Score	Total Score	Par	Money
Workday Championship at The Concession					
2021 Workday Championship	T61	81-73-69-73	296	+8	35,000
					35,000
HSBC Champions					
2012 HSBC Champions	T51	73-77-67-71	288	E	38,000
					38,000
					TOTAL \$73,000



SI WOO KIM

South Korea



HEIGHT: 5-11
WEIGHT: 182
BIRTHDATE: June 28, 1995
BIRTHPLACE: Seoul, South Korea
RESIDENCE: Dallas, Texas
TURNED PROFESSIONAL: 2012

PGA TOUR VICTORIES (3): 2016 Wyndham Championship. 2017 THE PLAYERS Championship. 2021 The American Express.

KORN FERRY TOUR VICTORIES (1): 2015 Stonebrae Classic.

WORLD GOLF CHAMPIONSHIPS CAREER SUMMARY

Tournament	Position	Total Score	Total Score	Par	Money
Dell Technologies Match Play (3-7-3)					
2017 Dell Tech Match Play	T30				74,000
G1: lost to Phil Mickelson, 5 and 3					
G2: tied J.B. Holmes, Tied					
G3: beat Daniel Berger, 1 Up					
2018 Dell Tech Match Play	T9				163,000
G1: tied Pat Perez, Tied					
G2: beat Gary Woodland, 5 and 3					
G3: beat Webb Simpson, 2 Up					
R4: lost to Justin Thomas, 6 and 5					
2019 Dell Tech Match Play	T61				50,750
G1: lost to Jon Rahm, 7 and 5					
G2: lost to Matt Kuchar, 6 and 4					
G3: lost to J.B. Holmes, 6 and 4					
2021 Dell Tech Match Play	T56				38,000
G1: tied Tommy Fleetwood, Tied					
G2: lost to Bryson DeChambeau, 2 and 1					
G3: lost to Antoine Rozner, 3 and 1					
					325,750

Workday Championship at The Concession


2017 Mexico Championship	T72	71-75-77-76	299	+15	44,250
					44,250

FedEx St. Jude Invitational

2017 Bridgestone Invit'l	T50	73-69-71-73	286	+6	51,250
2018 Bridgestone Invit'l	T10	64-68-72-69	273	-7	160,875
					212,125

HSBC Champions

2017 HSBC Champions	T63	74-81-72-69	296	+8	45,250
2018 HSBC Champions	T69	71-71-79-76	297	+9	45,125
					90,375
				TOTAL	\$672,500



RYOSUKE KINOSHITA

Japan




HEIGHT: 5-7
WEIGHT: 165
BIRTHDATE: July 16, 1991
BIRTHPLACE: Nara, Japan
TURNED PROFESSIONAL: 2013

BEST PGA TOUR CAREER FINISH: 59-2021 The Open Championship.

WORLD GOLF CHAMPIONSHIPS CAREER SUMMARY

Tournament	Position	Total Score	Total Score	Par	Money
------------	----------	-------------	-------------	-----	-------

No previous World Golf Championships experience.



KEVIN KISNER

United States 

HEIGHT: 5-10
WEIGHT: 165
BIRTHDATE: February 15, 1984
BIRTHPLACE: Aiken, South Carolina
RESIDENCE: Aiken, South Carolina
TURNED PROFESSIONAL: 2006

PGA TOUR VICTORIES (3): 2016 The RSM Classic. 2017 DEAN & DELUCA Inv'tl. 2019 WGC-Dell Tech Match Play.

KORN FERRY TOUR VICTORIES (2): 2010 Mylan Classic. 2013 Chile Classic.

WORLD GOLF CHAMPIONSHIPS CAREER SUMMARY

Tournament	Position	Total Score	Total Score	Par	Money
Dell Technologies Match Play (16-6-1)					
2016 Dell Match Play	T38				63,000
G1: beat Søren Kjeldsen, 2 and 1					
G2: lost to Rafa Cabrera Bello, 4 and 3					
G3: lost to Hideki Matsuyama, 3 and 2					
2017 Dell Tech Match Play	T17				93,308
G1: lost to Brooks Koepka, 6 and 5					
G2: beat Patrick Reed, 1 Up					
G3: beat Jason Dufner, 2 and 1					
2018 Dell Tech Match Play	2				1,072,000
G1: tied Adam Hadwin, Tied					
G2: beat Bernd Wiesberger, 5 and 4					
G3: beat Dustin Johnson, 4 and 3					
R4: beat Matt Kuchar, 1 Up					
QF: beat Ian Poulter, 8 and 6					
SF: beat Alex Noren, 19 holes					
Consolation: lost to Bubba Watson, 7 and 6					
2019 Dell Tech Match Play	1				1,745,000
G1: lost to Ian Poulter, 1 Up					
G2: beat Tony Finau, 2 Up					
G3: beat Keith Mitchell, 2 and 1					
R4: beat Haotong Li, 6 and 5					
QF: beat Louis Oosthuizen, 2 and 1					
SF: beat Francesco Molinari, 1 Up					
Consolation: beat Matt Kuchar, 3 and 2					
2021 Dell Tech Match Play	T18				113,700
G1: beat Louis Oosthuizen, 2 and 1					
G2: beat Justin Thomas, 2 and 1					
G3: lost to Matt Kuchar, 2 and 1					
					3,087,008

Workday Championship at The Concession

2016 Cadillac Championship	T23	75-69-72-72	288	E	91,000
2017 Mexico Championship	11	72-68-68-68	276	-8	154,000
2018 Mexico Championship	29	70-71-66-74	281	-3	88,000
2019 Mexico Championship	T27	73-67-70-71	281	-3	85,000
2020 Mexico Championship	T18	73-69-67-69	278	-6	125,500
2021 Workday Championship	T41	67-69-80-72	288	E	52,500
					596,000


FedEx St. Jude Invitational

2015 Bridgestone Invit'l	T37	73-69-73-68	283	+3	63,000
2016 Bridgestone Invit'l	T16	69-70-72-71	282	+2	105,200
2017 Bridgestone Invit'l	T28	67-73-73-66	279	-1	73,563
2018 Bridgestone Invit'l	T39	74-68-68-71	281	+1	66,250
2019 FedEx St. Jude Invit'l	T27	77-67-66-67	277	-3	86,250
2020 FedEx St. Jude Invit'l	T25	70-68-72-65	275	-5	87,200
					481,463

HSBC Champions

2015 HSBC Champions	2	64-66-70-70	270	-18	850,000
2017 HSBC Champions	T70	72-80-69-78	299	+11	43,625
2020 HSBC Champions	T28	72-67-67-77	283	-5	76,667
					970,292

TOTAL \$5,134,762



BROOKS KOEPKA

United States



HEIGHT: 6-0
WEIGHT: 205
BIRTHDATE: May 03, 1990
BIRTHPLACE: West Palm Beach, Florida
RESIDENCE: Jupiter, Florida
TURNED PROFESSIONAL: 2012

PGA TOUR VICTORIES (8): 2015 Waste Management Phoenix. 2017 U.S. Open. 2018 U.S. Open, PGA Championship. 2019 WGC-FedEx St Jude Invit'l, THE CJ CUP @ NINE BRIDGES, PGA Championship. 2021 Waste Management Phoenix.

INTERNATIONAL VICTORIES (7): 2012 Challenge de Catalunya [EurChall]. 2013 Scottish Hydro Challenge [EurChall], Fred Olesen Challenge de Espana [EurChall], Montecchia Golf Open [EurChall]. 2014 Turkish Airlines Open [Eur]. 2016 Dunlop Phoenix [Jpn]. 2017 Dunlop Phoenix [Jpn].

WORLD GOLF CHAMPIONSHIPS CAREER SUMMARY

Tournament	Position	Total Score	Total Score	Par	Money
Dell Technologies Match Play (8-6-1)					
2015 Cadillac Match Play	T17				85,824
G1: beat Russell Henley, 1 Up					
G2: beat Marc Warren, 20 holes					
G3: lost to J.B. Holmes, 2 and 1					
2016 Dell Match Play	T5				290,000
G1: beat Billy Horschel, 3 and 2					
G2: beat Jaco Van Zyl, 5 and 4					
G3: lost to Danny Willett, 4 and 3					
R4: beat Matt Kuchar, 1 Up					
QF: lost to Jason Day, 3 and 2					
2017 Dell Tech Match Play	T9				158,000
G1: beat Kevin Kisner, 6 and 5					
G2: beat Jason Dufner, 6 and 5					
G3: beat Patrick Reed, 1 Up					
R4: lost to Alex Noren, 2 and 1					
2019 Dell Tech Match Play	T56				53,000
G1: tied Tom Lewis, Tied					
G2: lost to Haotong Li, 1 Up					
G3: lost to Alex Noren, 3 and 2					
					586,824

Workday Championship at The Concession

2015 Cadillac Championship	T17	69-74-73-73	289	+1	97,500
2016 Cadillac Championship	T23	71-71-74-72	288	E	91,000
2017 Mexico Championship	T48	76-69-68-73	286	+2	55,500
2019 Mexico Championship	T27	73-70-69-69	281	-3	85,000
2021 Workday Championship	T2	67-66-70-70	273	-15	783,333
					1,112,333

FedEx St. Jude Invitational

2015 Bridgestone Invit'l	T6	69-69-68-69	275	-5	219,000
2017 Bridgestone Invit'l	T17	71-69-67-70	277	-3	95,500
2018 Bridgestone Invit'l	5	66-70-68-67	271	-9	357,000
2019 FedEx St Jude Invit'l	1	68-67-64-65	264	-16	1,745,000
2020 FedEx St Jude Invit'l	T2	62-71-68-69	270	-10	695,000
					3,111,500

HSBC Champions

2017 HSBC Champions	T40	73-70-69-76	288	E	62,000
2018 HSBC Champions	T2	64-68-73-71	276	-12	679,667
2019 HSBC Champions	T16	72-74-71-69	286	-2	116,000
					857,667
					TOTAL \$5,668,324



JASON KOKRAK

United States



HEIGHT: 6-4
WEIGHT: 225
BIRTHDATE: May 22, 1985
BIRTHPLACE: North Bay, Ontario, Canada
RESIDENCE: Cleveland, Ohio
TURNED PROFESSIONAL: 2008

PGA TOUR VICTORIES (2): 2021 THE CJ CUP @ SHADOW CREEK, Charles Schwab Challenge.

KORN FERRY TOUR VICTORIES (2): 2011 Albertsons Boise Open, Miccosukee Championship.

WORLD GOLF CHAMPIONSHIPS CAREER SUMMARY

Tournament	Position	Total Score	Total Score	Par	Money
Dell Technologies Match Play (1-2-0)					
2021 Dell Tech Match Play	T42				47,571
G1: beat Will Zalatoris, 1 Up					
G2: lost to Dylan Frittelli, 3 and 2					
G3: lost to Tony Finau, 1 Up					
					47,571

Workday Championship at The Concession


2020 Mexico Championship	T51	73-70-73-70	286	+2	42,500
2021 Workday Championship	T9	70-69-69-69	277	-11	237,500
					280,000

FedEx St. Jude Invitational

2020 FedEx St Jude Invit'l	T44	69-68-71-70	278	-2	49,000
					49,000

HSBC Champions

2017 HSBC Champions	T16	70-73-67-71	281	-7	103,667
2020 HSBC Champions	T8	69-70-66-71	276	-12	200,333
					304,000
					TOTAL \$680,571



MARTIN LAIRD

Scotland



HEIGHT: 6-2
WEIGHT: 190
BIRTHDATE: December 29, 1982
BIRTHPLACE: Glasgow, Scotland
RESIDENCE: Scottsdale, Arizona
TURNED PROFESSIONAL: 2004


PGA TOUR VICTORIES (4): 2009 Justin Timberlake. 2011 Arnold Palmer Inv'tl. 2013 Valero Texas Open. 2021 Shriners Hospitals.

KORN FERRY TOUR VICTORIES (1): 2007 Athens Regional.

INTERNATIONAL VICTORIES (1): 2006 San Juan Open.

WORLD GOLF CHAMPIONSHIPS CAREER SUMMARY

Tournament	Position	Total Score	Total Score	Par	Money
Dell Technologies Match Play (3-2-0)					
2011 Accenture Match Play	T33				45,000
R1: lost to Edoardo Molinari, 3 and 2					
2012 Accenture Match Play	T5				270,000
R1: beat Alvaro Quiros, 1 Up					
R2: beat Matteo Manassero, 2 and 1					
R3: beat Paul Lawrie, 3 and 1					
QF: lost to Lee Westwood, 4 and 2					
					315,000
Workday Championship at The Concession					
2011 Cadillac Championship	T10	67-70-70-73	280	-8	129,000
2012 Cadillac Championship	T24	72-73-66-71	282	-6	76,000
					205,000
FedEx St. Jude Invitational					
2010 Bridgestone Invit'l	T16	70-71-68-68	277	-3	90,000
2011 Bridgestone Invit'l	T11	66-67-67-72	272	-8	117,333
2012 Bridgestone Invit'l	T29	68-72-68-73	281	+1	68,000
2013 Bridgestone Invit'l	T48	77-70-71-69	287	+7	53,000
					328,333
HSBC Champions					
2009 HSBC Champions	T54	72-74-73-71	290	+2	36,500
					36,500
					TOTAL \$884,833



K.H. LEE

South Korea



HEIGHT: 5-9
WEIGHT: 176
BIRTHDATE: August 24, 1991
BIRTHPLACE: Seoul, South Korea
RESIDENCE: Goyang City, Korea
TURNED PROFESSIONAL: 2010


PGA TOUR VICTORIES (1): 2021 AT&T Byron Nelson.

INTERNATIONAL VICTORIES (4): 2012 Nagashima Shigeo Invitational Sega Sammy Cup [Jpn]. 2015 Honma Tourworld Cup [Jpn], Kolon Korea Open [OneAsia]. 2016 Kolon Korea Open [OneAsia].

WORLD GOLF CHAMPIONSHIPS CAREER SUMMARY

Tournament	Position	Total Score	Total Score	Par	Money
------------	----------	-------------	-------------	-----	-------

No previous World Golf Championships experience.



MIN WOO LEE

Australia

HEIGHT: 6-0
WEIGHT: 165
BIRTHDATE: July 27, 1998
BIRTHPLACE: Perth, Australia
RESIDENCE: Perth, Australia
TURNED PROFESSIONAL: 2018

BEST PGA TOUR CAREER FINISH: 28-2021 WGC-Workday Championship. 999-2021 AT&T Pebble Beach, The Open Championship.

INTERNATIONAL VICTORIES (2): 2020 ISPS Handa Vic Open. 2021 abrdn Scottish Open.

WORLD GOLF CHAMPIONSHIPS CAREER SUMMARY

Tournament	Position	Total Score	Total Score	Par	Money
Workday Championship at The Concession					
2021 Workday Championship	T28	74-71-66-72	283	-5	82,500
					82,500
			TOTAL		\$82,500



MARC LEISHMAN

Australia

HEIGHT: 6-2
WEIGHT: 200
BIRTHDATE: October 24, 1983
BIRTHPLACE: Warrnambool, Victoria, Australia
RESIDENCE: Virginia Beach, Virginia
TURNED PROFESSIONAL: 2005

PGA TOUR VICTORIES (6): 2012 Travelers Championship. 2017 Arnold Palmer Inv'tl, BMW Championship. 2019 CIMB Classic. 2020 Farmers Insurance Open. 2021 Zurich Classic of New Or.

KORN FERRY TOUR VICTORIES (1): 2008 WNB Golf Classic.

INTERNATIONAL VICTORIES (1): 2015 Nedbank Golf Challenge [Eur].

OTHER VICTORIES (4): 2006 Jisan Resort Open, Queensland Cairns Classic, Toyota Southern Classic. 2007 Toyota Southern Classic.

WORLD GOLF CHAMPIONSHIPS CAREER SUMMARY

Tournament	Position	Total Score	Total Score	Par	Money
Dell Technologies Match Play (9-10-3)					
2014 Accenture Match Play	T33				48,000
R1: lost to Sergio Garcia, 22 holes					
2015 Cadillac Match Play	T9				150,000
G1: beat Justin Rose, 3 and 2					
G2: beat Ryan Palmer, 4 and 3					
G3: beat Anirban Lahiri, 1 Up					
R4: lost to Gary Woodland, 2 and 1					
2016 Dell Match Play	T51				52,000
G1: tied Ryan Moore, Tied					
G2: lost to Lee Westwood, 1 Up					
G3: lost to Sergio Garcia, 5 and 4					
2017 Dell Tech Match Play	T9				158,000
G1: beat Lee Westwood, 3 and 2					
G2: lost to Pat Perez, 2 and 1					
G3: beat Jason Day,					
R4: lost to Phil Mickelson, 4 and 3					
2018 Dell Tech Match Play	T52				54,214
G1: lost to Julian Suri, 3 and 2					
G2: lost to Bubba Watson, 3 and 2					
G3: tied Branden Grace, Tied					
2019 Dell Tech Match Play	T9				167,000
G1: beat Kiradech Aphibarnrat, 2 Up					
G2: beat Russell Knox, 2 Up					
G3: beat Bryson DeChambeau, 5 and 4					
R4: lost to Louis Oosthuizen, 2 and 1					
2021 Dell Tech Match Play	T28				75,000
G1: lost to Victor Perez, 2 and 1					
G2: beat Sungjae Im, 2 and 1					
G3: tied Russell Henley, Tied					
					704,214

Workday Championship at The Concession

2010 CA Championship	T63	78-73-71-72	294	+6	41,250
2016 Cadillac Championship	T28	73-73-69-75	290	+2	79,429
2018 Mexico Championship	T37	69-68-69-77	283	-1	73,000
2019 Mexico Championship	T62	77-75-69-72	293	+9	50,500
2020 Mexico Championship	T42	74-70-68-71	283	-1	49,500
2021 Workday Championship	T39	72-70-74-71	287	-1	55,000
					348,679

FedEx St. Jude Invitational

2012 Bridgestone Invit'l	T45	70-72-70-73	285	+5	53,000
2014 Bridgestone Invit'l	3	64-69-68-67	268	-12	522,000
2015 Bridgestone Invit'l	T33	72-70-70-70	282	+2	67,500
2016 Bridgestone Invit'l	55	76-72-75-77	300	+20	55,000
2017 Bridgestone Invit'l	T41	73-71-70-69	283	+3	63,000
2018 Bridgestone Invit'l	T14	65-69-67-73	274	-6	128,250
2019 FedEx St. Jude Invit'l	3	69-69-63-67	268	-12	602,000
2020 FedEx St. Jude Invit'l	T52	70-69-69-73	281	+1	40,000
					1,530,750

HSBC Champions

2012 HSBC Champions	T18	73-68-65-70	276	-12	75,000
2015 HSBC Champions	9	72-71-69-69	281	-7	158,000
2016 HSBC Champions	T11	69-72-65-68	274	-14	106,167
2018 HSBC Champions	T38	71-79-68-71	289	+1	64,500
					403,667
					TOTAL \$2,987,310



SHANE LOWRY

Ireland



HEIGHT: 6-1
WEIGHT: 216
BIRTHDATE: April 02, 1987
BIRTHPLACE: Clara, County Offaly, Ireland
RESIDENCE: Jupiter, Florida
TURNED PROFESSIONAL: 2009

PGA TOUR VICTORIES (2): 2015 WGC-Bridgestone Invit'l. 2019 The Open Championship.

INTERNATIONAL VICTORIES (4): 2009 The 3 Irish Open [Eur]. 2012 Portugal Masters [Eur]. 2019 Abu Dhabi HSBC Championship presented by EGA [Eur], Abu Dhabi HSBC Championship presented by EGA [Eur].

WORLD GOLF CHAMPIONSHIPS CAREER SUMMARY

Tournament	Position	Total Score	Total Score	Par	Money
Dell Technologies Match Play (5-10-3)					
2013 Accenture Match Play	T9				144,000
R1: beat Rory McIlroy, 1 Up					
R2: beat Carl Pettersson, 6 and 5					
R3: lost to Graeme McDowell, 3 and 2					
2015 Cadillac Match Play	T34				63,500
G1: beat Graeme McDowell, 1 Up					
G2: lost to Rickie Fowler, 1 Up					
G3: lost to Harris English, 1 Up					
2016 Dell Match Play	T51				52,000
G1: lost to Martin Kaymer, 1 Up					
G2: tied Marcus Fraser, Tied					
G3: lost to Zach Johnson, 4 and 3					
2017 Dell Tech Match Play	T51				54,071
G1: tied Sergio Garcia, Tied					
G2: lost to Jon Rahm, 2 and 1					
G3: lost to Kevin Chappell, 1 Up					
2019 Dell Tech Match Play	T24				81,313
G1: lost to Sergio Garcia, 4 and 2					
G2: tied Patrick Reed, Tied					
G3: beat Andrew Putnam, 3 and 2					
2021 Dell Tech Match Play	T42				47,571
G1: lost to Ryan Palmer, 4 and 2					
G2: lost to Jon Rahm, 1 Up					
G3: beat Sebastián Muñoz, 3 and 2					
					442,455

Workday Championship at The Concession


2015 Cadillac Championship	T17	71-74-70-74	289	+1	97,500
2016 Cadillac Championship	T35	71-73-75-73	292	+4	72,500
2019 Mexico Championship	T62	70-76-72-75	293	+9	50,500
2020 Mexico Championship	T29	72-69-71-69	281	-3	73,500
2021 Workday Championship	T48	72-70-76-73	291	+3	44,500
					338,500

FedEx St. Jude Invitational

2009 Bridgestone Invit'l	77	78-78-72-72	300	+20	36,000
2013 Bridgestone Invit'l	T48	72-76-70-69	287	+7	53,000
2015 Bridgestone Invit'l	1	70-66-67-66	269	-11	1,570,000
2016 Bridgestone Invit'l	T36	76-72-70-68	286	+6	73,500
2020 FedEx St. Jude Invit'l	T6	68-69-67-67	271	-9	268,333
					2,000,833

HSBC Champions

2009 HSBC Champions	T28	66-74-71-72	283	-5	58,000
2012 HSBC Champions	32	66-68-72-75	281	-7	55,000
2015 HSBC Champions	34	78-69-74-68	289	+1	65,000
2016 HSBC Champions	T68	74-75-72-71	292	+4	42,375
2017 HSBC Champions	T23	74-68-65-77	284	-4	80,167
2020 HSBC Champions	T43	72-72-72-71	287	-1	63,000
					363,542
					TOTAL \$3,145,330



ROBERT MACINTYRE

Scotland



HEIGHT: 5-10
WEIGHT:
BIRTHDATE: August 03, 1996
BIRTHPLACE: Oban, Scotland
RESIDENCE: **TURNED PROFESSIONAL:** 2017

BEST PGA TOUR CAREER FINISH: 6-2019 The Open Championship.

INTERNATIONAL VICTORIES (2): 2017 Sahara Kuwait Championship. 2020 Aphrodite Hills Cyprus Showdown.

WORLD GOLF CHAMPIONSHIPS CAREER SUMMARY

Tournament	Position	Total Score	Total Score	Par	Money
Dell Technologies Match Play (1-1-2)					
2021 Dell Tech Match Play	T9				189,000
G1: beat Kevin Na, 2 and 1					
G2: tied Dustin Johnson, Tied					
G3: tied Adam Long, Tied					
R4: lost to Victor Perez, 5 and 4					
					189,000

Workday Championship at The Concession

2020 Mexico Championship	T42	76-68-70-69	283	-1	49,500
2021 Workday Championship	T61	74-72-78-72	296	+8	35,000
					84,500

FedEx St. Jude Invitational

2020 FedEx St. Jude Invit'l	T59	71-73-69-70	283	+3	35,250
					35,250

HSBC Champions

2020 HSBC Champions	T17	70-69-73-67	279	-9	111,000
					111,000
					TOTAL \$419,750



HIDEKI MATSUYAMA

Japan



HEIGHT: 5-11
WEIGHT: 198
BIRTHDATE: February 25, 1992
BIRTHPLACE: Ehime, Japan
RESIDENCE: Sendai, Japan
TURNED PROFESSIONAL: 2013

PGA TOUR VICTORIES (6): 2014 the Memorial Tournament. 2016 Waste Management Phoenix. 2017 Waste Management Phoenix, WGC-Bridgestone Invit'l, WGC-HSBC Champions. 2021 Masters Tournament (2021).

INTERNATIONAL VICTORIES (8): 2011 Mitsui Sumitomo Visa Taiheiyō [Jpn]. 2013 Tsuruya Open [Jpn], Diamond Cup Golf [Jpn], Fujisankei Classic [Jpn], Casio World Open [Jpn]. 2014 Dunlop Phoenix [Jpn]. 2016 Japan Open Golf Championship [Jpn], Taiheiyō Masters [Jpn].

OTHER VICTORIES (1): 2016 Hero World Challenge.

WORLD GOLF CHAMPIONSHIPS CAREER SUMMARY

Tournament	Position	Total Score	Total Score	Par	Money
Dell Technologies Match Play (9-10-2)					
2014 Accenture Match Play	T17				99,000
R1: beat Martin Kaymer, 2 and 1					
R2: lost to Graeme McDowell, 1 Up					
2015 Cadillac Match Play	T9				150,000
G1: beat Alexander Levy, 5 and 4					
G2: beat Joost Luiten, 2 Up					
G3: beat Kevin Na, 5 and 4					
R4: lost to Rory McIlroy, 6 and 5					
2016 Dell Match Play	T18				90,900
G1: lost to Rafa Cabrera Bello, 1 Up					
G2: beat Søren Kjeldsen, 4 and 2					
G3: beat Kevin Kisner, 3 and 2					
2017 Dell Tech Match Play	T51				54,071
G1: tied Jim Furyk, Tied					
G2: lost to Ross Fisher, 2 and 1					
G3: lost to Louis Oosthuizen, 6 and 4					
2018 Dell Tech Match Play	T36				65,500
G1: beat Yusaku Miyazato, 2 and 1					
G2: lost to Cameron Smith, 1 Up					
G3: lost to Patrick Cantlay, 4 and 3					
2019 Dell Tech Match Play	T24				81,313
G1: lost to Branden Grace, 4 and 3					
G2: tied Chez Reavie, Tied					
G3: beat Dustin Johnson, 3 and 2					
2021 Dell Tech Match Play	T42				47,571
G1: lost to Carlos Ortiz, 4 and 3					
G2: lost to Brian Harman, 1 Up					
G3: beat Patrick Cantlay, 4 and 2					
					588,355

Workday Championship at The Concession

2014 Cadillac Championship	T34	72-77-71-74	294	+6	68,500
2015 Cadillac Championship	T23	76-72-72-70	290	+2	83,000
2016 Cadillac Championship	T35	70-81-68-73	292	+4	72,500
2017 Mexico Championship	T25	72-72-66-71	281	-3	81,000
2019 Mexico Championship	T19	72-70-67-70	279	-5	103,750
2020 Mexico Championship	T6	69-64-71-67	271	-13	320,667
2021 Workday Championship	T15	72-66-68-74	280	-8	147,333
					876,750

FedEx St. Jude Invitational

2013 Bridgestone Invit'l	T21	72-68-70-71	281	+1	81,167
2014 Bridgestone Invit'l	T12	70-71-65-68	274	-6	115,000
2015 Bridgestone Invit'l	T37	69-75-73-66	283	+3	63,000
2016 Bridgestone Invit'l	T42	70-79-73-67	289	+9	66,500
2017 Bridgestone Invit'l	1	69-67-67-61	264	-16	1,660,000
2018 Bridgestone Invit'l	T39	67-72-70-72	281	+1	66,250
2019 FedEx St Jude Invit'l	T43	65-71-72-72	280	E	70,000
2020 FedEx St Jude Invit'l	T20	68-71-67-68	274	-6	106,200
					2,228,117

HSBC Champions

2014 HSBC Champions	W/D	71	71	-1	0
2015 HSBC Champions	T41	74-69-73-75	291	+3	56,000
2016 HSBC Champions	W/D	71-73	144	E	0
2017 HSBC Champions	1	66-65-68-66	265	-23	1,620,000
2018 HSBC Champions	T50	74-74-72-72	292	+4	51,875
2019 HSBC Champions	T30	72-70-77-72	291	+3	74,500
2020 HSBC Champions	T11	75-67-68-67	277	-11	155,000
					1,957,375
					TOTAL \$5,650,597



RORY MCILROY

Northern Ireland



HEIGHT: 5-10
WEIGHT: 160
BIRTHDATE: May 04, 1989
BIRTHPLACE: Hollywood, Northern Ireland
RESIDENCE: Hollywood, Northern Ireland
TURNED PROFESSIONAL: 2007

PGA TOUR VICTORIES (19): 2010 Quail Hollow Championship. 2011 U.S. Open. 2012 The Honda Classic, Deutsche Bank Champ, BMW Championship, PGA Championship. 2014 The Open Championship, WGC-Bridgestone Invit'l, PGA Championship. 2015 WGC-Cadillac Match Play, Wells Fargo Championship. 2016 TOUR Championship, Deutsche Bank Champ. 2018 Arnold Palmer Inv'tl. 2019 TOUR Championship, THE PLAYERS Championship, RBC Canadian Open. 2020 WGC-HSBC Champions. 2021 Wells Fargo Championship.

INTERNATIONAL VICTORIES (8): 2009 Dubai Desert Classic [Eur]. 2011 UBS Hong Kong Open [Eur]. 2012 DP World Tour Championship [Eur]. 2013 Emirates Australian Open [Aus]. 2014 BMW PGA Championship [Eur]. 2015 Omega Dubai Desert Classic [Eur], DP World Tour Championship [Eur]. 2016 Dubai Duty Free Irish Open Hosted by the Rory Foundation [Eur].

OTHER VICTORIES (1): 2011 Shanghai Masters.

WORLD GOLF CHAMPIONSHIPS CAREER SUMMARY

Tournament	Position	Total Score	Total Score	Par	Money
Dell Technologies Match Play (28-13-3)					
2009 Accenture Match Play	T5				270,000
R1: beat Louis Oosthuizen, 2 and 1					
R2: beat Hunter Mahan, 1 Up					
R3: beat Tim Clark, 4 and 3					
QF: lost to Geoff Ogilvy, 2 and 1					
2010 Accenture Match Play	T17				95,000
R1: beat Kevin Na, 1 Up					
R2: lost to Oliver Wilson, 20 holes					
2011 Accenture Match Play	T17				95,000
R1: beat Jonathan Byrd, 4 and 2					
R2: lost to Ben Crane, 8 and 7					
2012 Accenture Match Play	2				850,000
R1: beat George Coetzee, 2 Up					
R2: beat Anders Hansen, 3 and 2					
R3: beat Miguel Angel Jiménez, 3 and 1					
QF: beat Sangmoon Bae, 3 and 2					
SF: beat Lee Westwood, 3 and 1					
Consolation: lost to Hunter Mahan, 2 and 1					
2013 Accenture Match Play	T33				46,000
R1: lost to Shane Lowry, 1 Up					
2014 Accenture Match Play	T17				99,000
R1: beat Boo Weekley, 3 and 2					
R2: lost to Harris English, 19 holes					
2015 Cadillac Match Play	1				1,570,000
G1: beat Jason Dufner, 5 and 4					
G2: beat Brandt Snedeker, 2 Up					
G3: beat Billy Horschel, 20 holes					
R4: beat Hideki Matsuyama, 6 and 5					
QF: beat Paul Casey, 22 holes					
SF: beat Jim Furyk, 1 Up					
Consolation: beat Gary Woodland, 4 and 2					
2016 Dell Match Play	4				530,000
G1: beat Thorbjørn Olesen, 1 Up					
G2: beat Smylie Kaufman, 3 and 1					
G3: tied Kevin Na, Tied					
R4: beat Zach Johnson, 1 Up					
QF: beat Chris Kirk, 4 and 3					
SF: lost to Jason Day, 1 Up					
Consolation: lost to Rafa Cabrera Bello, 3 and 2					
2017 Dell Tech Match Play	T30				74,000
G1: lost to Søren Kjeldsen, 2 and 1					
G2: beat Gary Woodland,					
G3: tied Emiliano Grillo, Tied					
2018 Dell Tech Match Play	T36				65,500
G1: lost to Peter Uihlein, 2 and 1					
G2: beat Jhonattan Vegas, 2 and 1					
G3: lost to Brian Harman, 5 and 3					
2019 Dell Tech Match Play	T9				167,000
G1: beat Luke List, 5 and 4					
G2: beat Justin Harding, 3 and 2					
G3: beat Matt Fitzpatrick, 4 and 2					
R4: lost to Tiger Woods, 2 and 1					
2021 Dell Tech Match Play	T28				75,000
G1: lost to Ian Poulter, 6 and 5					
G2: beat Lanto Griffin, 4 and 3					
G3: tied Cameron Smith, Tied					
					3,936,500

Workday Championship at The Concession

2009 CA Championship	T20	68-66-72-73	279	-9	80,143
2010 CA Championship	T65	76-73-73-73	295	+7	40,625
2011 Cadillac Championship	T10	68-69-69-74	280	-8	129,000
2012 Cadillac Championship	3	73-69-65-67	274	-14	516,000
2013 Cadillac Championship	T8	73-69-71-65	278	-10	163,750
2014 Cadillac Championship	T25	70-74-75-74	293	+5	76,000
2015 Cadillac Championship	T9	73-70-72-72	287	-1	163,333
2016 Cadillac Championship	T3	71-65-68-74	278	-10	483,000
2017 Mexico Championship	T7	68-65-70-71	274	-10	211,667
2019 Mexico Championship	2	63-70-68-67	268	-16	1,095,000
2020 Mexico Championship	5	65-69-68-68	270	-14	430,000
2021 Workday Championship	T6	69-70-66-71	276	-12	320,667
					3,709,185

FedEx St. Jude Invitational


2009 Bridgestone Invit'l	T68	75-70-71-74	290	+10	39,250
2010 Bridgestone Invit'l	T9	68-69-69-69	275	-5	125,833
2011 Bridgestone Invit'l	T6	68-68-67-67	270	-10	215,000
2012 Bridgestone Invit'l	T5	70-67-67-68	272	-8	276,500
2013 Bridgestone Invit'l	T27	70-71-69-72	282	+2	73,500
2014 Bridgestone Invit'l	1	69-64-66-66	265	-15	1,530,000
2017 Bridgestone Invit'l	T5	67-69-68-69	273	-7	268,500
2018 Bridgestone Invit'l	T6	65-67-67-73	272	-8	241,375
2019 FedEx St. Jude Invit'l	T4	69-67-62-71	269	-11	384,333
2020 FedEx St. Jude Invit'l	T47	73-66-73-67	279	-1	46,500
					3,200,792

HSBC Champions

2009 HSBC Champions	4	73-68-70-63	274	-14	315,000
2010 HSBC Champions	5	71-71-71-67	280	-8	250,000
2011 HSBC Champions	T4	70-69-65-69	273	-15	258,333
2014 HSBC Champions	T6	65-72-67-69	273	-15	231,500
2016 HSBC Champions	T11	68-72-68-66	274	-14	106,167
2017 HSBC Champions	T4	71-66-70-66	273	-15	372,000
2019 HSBC Champions	T54	72-77-75-74	298	+10	50,313
2020 HSBC Champions	1	67-67-67-68	269	-19	1,745,000
					3,328,313

\$14,174,789

TOTAL



PHIL MICKELSON

United States



HEIGHT: 6-3
WEIGHT: 200
BIRTHDATE: June 16, 1970
BIRTHPLACE: San Diego, California
RESIDENCE: Rancho Santa Fe, California
TURNED PROFESSIONAL: 1992

PGA TOUR VICTORIES (45): 1991 Northern Telecom Open. 1993 The International, Buick Invitational of Cal. 1994 Mercedes Championships. 1995 Northern Telecom Open. 1996 Nortel Open, Phoenix Open, GTE Byron Nelson Golf Cl, NEC World Series of Golf. 1997 Sprint International, Bay Hill Invitational. 1998 AT&T Pebble Beach, Mercedes Championships. 2000 THE TOUR Championship, Buick Invitational, MasterCard Colonial, BellSouth Classic. 2001 Buick Invitational, Canon Greater Hartford Op. 2002 Bob Hope Chrysler Classic, Canon Greater Hartford Op. 2004 Bob Hope Chrysler Classic, Masters Tournament. 2005 AT&T Pebble Beach, FBR Open, BellSouth Classic, PGA Championship. 2006 Masters Tournament, BellSouth Classic. 2007 AT&T Pebble Beach, THE PLAYERS Championship, Deutsche Bank Champ. 2008 Northern Trust Open, Crowne Plaza Invitational. 2009 WGC-CA Championship, THE TOUR Championship, Northern Trust Open. 2010 Masters Tournament. 2011 Shell Houston Open. 2012 AT&T Pebble Beach. 2013 Waste Management Phoenix, The Open Championship. 2018 WGC-Mexico Championship. 2019 AT&T Pebble Beach. 2021 PGA Championship.
PGA TOUR CHAMPIONS VICTORIES (2): 2020 Dominion Energy Charity, Charles Schwab Series ON.

INTERNATIONAL VICTORIES (4): 1993 Tournoi Perrier de Paris [EurChall]. 2007 HSBC Champions [Eur]. 2009 World Golf Championships-HSBC Champions [Eur]. 2013 Scottish Open [Eur].

OTHER VICTORIES (3): 2001 Tylenol Par-3 Shootout at Treetops Resort. 2004 Telus Skins Game, PGA Grand Slam of Golf.

WORLD GOLF CHAMPIONSHIPS CAREER SUMMARY

Tournament	Position	Total Score	Total Score	Par	Money
Dell Technologies Match Play (25-16-0)					
1999 Accenture Match Play	T9				75,000
R1: beat Naomichi Ozaki, 3 and 2					
R2: beat Lee Janzen, 2 and 1					
R3: lost to Eduardo Romero, 2 and 1					
2000 Accenture Match Play	T33				25,000
R1: lost to Billy Mayfair, 20 holes					
2002 Accenture Match Play	T33				27,500
R1: lost to John Cook, 3 and 2					
2003 Accenture Match Play	T9				95,000
R1: beat Robert Karlsson, 1 Up					
R2: beat Brad Faxon, 3 and 2					
R3: lost to Jerry Kelly, 3 and 2					
2004 Accenture Match Play	T5				225,000
R1: beat Lee Westwood, 3 and 1					
R2: beat Ben Curtis, 7 and 6					
R3: beat Chris DiMarco, 3 and 2					
QF: lost to Davis Love III, 1 Up					
2005 Accenture Match Play	T9				125,000
R1: beat Loren Roberts, 3 and 1					
R2: beat Angel Cabrera, 4 and 3					
R3: lost to David Toms, 4 and 2					
2006 Accenture Match Play	T9				125,000
R1: beat Charles Howell III, 2 Up					
R2: beat John Daly, 2 and 1					
R3: lost to David Howell, 3 and 1					
2007 Accenture Match Play	T17				90,000
R1: beat Richard Green, 1 Up					
R2: lost to Justin Rose, 3 and 1					
2008 Accenture Match Play	T17				90,000
R1: beat Pat Perez, 1 Up					
R2: lost to Stuart Appleby, 2 and 1					
2009 Accenture Match Play	T9				140,000
R1: beat Angel Cabrera, 19 holes					
R2: beat Zach Johnson, 1 Up					
R3: lost to Stewart Cink, 1 Up					
2011 Accenture Match Play	T17				95,000
R1: beat Brendan Jones, 6 and 5					
R2: lost to Rickie Fowler, 6 and 5					
2016 Dell Match Play	T18				90,900
G1: beat Matt Fitzpatrick, 5 and 4					
G2: beat Daniel Berger, 1 Up					
G3: lost to Patrick Reed, 5 and 4					
2017 Dell Tech Match Play	T5				298,000
G1: beat Si Woo Kim, 5 and 3					
G2: beat Daniel Berger, 5 and 4					
G3: beat J.B. Holmes, 6 and 5					
R4: beat Marc Leishman, 4 and 3					
QF: lost to Bill Haas, 2 and 1					

2018 Dell Tech Match Play	T17				97,917
G1: lost to Charles Howell III, 3 and 2					
G2: beat Satoshi Kodaira, 1 Up					
G3: beat Rafa Cabrera Bello, 1 Up					
2019 Dell Tech Match Play	T40				62,500
G1: lost to Henrik Stenson, 2 and 1					
G2: lost to Jim Furyk, 1 Up					
G3: beat Jason Day, 2 Up					
					1,661,817

Workday Championship at The Concession

1999 American Express	T40	69-71-77-78	295	+11	32,250
2002 American Express	T23	70-72-71-64	277	-11	52,500
2003 American Express	T38	73-77-70-71	291	+11	38,500
2005 American Express	T29	71-69-73-68	281	+1	60,000
2007 CA Championship	T23	77-72-70-69	288	E	74,000
2008 CA Championship	T20	67-74-70-69	280	-8	75,000
2009 CA Championship	1	65-66-69-69	269	-19	1,400,000
2010 CA Championship	T14	71-69-72-68	280	-8	107,500
2011 Cadillac Championship	T55	73-71-72-76	292	+4	45,500
2012 Cadillac Championship	T43	72-71-71-71	285	-3	55,500
2013 Cadillac Championship	T3	67-67-69-71	274	-14	417,500
2014 Cadillac Championship	T16	74-75-69-74	292	+4	90,667
2015 Cadillac Championship	T31	74-74-71-72	291	+3	72,000
2016 Cadillac Championship	5	67-72-70-70	279	-9	342,000
2017 Mexico Championship	T7	67-68-68-71	274	-10	211,667
2018 Mexico Championship	1	69-68-65-66	268	-16	1,700,000
2019 Mexico Championship	T39	79-65-72-68	284	E	70,500
					4,845,083

FedEx St. Jude Invitational

1999 NEC Invitational	2	69-67-70-65	271	-9	510,000
2000 NEC Invitational	T4	66-66-69-70	271	-9	243,333
2001 NEC Invitational	T8	67-66-70-72	275	-5	147,500
2002 NEC Invitational	T9	66-69-71-71	277	-7	105,000
2003 NEC Invitational	T23	68-73-70-70	281	+1	48,000
2004 NEC Invitational	T43	70-75-68-72	285	+5	43,000
2005 NEC Invitational	T51	69-72-75-74	290	+10	40,250
2006 Bridgestone Invit'l	T54	74-74-68-73	289	+9	39,500
2007 Bridgestone Invit'l	T46	74-72-74-73	293	+13	44,500
2008 Bridgestone Invit'l	T4	68-66-68-70	272	-8	310,000
2009 Bridgestone Invit'l	T58	70-69-75-73	287	+7	44,250
2010 Bridgestone Invit'l	T46	66-68-71-78	283	+3	50,214
2011 Bridgestone Invit'l	T48	67-73-71-72	283	+3	49,300
2012 Bridgestone Invit'l	T43	71-69-73-71	284	+4	56,500
2013 Bridgestone Invit'l	T21	72-71-67-71	281	+1	81,167
2014 Bridgestone Invit'l	T15	71-73-69-62	275	-5	97,500
2015 Bridgestone Invit'l	T63	76-70-71-74	291	+11	43,875
2016 Bridgestone Invit'l	T27	73-70-73-68	284	+4	80,667
2017 Bridgestone Invit'l	T39	71-72-72-67	282	+2	65,500
2018 Bridgestone Invit'l	T24	66-69-72-70	277	-3	87,250
2019 FedEx St. Jude Invit'l	57	68-73-73-74	288	+8	58,000
2020 FedEx St. Jude Invit'l	T2	67-70-66-67	270	-10	695,000
					2,940,306

HSBC Champions

2009 HSBC Champions	1	69-66-67-69	271	-17	1,200,000
2010 HSBC Champions	T41	69-71-76-73	289	+1	44,000
2012 HSBC Champions	T2	66-69-66-68	269	-19	417,500
2014 HSBC Champions	14	71-68-72-65	276	-12	100,000
2018 HSBC Champions	T15	71-72-74-67	284	-4	107,900
2020 HSBC Champions	T28	71-69-75-68	283	-5	76,667
					1,946,067
TOTAL					\$11,393,273



COLLIN MORIKAWA

United States



HEIGHT: 5-9
WEIGHT: 160
BIRTHDATE: February 06, 1997
BIRTHPLACE: Los Angeles, California
RESIDENCE: Las Vegas, Nevada
TURNED PROFESSIONAL: 2019

PGA TOUR VICTORIES (5): 2019 Barracuda Championship. 2020 Workday Charity Open, PGA Championship. 2021 WGC-Workday Championship, The Open Championship.

WORLD GOLF CHAMPIONSHIPS CAREER SUMMARY

Tournament	Position	Total Score	Total Score	Par	Money
Dell Technologies Match Play (0-2-1)					
2021 Dell Tech Match Play	T56				38,000
G1: tied J.T. Poston, Tied					
G2: lost to Max Homa, 2 and 1					
G3: lost to Billy Horschel, 3 and 2					
					38,000

Workday Championship at The Concession

2020 Mexico Championship	T42	72-70-72-69	283	-1	49,500
2021 Workday Championship	1	70-64-67-69	270	-18	1,820,000
					1,869,500

FedEx St. Jude Invitational

2020 FedEx St. Jude Invit'l	T20	70-71-67-66	274	-6	106,200
					106,200
					TOTAL \$2,013,700



KEVIN NA

United States



HEIGHT: 5-11
WEIGHT: 167
BIRTHDATE: September 15, 1983
BIRTHPLACE: Seoul, South Korea
RESIDENCE: Las Vegas, Nevada
TURNED PROFESSIONAL: 2001

PGA TOUR VICTORIES (5): 2011 Justin Timberlake. 2018 The Greenbrier. 2019 Charles Schwab Challenge. 2020 Shriners Hospitals. 2021 Sony Open in Hawaii.

KORN FERRY TOUR VICTORIES (1): 2006 Mark Christopher Charity.

INTERNATIONAL VICTORIES (1): 2002 Volvo Masters of Asia [Asia].

OTHER VICTORIES (1): 2002 Long Beach Open.

WORLD GOLF CHAMPIONSHIPS CAREER SUMMARY

Tournament	Position	Total Score	Total Score	Par	Money
Dell Technologies Match Play (9-12-2)					
2010 Accenture Match Play	T33				45,000
R1: lost to Rory McIlroy, 1 Up					
2012 Accenture Match Play	T33				45,000
R1: lost to Steve Stricker, 2 and 1					
2015 Cadillac Match Play	T34				63,500
G1: lost to Joost Luiten, 19 holes					
G2: beat Alexander Levy, 3 and 1					
G3: lost to Hideki Matsuyama, 5 and 4					
2016 Dell Match Play	17				112,000
G1: beat Smylie Kaufman, 2 and 1					
G2: beat Thorbjørn Olesen, 3 and 2					
G3: tied Rory McIlroy, Tied					
2017 Dell Tech Match Play	T9				158,000
G1: beat Matt Fitzpatrick, 5 and 4					
G2: beat Justin Thomas, 4 and 2					
G3: lost to Chris Wood, 2 and 1					
R4: lost to Bill Haas, 1 Up					
2018 Dell Tech Match Play	T52				54,214
G1: lost to Alex Noren, 4 and 2					
G2: lost to Tony Finau, 3 and 2					
G3: tied Thomas Pieters, Tied					
2019 Dell Tech Match Play	T5				315,000
G1: beat Bubba Watson, 1 Up					
G2: lost to Jordan Spieth, 3 and 2					
G3: beat Billy Horschel, 3 and 1					
R4: beat Justin Rose, 2 Up					
QF: lost to Francesco Molinari, 6 and 5					
2021 Dell Tech Match Play	T42				47,571
G1: lost to Robert MacIntyre, 2 and 1					
G2: lost to Adam Long, 2 and 1					
G3: beat Dustin Johnson, 1 Up					
					840,286

Workday Championship at The Concession


2010 CA Championship	T50	78-70-70-70	288	E	50,500
2011 Cadillac Championship	T35	74-75-69-69	287	-1	65,500
2015 Cadillac Championship	T9	74-71-71-71	287	-1	163,333
2016 Cadillac Championship	T35	72-72-75-73	292	+4	72,500
2017 Mexico Championship	T52	75-70-70-72	287	+3	52,000
2019 Mexico Championship	T36	72-75-66-70	283	-1	75,000
2020 Mexico Championship	T9	71-68-65-68	272	-12	237,500
2021 Workday Championship	T11	73-69-69-67	278	-10	189,667
					906,000

FedEx St. Jude Invitational

2003 NEC Invitational	T71	71-80-69-73	293	+13	23,375
2012 Bridgestone Invit'l	T63	72-76-72-69	289	+9	43,500
2014 Bridgestone Invit'l	T23	71-73-66-67	277	-3	82,000
2015 Bridgestone Invit'l	T15	69-70-71-68	278	-2	109,000
2016 Bridgestone Invit'l	T27	71-69-71-73	284	+4	80,667
2018 Bridgestone Invit'l	T31	65-72-70-73	280	E	74,750
2019 FedEx St. Jude Invit'l	T43	70-66-70-74	280	E	70,000
2020 FedEx St. Jude Invit'l	T35	72-64-74-67	277	-3	56,111
					539,403

HSBC Champions

2015 HSBC Champions	T20	71-68-79-67	285	-3	81,000
2016 HSBC Champions	57	72-72-72-71	287	-1	46,500
2017 HSBC Champions	T54	75-71-73-74	293	+5	49,250
2019 HSBC Champions	T54	75-74-77-72	298	+10	50,313
					227,063
					TOTAL \$2,512,751



JOAQUIN NIEMANN


Chile 

HEIGHT: 6-0
WEIGHT: 154
BIRTHDATE: November 07, 1998
BIRTHPLACE: Santiago, Chile
RESIDENCE: Santiago, Chile
TURNED PROFESSIONAL: 2018

PGA TOUR VICTORIES (1): 2020 The Greenbrier.

WORLD GOLF CHAMPIONSHIPS CAREER SUMMARY

Tournament	Position	Total Score	Total Score	Par	Money
Dell Technologies Match Play (1-0-2)					
2021 Dell Tech Match Play	T18				113,700
G1: tied Christiaan Bezuidenhout, Tied					
G2: tied Bubba Watson, Tied					
G3: beat Patrick Reed, 5 and 4					
					113,700
Workday Championship at The Concession					
2021 Workday Championship	T28	69-72-73-69	283	-5	82,500
					82,500
FedEx St. Jude Invitational					
2020 FedEx St. Jude Invit'l	T52	73-73-68-67	281	+1	40,000
					40,000
TOTAL					\$236,200



WILCO NIENABER

South Africa 

HEIGHT: **WEIGHT:** **BIRTHDATE:** April 07, 2000

BEST PGA TOUR CAREER FINISH: 14-2021 Palmetto Championship.

WORLD GOLF CHAMPIONSHIPS CAREER SUMMARY

Tournament	Position	Total Score	Total Score	Par	Money
------------	----------	-------------	-------------	-----	-------

No previous World Golf Championships experience.



LOUIS OOSTHUIZEN

South Africa



HEIGHT: 5-10
WEIGHT: 180
BIRTHDATE: October 19, 1982
BIRTHPLACE: Mossel Bay, South Africa
RESIDENCE: Pinnacle Point, South Africa
TURNED PROFESSIONAL: 2002

PGA TOUR VICTORIES (1): 2010 The Open Championship.

INTERNATIONAL VICTORIES (14): 2004 Vodacom Origins of Golf-Arabella [SAf]. 2007 Platinum Classic [SAf], Dimension Data Pro-Am [SAf], Telekom PGA Championship [SAf]. 2008 Telekom PGA Championship [SAf]. 2010 Open de Golf de Andalucia [Eur]. 2011 Africa Open [Eur]. 2012 Africa Open [Eur], Maybank Malaysian Open [Eur]. 2013 Volvo Golf Champions [Eur]. 2014 Volvo Golf Champions [Eur]. 2016 ISPS HANDA Perth International [Eur]. 2018 South African Open Hosted by the City of Johannesburg [Eur], South African Open Hosted by the City of Johannesburg [Eur].

WORLD GOLF CHAMPIONSHIPS CAREER SUMMARY

Tournament	Position	Total Score	Total Score	Par	Money
Dell Technologies Match Play (22-15-0)					
2009 Accenture Match Play	T33				45,000
R1: lost to Rory McIlroy, 2 and 1					
2011 Accenture Match Play	T33				45,000
R1: lost to Bo Van Pelt, 1 Up					
2012 Accenture Match Play	T17				95,000
R1: beat Aaron Baddeley, 2 and 1					
R2: lost to Steve Stricker, 1 Up					
2013 Accenture Match Play	T17				96,000
R1: beat Richie Ramsay, 2 and 1					
R2: lost to Robert Garrigus, 3 and 2					
2014 Accenture Match Play	T5				280,000
R1: beat Nick Watney, 1 Up					
R2: beat Henrik Stenson, 4 and 3					
R3: beat Webb Simpson, 5 and 4					
QF: lost to Jason Day, 2 and 1					
2015 Cadillac Match Play	T5				285,000
G1: beat Keegan Bradley, 6 and 5					
G2: beat Miguel Angel Jimenez, 2 Up					
G3: beat Bubba Watson, 19 holes					
R4: beat Rickie Fowler, 1 Up					
QF: lost to Jim Furyk, 4 and 2					
2016 Dell Match Play	2				1,018,000
G1: beat Matt Jones, 2 and 1					
G2: beat Bernd Wiesberger, 2 and 1					
G3: beat Andy Sullivan, 4 and 2					
R4: beat Jordan Spieth, 4 and 2					
QF: beat Dustin Johnson, 2 and 1					
SF: beat Rafa Cabrera Bello, 4 and 3					
Consolation: lost to Jason Day, 5 and 4					
2017 Dell Tech Match Play	T17				93,308
G1: beat Ross Fisher, 4 and 3					
G2: lost to Jim Furyk, 3 and 2					
G3: beat Hideki Matsuyama, 6 and 4					
2018 Dell Tech Match Play	T9				163,000
G1: beat Jason Dufner, 1 Up					
G2: lost to James Hahn, 3 and 1					
G3: beat Jason Day, 2 Up					
R4: lost to Ian Poulter, 2 and 1					
2019 Dell Tech Match Play	T5				315,000
G1: lost to Kyle Stanley, 3 and 2					
G2: beat Byeong Hun An, 1 Up					
G3: beat Tommy Fleetwood, 4 and 3					
R4: beat Marc Leishman, 2 and 1					
QF: lost to Kevin Kisner, 2 and 1					
2021 Dell Tech Match Play	T61				35,750
G1: lost to Kevin Kisner, 2 and 1					
G2: lost to Matt Kuchar, 1 Up					
G3: lost to Justin Thomas, 3 and 2					
					2,471,058

Workday Championship at The Concession

2006 American Express	T32	71-70-72-69	282	-2	61,000
2007 CA Championship	T50	74-75-77-69	295	+7	45,000
2008 CA Championship	T68	74-72-70-77	293	+5	37,625
2009 CA Championship	T20	67-69-73-70	279	-9	80,143
2011 Cadillac Championship	T18	71-73-67-71	282	-6	89,000
2012 Cadillac Championship	T60	77-70-74-72	293	+5	42,000
2013 Cadillac Championship	T33	70-75-69-72	286	-2	71,500
2014 Cadillac Championship	T40	72-78-71-74	295	+7	63,500
2015 Cadillac Championship	6	71-74-67-73	285	-3	270,000
2016 Cadillac Championship	T14	74-70-69-73	286	-2	120,000
2017 Mexico Championship	T48	73-72-73-68	286	+2	55,500
2018 Mexico Championship	T30	64-71-76-71	282	-2	81,429
2019 Mexico Championship	T25	72-66-69-73	280	-4	93,250
2020 Mexico Championship	T51	68-71-76-71	286	+2	42,500
2021 Workday Championship	T6	69-68-70-69	276	-12	320,667
					1,473,113

FedEx St. Jude Invitational

2010 Bridgestone Invit'l	T9	72-70-68-65	275	-5	125,833
2011 Bridgestone Invit'l	T37	71-71-70-69	281	+1	58,500
2012 Bridgestone Invit'l	4	67-65-68-69	269	-11	365,000
2014 Bridgestone Invit'l	61	75-73-67-75	290	+10	45,500
2015 Bridgestone Invit'l	T42	72-70-72-70	284	+4	59,000
2016 Bridgestone Invit'l	T21	71-76-67-69	283	+3	91,000
2017 Bridgestone Invit'l	T50	74-72-67-73	286	+6	51,250
2018 Bridgestone Invit'l	T24	68-66-69-74	277	-3	87,250
2019 FedEx St. Jude Invit'l	T20	73-69-66-67	275	-5	113,500
2020 FedEx St. Jude Invit'l	T6	68-67-68-68	271	-9	268,333
					1,265,167

HSBC Champions

2010 HSBC Champions	T72	69-80-80-72	301	+13	27,750
2011 HSBC Champions	T7	71-63-68-72	274	-14	155,000
2012 HSBC Champions	T6	65-63-70-72	270	-18	190,000
2014 HSBC Champions	T15	70-70-70-67	277	-11	93,500
2015 HSBC Champions	T14	70-70-72-72	284	-4	89,833
2016 HSBC Champions	T44	68-69-73-73	283	-5	55,500
2017 HSBC Champions	T45	71-75-69-74	289	+1	58,500
2020 HSBC Champions	3	68-69-65-69	271	-17	602,000
					1,272,083
					TOTAL \$6,481,421



WADE ORMSBY

Australia




HEIGHT: 5-9
WEIGHT: 160
BIRTHDATE: March 31, 1980
BIRTHPLACE: Adelaide, Australia
RESIDENCE: Adelaide, Australia
TURNED PROFESSIONAL: 2002

BEST PGA TOUR CAREER FINISH: 39-2018 WGC-Bridgestone Invit'l.

INTERNATIONAL VICTORIES (2): 2013 Panasonic Open [Asia]. 2017 UBS Hong Kong Open [Eur, Asia].

WORLD GOLF CHAMPIONSHIPS CAREER SUMMARY

Tournament	Position	Total Score	Total Score	Par	Money
Workday Championship at The Concession					
2018 Mexico Championship	T50	79-67-69-71	286	+2	63,500
2021 Workday Championship	T52	68-74-78-72	292	+4	41,500
					105,000
FedEx St. Jude Invitational					
2018 Bridgestone Invit'l	T39	69-71-68-73	281	+1	66,250
					66,250
			TOTAL		\$171,250



CARLOS ORTIZ

Mexico



HEIGHT: 6-0
WEIGHT: 150
BIRTHDATE: April 24, 1991
BIRTHPLACE: Guadalajara, Jalisco, Mexico
RESIDENCE: Dallas, Texas
TURNED PROFESSIONAL: 2013

PGA TOUR VICTORIES (1): 2021 Vivint Houston Open.

KORN FERRY TOUR VICTORIES (3): 2014 Panama Claro Championship, Mexico Championship, WinCo Foods Portland Open.

WORLD GOLF CHAMPIONSHIPS CAREER SUMMARY

Tournament	Position	Total Score	Total Score	Par	Money
Dell Technologies Match Play (1-2-0)					
2021 Dell Tech Match Play	T42				47,571
					G1: beat Hideki Matsuyama, 4 and 3
					G2: lost to Patrick Cantlay, 1 Up
					G3: lost to Brian Harman, 3 and 2
					47,571
Workday Championship at The Concession					
2020 Mexico Championship	T16	75-68-66-68	277	-7	143,500
2021 Workday Championship	T15	73-72-69-66	280	-8	147,333
					290,833
			TOTAL		\$338,405



RYAN PALMER

United States



HEIGHT: 5-11
WEIGHT: 175
BIRTHDATE: September 19, 1976
BIRTHPLACE: Amarillo, Texas
RESIDENCE: Colleyville, Texas
TURNED PROFESSIONAL: 2000

PGA TOUR VICTORIES (4): 2004 FUNAI Classic-Disney. 2008 Ginn sur Mer Classic. 2010 Sony Open in Hawaii. 2019 Zurich Classic of New Or.

KORN FERRY TOUR VICTORIES (1): 2003 Clearwater Classic.

WORLD GOLF CHAMPIONSHIPS CAREER SUMMARY

Tournament	Position	Total Score	Total Score	Par	Money
Dell Technologies Match Play (3-4-1)					
2011 Accenture Match Play	T17				95,000
R1: beat Jim Furyk, 2 Up					
R2: lost to Miguel Angel Jiménez, 4 and 2					
2015 Cadillac Match Play	T52				49,385
G1: lost to Anirban Lahiri, 4 and 2					
G2: lost to Marc Leishman, 4 and 3					
G3: lost to Justin Rose, 2 and 1					
2021 Dell Tech Match Play	17				144,000
G1: beat Shane Lowry, 4 and 2					
G2: beat Sebastián Muñoz, 2 and 1					
G3: tied Jon Rahm, Tied					
					288,385

Workday Championship at The Concession

2010 CA Championship	T45	79-68-72-68	287	-1	56,000
2011 Cadillac Championship	T49	73-73-68-77	291	+3	50,500
2015 Cadillac Championship	T12	71-70-74-73	288	E	123,000
2021 Workday Championship	T54	71-72-78-72	293	+5	38,300
					267,800

FedEx St. Jude Invitational

2005 NEC Invitational	T3	72-68-67-69	276	-4	353,667
2010 Bridgestone Invit'l	2	70-68-63-69	270	-10	840,000
2015 Bridgestone Invit'l	T70	74-75-73-72	294	+14	42,375
2020 FedEx St. Jude Invit'l	T15	69-69-71-64	273	-7	131,400
					1,367,442

HSBC Champions

2010 HSBC Champions	T46	69-72-74-75	290	+2	40,750
2015 HSBC Champions	T22	74-72-72-68	286	-2	77,000
					117,750

TOTAL \$2,041,376



VICTOR PEREZ

France



HEIGHT: 6-5
WEIGHT:
BIRTHDATE: September 02, 1992
BIRTHPLACE: Semeac, France
RESIDENCE: Dundee, Scotland
TURNED PROFESSIONAL: 2015

BEST PGA TOUR CAREER FINISH: 4-2020 WGC-HSBC Champions.4-2021 WGC-Dell Tech Match Play.

INTERNATIONAL VICTORIES (4): 2016 Alps de Las Castillas. 2017 Challenge de Espana. 2018 Foshan Open. 2019 Alfred Dunhill Links Championship.

WORLD GOLF CHAMPIONSHIPS CAREER SUMMARY

Tournament	Position	Total Score	Total Score	Par	Money
Dell Technologies Match Play (4-3-0)					
2021 Dell Tech Match Play	4				600,000
G1: beat Marc Leishman, 2 and 1					
G2: lost to Russell Henley, 4 and 3					
G3: beat Sungjae Im, 2 and 1					
R4: beat Robert Macintyre, 5 and 4					
QF: beat Sergio Garcia, 4 and 3					
SF: lost to Billy Horschel, 3 and 2					
Consolation: lost to Matt Kuchar, 2 and 1					
					600,000

Workday Championship at The Concession

2020 Mexico Championship	T53	81-70-66-70	287	+3	39,100
2021 Workday Championship	T52	69-75-75-73	292	+4	41,500
					80,600


FedEx St. Jude Invitational

2020 FedEx St. Jude Invit'l	T65	73-71-70-70	284	+4	33,250
					33,250

HSBC Champions

2020 HSBC Champions	T4	65-71-71-66	273	-15	370,000
					370,000

TOTAL \$1,083,850



IAN POULTER

England



HEIGHT: 6-1
WEIGHT: 189
BIRTHDATE: January 10, 1976
BIRTHPLACE: Stevenage, England
RESIDENCE: Buckinghamshire, England; Orlando, Florida
TURNED PROFESSIONAL: 1995

PGA TOUR VICTORIES (2): 2010 WGC-Accenture Match Play. 2018 Houston Open.

INTERNATIONAL VICTORIES (12): 2000 Italian Open [Eur]. 2001 Moroccan Open [Eur]. 2002 Italian Open [Eur]. 2003 Celtic Manor Resort Wales Open [Eur], Nordic Open [Eur]. 2004 Volvo Masters Andalucia [Eur]. 2006 Madrid Open Masters [Eur]. 2007 Dunlop Phoenix [Jpn]. 2009 Barclays Singapore Open [Eur]. 2010 UBS Hong Kong Open [Eur]. 2011 Volvo World Match Play Championship [Eur], JBWere Masters [Aus].

OTHER VICTORIES (2): 1999 Open de Cote d'Ivoire. 2010 Shark Shootout [with Dustin Johnson].

WORLD GOLF CHAMPIONSHIPS CAREER SUMMARY

Tournament	Position	Total Score	Total Score	Par	Money
Dell Technologies Match Play (32-17-0)					
2004 Accenture Match Play	T5				225,000
R1: beat Chris Riley, 1 Up					
R2: beat Duffy Waldorf, 7 and 5					
R3: beat John Huston, 2 and 1					
QF: lost to Stephen Leaney, 1 Up					
2005 Accenture Match Play	4				450,000
R1: beat Jim Furyk, 3 and 1					
R2: beat Stuart Appleby, 6 and 5					
R3: beat Rory Sabbatini, 1 Up					
QF: beat Nick O'Hern, 3 and 1					
SF: lost to David Toms, 3 and 2					
Consolation: lost to Retief Goosen, 20 holes					
2006 Accenture Match Play	T33				35,000
R1: lost to David Toms, 19 holes					
2007 Accenture Match Play	T9				130,000
R1: beat Bart Bryant, 5 and 4					
R2: beat Bradley Dredge, 3 and 1					
R3: lost to Trevor Immelman, 2 and 1					
2008 Accenture Match Play	T17				90,000
R1: beat Soren Hansen, 2 and 1					
R2: lost to K. J. Choi, 19 holes					
2009 Accenture Match Play	T9				140,000
R1: beat Jeev Milkha Singh, 4 and 3					
R2: beat Charl Schwartzel, 1 Up					
R3: lost to Sean O'Hair, 2 and 1					
2010 Accenture Match Play	1				1,400,000
R1: beat Justin Leonard, 19 holes					
R2: beat Adam Scott, 2 and 1					
R3: beat Jeev Milkha Singh, 5 and 4					
QF: beat Thongchai Jaidee, 1 Up					
SF: beat Sergio Garcia, 7 and 6					
Consolation: beat Paul Casey, 4 and 2					
2011 Accenture Match Play	T33				45,000
R1: lost to Stewart Cink, 19 holes					
2012 Accenture Match Play	T33				45,000
R1: lost to Sangmoon Bae, 4 and 3					
2013 Accenture Match Play	4				500,000
R1: beat Stephen Gallacher, 2 and 1					
R2: beat Bo Van Pelt, 3 and 1					
R3: beat Tim Clark, 5 and 3					
QF: beat Steve Stricker, 3 and 2					
SF: lost to Hunter Mahan, 4 and 3					
Consolation: lost to Jason Day, 1 Up					
2014 Accenture Match Play	T33				48,000
R1: lost to Rickie Fowler, 2 and 1					
2015 Cadillac Match Play	T34				63,500
G1: lost to Webb Simpson, 3 and 2					
G2: lost to Gary Woodland, 3 and 2					
G3: beat Jimmy Walker, 4 and 2					
2018 Dell Tech Match Play	T5				306,000
G1: beat Tommy Fleetwood, 3 and 2					
G2: beat Daniel Berger, 2 and 1					
G3: beat Kevin Chappell, Conceded					
R4: beat Louis Oosthuizen, 2 and 1					
QF: lost to Kevin Kisner, 8 and 6					
2019 Dell Tech Match Play	T17				108,429
G1: beat Kevin Kisner, 2 Up					
G2: lost to Keith Mitchell, 1 Up					
G3: beat Tony Finau, 1 Up					
2021 Dell Tech Match Play	T9				189,000
G1: beat Rory McIlroy, 6 and 5					
G2: beat Cameron Smith, 1 Up					
G3: beat Lanto Griffin, 2 and 1					
R4: lost to Scottie Scheffler, 5 and 4					
					3,774,929

Workday Championship at The Concession

2003 American Express	T44	73-74-68-78	293	+13	34,250
2005 American Express	T18	67-70-72-70	279	-1	77,000
2006 American Express	T2	64-71-68-66	269	-15	610,000
2007 CA Championship	T16	73-68-75-70	286	-2	87,333
2008 CA Championship	T57	71-72-72-73	288	E	42,250
2009 CA Championship	T13	69-67-73-69	278	-10	97,143
2010 CA Championship	T37	72-78-72-64	286	-2	62,500
2011 Cadillac Championship	T45	73-70-74-73	290	+2	55,500
2012 Cadillac Championship	T60	76-77-71-69	293	+5	42,000
2013 Cadillac Championship	T28	68-70-72-75	285	-3	75,000
2014 Cadillac Championship	T52	71-78-73-78	300	+12	52,500
2015 Cadillac Championship	T49	74-78-71-72	295	+7	55,000
2019 Mexico Championship	T3	68-68-69-68	273	-11	472,000
					1,762,476


FedEx St. Jude Invitational

2001 NEC Invitational	T13	67-72-69-70	278	-2	100,500
2003 NEC Invitational	T33	73-68-67-75	283	+3	38,583
2005 NEC Invitational	T33	73-69-69-74	285	+5	56,000
2006 Bridgestone Invit'l	T13	71-71-67-68	277	-3	95,000
2007 Bridgestone Invit'l	T30	71-73-74-70	288	+8	58,000
2008 Bridgestone Invit'l	T16	70-68-69-71	278	-2	82,625
2009 Bridgestone Invit'l	T15	67-74-67-70	278	-2	91,125
2010 Bridgestone Invit'l	T65	72-70-77-70	289	+9	40,750
2011 Bridgestone Invit'l	T68	71-69-80-72	292	+12	39,250
2012 Bridgestone Invit'l	T29	74-69-69-69	281	+1	68,000
2013 Bridgestone Invit'l	T19	69-72-69-70	280	E	89,000
2014 Bridgestone Invit'l	T52	73-73-70-71	287	+7	49,625
2015 Bridgestone Invit'l	T17	68-72-65-74	279	-1	88,500
2018 Bridgestone Invit'l	T10	62-67-70-74	273	-7	160,875
2019 FedEx St. Jude Invit'l	8	66-69-67-69	271	-9	242,000
2020 FedEx St. Jude Invit'l	T69	73-69-72-73	287	+7	32,000
					1,331,833

HSBC Champions

2009 HSBC Champions	T45	72-69-79-68	288	E	40,333
2010 HSBC Champions	T13	70-70-73-69	282	-6	90,000
2011 HSBC Champions	T13	70-68-69-71	278	-10	90,000
2012 HSBC Champions	1	69-68-65-65	267	-21	1,200,000
2014 HSBC Champions	2	71-67-63-66	267	-21	850,000
2015 HSBC Champions	T6	70-67-72-71	280	-8	213,667
2016 HSBC Champions	T30	72-71-70-67	280	-8	68,000
2019 HSBC Champions	21	69-71-74-74	288	E	93,500
2020 HSBC Champions	W/D	73-74	147	+3	0
					2,645,500

TOTAL \$9,514,738



AARON RAI

England

HEIGHT: 5-11
WEIGHT: 1650
BIRTHDATE: March 03, 1995
BIRTHPLACE: England
TURNED PROFESSIONAL: 2012

BEST PGA TOUR CAREER FINISH: 12-2019 WGC-FedEx St. Jude Invit'l.

INTERNATIONAL VICTORIES (6): 2015 Glenfarclas Open. 2017 Barclays Kenya Open, Andalucía Costa del Sol Match Play 9, Le Vaudreuil Golf Challenge. 2018 Honma Hong Kong Open presented by Amundi. 2020 Aberdeen Standard Investments Scottish Open.

WORLD GOLF CHAMPIONSHIPS CAREER SUMMARY

Tournament	Position	Total Score	Total Score	Par	Money
Workday Championship at The Concession					
2019 Mexico Championship	T51	70-74-71-72	287	+3	60,000
2021 Workday Championship	T18	72-70-69-70	281	-7	125,500
					185,500
FedEx St. Jude Invitational					
2019 FedEx St. Jude Invit'l	T12	72-69-66-67	274	-6	143,625
					143,625
			TOTAL		\$329,125



PATRICK REED

United States

HEIGHT: 6-0
WEIGHT: 200
BIRTHDATE: August 05, 1990
BIRTHPLACE: San Antonio, Texas
RESIDENCE: Spring, Texas
TURNED PROFESSIONAL: 2011

PGA TOUR VICTORIES (9): 2013 Wyndham Championship. 2014 WGC-Cadillac Championship, Humana Challenge. 2015 Hyundai T of C. 2016 The Barclays. 2018 Masters Tournament. 2019 THE NORTHERN TRUST. 2020 WGC-Mexico Championship. 2021 Farmers Insurance Open.

WORLD GOLF CHAMPIONSHIPS CAREER SUMMARY

Tournament	Position	Total Score	Total Score	Par	Money
Dell Technologies Match Play (11-8-3)					
2014 Accenture Match Play	T17				99,000
R1: beat Graham DeLaet, 1 Up R2: lost to George Coetzee, 21 holes					
2015 Cadillac Match Play	T17				85,824
G1: beat Andy Sullivan, 2 and 1 G2: lost to Danny Willett, 2 and 1 G3: beat Ryan Moore, 1 Up					
2016 Dell Match Play	T9				152,000
G1: beat Daniel Berger, 1 Up G2: beat Matt Fitzpatrick, 4 and 3 G3: beat Phil Mickelson, 5 and 4 R4: lost to Dustin Johnson, 3 and 2					
2017 Dell Tech Match Play	T51				54,071
G1: tied Jason Dufner, Tied G2: lost to Kevin Kisner, 1 Up G3: lost to Brooks Koepka, 1 Up					
2018 Dell Tech Match Play	T9				163,000
G1: beat Haotong Li, 3 and 2 G2: beat Charl Schwartzel, 1 Up G3: beat Jordan Spieth, 2 and 1 R4: lost to Alex Noren, 5 and 3					
2019 Dell Tech Match Play	T24				81,313
G1: lost to Andrew Putnam, 3 and 2 G2: tied Shane Lowry, Tied G3: beat Sergio Garcia, 2 and 1					
2021 Dell Tech Match Play	T28				75,000
G1: tied Bubba Watson, Tied G2: beat Christiaan Bezuidenhout, 2 and 1 G3: lost to Joaquin Niemann, 5 and 4					
					710,207

Workday Championship at The Concession

2014 Cadillac Championship	1	68-75-69-72	284	-4	1,530,000
2015 Cadillac Championship	T23	71-73-71-75	290	+2	83,000
2016 Cadillac Championship	T52	77-74-74-72	297	+9	56,500
2017 Mexico Championship	T61	71-76-72-71	290	+6	47,250
2018 Mexico Championship	T37	72-74-68-69	283	-1	73,000
2019 Mexico Championship	T14	72-68-64-73	277	-7	128,000
2020 Mexico Championship	1	69-63-67-67	266	-18	1,820,000
2021 Workday Championship	T9	68-68-69-72	277	-11	237,500
					3,975,250

FedEx St. Jude Invitational

2014 Bridgestone Invit'l	T4	67-68-71-65	271	-9	308,000
2015 Bridgestone Invit'l	T15	71-67-72-68	278	-2	109,000
2016 Bridgestone Invit'l	52	74-75-69-76	294	+14	58,000
2017 Bridgestone Invit'l	T36	75-70-68-68	281	+1	68,000
2018 Bridgestone Invit'l	T28	66-70-70-72	278	-2	81,250
2019 FedEx St. Jude Invit'l	T12	73-66-67-68	274	-6	143,625
2020 FedEx St. Jude Invit'l	T47	71-69-69-70	279	-1	46,500
					814,375

HSBC Champions

2015 HSBC Champions	T22	71-73-71-71	286	-2	77,000
2016 HSBC Champions	T7	65-70-68-70	273	-15	173,750
2017 HSBC Champions	T60	78-75-66-76	295	+7	46,500
2018 HSBC Champions	T50	66-70-82-74	292	+4	51,875
2019 HSBC Champions	T7	64-72-70-77	283	-5	210,563
2020 HSBC Champions	T8	72-69-69-66	276	-12	200,333
					760,021
					TOTAL \$6,259,853



JUSTIN ROSE

England



HEIGHT: 6-3
WEIGHT: 195
BIRTHDATE: July 30, 1980
BIRTHPLACE: Johannesburg, South Africa
RESIDENCE: New Providence, Bahamas
TURNED PROFESSIONAL: 1998

PGA TOUR VICTORIES (10): 2010 AT&T National, the Memorial Tournament. 2011 BMW Championship. 2012 WGC-Cadillac Championship. 2013 U.S. Open. 2014 Quicken Loans National. 2015 Zurich Classic of New Or. 2018 WGC-HSBC Champions, Fort Worth Invitational. 2019 Farmers Insurance Open.

INTERNATIONAL VICTORIES (12): 2002 Chunichi Crowns [Jpn], Nashau Masters [SAf], Victor Chandler British Masters [Eur], Dunhill Championship [Eur]. 2006 Australian Masters [Aus]. 2007 Volvo Masters [Eur]. 2014 Scottish Open [Eur]. 2015 UBS Hong Kong Open [Eur]. 2016 Summer Olympics. 2017 Turkish Airlines Open [Eur], Indonesian Masters [Asia]. 2018 Turkish Airlines Open [Eur].

WORLD GOLF CHAMPIONSHIPS CAREER SUMMARY

Tournament	Position	Total Score	Total Score	Par	Money
Dell Technologies Match Play (12-12-2)					
2003 Accenture Match Play	T17				60,000
R1: beat David Duval, 20 holes					
R2: lost to Kevin Sutherland, 1 Up					
2004 Accenture Match Play	T33				35,000
R1: lost to Stuart Appleby, 5 and 4					
2007 Accenture Match Play	T5				260,000
R1: beat Michael Campbell, 6 and 5					
R2: beat Phil Mickelson, 3 and 1					
R3: beat Charles Howell III, 3 and 2					
QF: lost to Trevor Immelman, 5 and 4					
2008 Accenture Match Play	T33				40,000
R1: lost to Rod Pampling, 2 and 1					
2009 Accenture Match Play	T33				45,000
R1: lost to Boo Weekley, 1 Up					
2011 Accenture Match Play	T17				95,000
R1: beat Zach Johnson, 2 and 1					
R2: lost to Martin Kaymer, 20 holes					
2012 Accenture Match Play	T33				45,000
R1: lost to Paul Lawrie, 1 Up					
2013 Accenture Match Play	T17				96,000
R1: beat K.J. Choi, 2 and 1					
R2: lost to Nicolas Colsaerts, 4 and 2					
2014 Accenture Match Play	T17				99,000
R1: beat Scott Piercy, 1 Up					
R2: lost to Ernie Els, 20 holes					
2015 Cadillac Match Play	T17				85,824
G1: lost to Marc Leishman, 3 and 2					
G2: beat Anirban Lahiri, 19 holes					
G3: beat Ryan Palmer, 2 and 1					
2016 Dell Match Play	T28				74,500
G1: beat Fabián Gómez, 2 Up					
G2: tied Anirban Lahiri, Tied					
G3: lost to Matt Kuchar, 3 and 2					
2019 Dell Tech Match Play	T9				167,000
G1: beat Emiliano Grillo, 2 and 1					
G2: tied Eddie Pepperell, Tied					
G3: beat Gary Woodland, 1 Up					
R4: lost to Kevin Na, 1 Up					
					1,102,324

Workday Championship at The Concession


2002 American Express	T46	73-70-72-69	284	-4	34,000
2003 American Express	T28	75-69-74-70	288	+8	46,071
2008 CA Championship	T15	70-71-70-68	279	-9	86,700
2009 CA Championship	T20	73-70-68-68	279	-9	80,143
2011 Cadillac Championship	T42	77-71-70-71	289	+1	59,000
2012 Cadillac Championship	1	69-64-69-70	272	-16	1,400,000
2013 Cadillac Championship	T8	68-72-70-68	278	-10	163,750
2014 Cadillac Championship	T34	74-77-70-73	294	+6	68,500
2015 Cadillac Championship	55	73-74-73-77	297	+9	51,000
2016 Cadillac Championship	T17	75-73-72-67	287	-1	102,167
2017 Mexico Championship	T38	70-72-71-71	284	E	64,000
2018 Mexico Championship	T37	71-72-73-67	283	-1	73,000
2021 Workday Championship	T54	73-71-76-73	293	+5	38,300
					2,266,631

FedEx St. Jude Invitational

2002 NEC Invitational	5	67-67-72-68	274	-10	187,500
2003 NEC Invitational	T33	72-73-69-69	283	+3	38,583
2007 Bridgestone Invit'l	T2	69-72-71-68	280	E	635,000
2008 Bridgestone Invit'l	T27	71-70-68-71	280	E	60,000
2009 Bridgestone Invit'l	T29	75-68-69-69	281	+1	67,000
2010 Bridgestone Invit'l	T19	71-70-70-67	278	-2	81,333
2011 Bridgestone Invit'l	T33	71-70-72-67	280	E	64,500
2012 Bridgestone Invit'l	T5	70-69-66-67	272	-8	276,500
2013 Bridgestone Invit'l	T17	69-72-69-69	279	-1	93,000
2014 Bridgestone Invit'l	T4	65-67-70-69	271	-9	308,000
2015 Bridgestone Invit'l	T3	67-71-63-72	273	-7	470,000
2016 Bridgestone Invit'l	T46	69-76-73-72	290	+10	63,000
2017 Bridgestone Invit'l	T63	72-69-74-73	288	+8	46,500
2019 FedEx St Jude Invit'l	11	67-68-70-68	273	-7	183,000
					2,573,917

HSBC Champions

2011 HSBC Champions	T7	68-70-70-66	274	-14	155,000
2012 HSBC Champions	T24	72-70-67-70	279	-9	62,250
2014 HSBC Champions	5	68-71-65-68	272	-16	300,000
2015 HSBC Champions	T48	72-71-76-74	293	+5	49,300
2018 HSBC Champions	1	67-68-72-67	274	-14	1,660,000
2019 HSBC Champions	3	69-67-70-72	278	-10	587,000
2020 HSBC Champions	T28	69-70-71-73	283	-5	76,667
					2,890,217
					TOTAL \$8,833,088



XANDER SCHAUFFELE

United States



HEIGHT: 5-10
WEIGHT: 175
BIRTHDATE: October 25, 1993
BIRTHPLACE: La Jolla, California
RESIDENCE: Las Vegas, Nevada
TURNED PROFESSIONAL: 2015

PGA TOUR VICTORIES (4): 2017 TOUR Championship, The Greenbrier Classic. 2019 WGC-HSBC Champions, Sentry T of C.

INTERNATIONAL VICTORIES (1): 2020 Olympic Games.

WORLD GOLF CHAMPIONSHIPS CAREER SUMMARY

Tournament	Position	Total Score	Total Score	Par	Money
Dell Technologies Match Play (4-2-3)					
2018 Dell Tech Match Play	T17				97,917
G1: beat Dylan Frittelli, 1 Up					
G2: beat Shubhankar Sharma, 3 and 1					
G3: lost to Sergio Garcia, 3 and 1					
2019 Dell Tech Match Play	T24				81,313
G1: beat Lee Westwood, 1 Up					
G2: tied Tyrrell Hatton, Tied					
G3: lost to Rafa Cabrera Bello, 1 Up					
2021 Dell Tech Match Play	T18				113,700
G1: tied Andy Sullivan, Tied					
G2: beat Jason Day, 2 and 1					
G3: tied Scottie Scheffler, Tied					
					292,929

Workday Championship at The Concession

2018 Mexico Championship	T18	65-68-70-74	277	-7	114,500
2019 Mexico Championship	T14	69-73-66-69	277	-7	128,000
2020 Mexico Championship	T14	72-72-66-66	276	-8	160,000
2021 Workday Championship	T39	71-72-73-71	287	-1	55,000
					457,500

FedEx St. Jude Invitational

2017 Bridgestone Invit'l	T13	70-69-69-68	276	-4	123,500
2018 Bridgestone Invit'l	68	69-73-72-78	292	+12	47,750
2019 FedEx St Jude Invit'l	T27	69-70-69-69	277	-3	86,250
2020 FedEx St Jude Invit'l	T6	68-70-67-66	271	-9	268,333
					525,833

HSBC Champions

2018 HSBC Champions	T46	71-75-74-71	291	+3	57,500
2019 HSBC Champions	1	66-71-69-68	274	-14	1,700,000
2020 HSBC Champions	2	66-69-68-66	269	-19	1,095,000
					2,852,500
					TOTAL \$4,128,763



SCOTTIE SCHEFFLER

United States



HEIGHT: 6-3
WEIGHT: 200
BIRTHDATE: June 21, 1996
BIRTHPLACE: Dallas, Texas
RESIDENCE: Dallas, Texas
TURNED PROFESSIONAL: 2018

BEST PGA TOUR CAREER FINISH: 2-2021 WGC-Dell Tech Match Play.

KORN FERRY TOUR VICTORIES (2): 2019 Nationwide Children's, Evans Scholars Invitation.

WORLD GOLF CHAMPIONSHIPS CAREER SUMMARY

Tournament	Position	Total Score	Total Score	Par	Money
Dell Technologies Match Play (4-1-2)					
2021 Dell Tech Match Play	2				1,150,000
G1: beat Jason Day, 2 Up					
G2: tied Andy Sullivan, Tied					
G3: tied Xander Schauffele, Tied					
R4: beat Ian Poulter, 5 and 4					
QF: beat Jon Rahm, 3 and 1					
SF: beat Matt Kuchar, 1 Up					
Consolation: lost to Billy Horschel, 2 and 1					
					1,150,000
Workday Championship at The Concession					
2020 Mexico Championship	T26	73-70-67-70	280	-4	90,000
2021 Workday Championship	5	69-70-67-68	274	-14	430,000
					520,000
FedEx St. Jude Invitational					
2020 FedEx St Jude Invit'l	T15	69-67-69-68	273	-7	131,400
					131,400
					TOTAL \$1,801,400



ADAM SCOTT



HEIGHT: 6-0
WEIGHT: 180
BIRTHDATE: July 16, 1980
BIRTHPLACE: Adelaide, Australia
RESIDENCE: Crans sur Sierre, Switzerland
TURNED PROFESSIONAL: 2000

PGA TOUR VICTORIES (14): 2003 Deutsche Bank Champ. 2004 THE PLAYERS Championship, Booz Allen Classic. 2006 THE TOUR Championship. 2007 Shell Houston Open. 2008 EDS Byron Nelson Champ. 2010 Valero Texas Open. 2011 WGC-Bridgestone Invit'l. 2013 Masters Tournament, The Barclays. 2014 Crowne Plaza Invitational. 2016 WGC-Cadillac Championship, The Honda Classic. 2020 The Genesis Invitational.

INTERNATIONAL VICTORIES (14): 2001 Alfred Dunhill PGA Championship [SAF]. 2002 Qatar Masters [Eur], Gleneagles Scottish PGA Championship [Eur]. 2003 Scandic Carlsberg Scandinavian Masters [Eur]. 2005 Singapore Open [Asia], Johnnie Walker Classic [Eur]. 2006 Singapore Open [Asia]. 2008 Commercialbank Qatar Masters [Eur]. 2009 Australian Open [Aus]. 2010 Barclays Singapore Open [Asia]. 2012 Talisker Masters [Aus]. 2013 Australian PGA Championship [Aus], Talisker Masters [Aus]. 2019 Australian PGA Championship.

OTHER VICTORIES (3): 2005 Nissan Open [unofficial, 36 holes]. 2013 PGA Grand Slam of Golf, ISPS Handa World Cup [with Jason Day].

WORLD GOLF CHAMPIONSHIPS CAREER SUMMARY

Tournament	Position	Total Score	Total Score	Par	Money
Dell Technologies Match Play (15-16-1)					
2002 Accenture Match Play	T17				55,000
R1: beat Bernhard Langer, 2 and 1					
R2: lost to Brad Faxon, 3 and 2					
2003 Accenture Match Play	3				480,000
R1: beat Bernhard Langer, 3 and 2					
R2: beat Rocco Mediate, 1 Up					
R3: beat Kevin Sutherland, 2 and 1					
QF: beat Jay Haas, 2 and 1					
SF: lost to Tiger Woods, 19 holes					
Consolation: beat Peter Lonard, 1 Up					
2004 Accenture Match Play	T9				115,000
R1: beat Miguel Angel Jiménez, 2 and 1					
R2: beat Robert Allenby, 23 holes					
R3: lost to Davis Love III, 4 and 3					
2005 Accenture Match Play	T5				240,000
R1: beat Trevor Immelman, 2 Up					
R2: beat David Howell, 2 and 1					
R3: beat Sergio Garcia, 4 and 3					
QF: lost to David Toms, 2 and 1					
2006 Accenture Match Play	T17				85,000
R1: beat Lucas Glover, 2 and 1					
R2: lost to Tom Lehman, 1 Up					
2007 Accenture Match Play	T33				40,000
R1: lost to Shaun Micheel, 21 holes					
2008 Accenture Match Play	T17				90,000
R1: beat Brendan Jones, 2 and 1					
R2: lost to Woody Austin, 19 holes					
2009 Accenture Match Play	T33				45,000
R1: lost to Sean O'Hair, 1 Up					
2010 Accenture Match Play	T17				95,000
R1: beat Angel Cabrera, 3 and 2					
R2: lost to Ian Poulter, 2 and 1					
2011 Accenture Match Play	T33				45,000
R1: lost to Ben Crane, 4 and 2					
2012 Accenture Match Play	T33				45,000
R1: lost to Robert Rock, 1 Up					
2013 Accenture Match Play	T33				46,000
R1: lost to Tim Clark, 2 and 1					
2015 Cadillac Match Play	T52				49,385
G1: lost to Francesco Molinari, 5 and 4					
G2: lost to Paul Casey, 1 Up					
G3: lost to Chris Kirk, 1 Up					
2016 Dell Match Play	T28				74,500
G1: tied Thomas Pieters, Tied					
G2: beat Chris Wood, 3 and 2					
G3: lost to Bill Haas, 1 Up					
					1,504,885

Workday Championship at The Concession

2002 American Express	T39	70-70-69-73	282	-6	37,250
2003 American Express	T40	70-73-75-74	292	+12	36,250
2004 American Express	T36	67-74-73-73	287	-1	48,000
2005 American Express	T29	68-70-69-74	281	+1	60,000
2006 American Express	T2	67-68-65-69	269	-15	610,000
2007 CA Championship	T61	76-71-72-80	299	+11	40,250
2008 CA Championship	T9	67-68-69-72	276	-12	147,500
2009 CA Championship	T66	71-76-72-71	290	+2	38,125
2010 CA Championship	T50	74-69-71-74	288	E	50,500
2011 Cadillac Championship	T6	68-70-68-71	277	-11	271,000
2012 Cadillac Championship	T13	66-68-74-71	279	-9	101,000
2013 Cadillac Championship	T3	72-70-68-64	274	-14	417,500
2014 Cadillac Championship	T25	75-73-72-73	293	+5	76,000
2015 Cadillac Championship	T4	70-68-75-71	284	-4	365,000
2016 Cadillac Championship	1	68-66-73-69	276	-12	1,620,000
2017 Mexico Championship	T45	73-76-68-68	285	+1	59,000
2020 Mexico Championship	T26	74-68-68-70	280	-4	90,000
2021 Workday Championship	T54	72-72-72-77	293	+5	38,300
					4,105,675

FedEx St. Jude Invitational

2003 NEC Invitational	T64	72-70-69-80	291	+11	25,500
2004 NEC Invitational	T55	71-67-75-76	289	+9	36,000
2005 NEC Invitational	T36	70-76-67-73	286	+6	52,000
2006 Bridgestone Invit'l	T10	63-71-71-70	275	-5	120,000
2007 Bridgestone Invit'l	T36	75-76-70-68	289	+9	53,500
2008 Bridgestone Invit'l	T56	69-76-72-68	285	+5	40,000
2009 Bridgestone Invit'l	T51	78-67-71-70	286	+6	46,500
2010 Bridgestone Invit'l	T9	66-70-72-67	275	-5	125,833
2011 Bridgestone Invit'l	1	62-70-66-65	263	-17	1,400,000
2012 Bridgestone Invit'l	T45	71-70-71-73	285	+5	53,000
2013 Bridgestone Invit'l	T14	73-68-66-71	278	-2	102,667
2014 Bridgestone Invit'l	T8	69-68-65-71	273	-7	170,000
2015 Bridgestone Invit'l	T45	72-69-71-73	285	+5	55,000
2016 Bridgestone Invit'l	T10	71-68-73-68	280	E	167,750
2017 Bridgestone Invit'l	T13	68-71-69-68	276	-4	123,500
2018 Bridgestone Invit'l	T57	68-75-67-74	284	+4	52,750
2019 FedEx St. Jude Invit'l	T40	70-68-74-67	279	-1	74,000
					2,698,000

HSBC Champions

2010 HSBC Champions	T25	69-73-73-70	285	-3	60,200
2011 HSBC Champions	T11	69-65-69-73	276	-12	110,000
2012 HSBC Champions	8	65-68-71-67	271	-17	155,000
2015 HSBC Champions	T12	70-72-71-70	283	-5	108,000
2016 HSBC Champions	70	75-76-72-70	293	+5	42,000
2017 HSBC Champions	T14	69-80-64-66	279	-9	118,500
2018 HSBC Champions	T50	72-72-74-74	292	+4	51,875
2019 HSBC Champions	T18	69-73-72-73	287	-1	103,500
2020 HSBC Champions	T11	66-69-75-67	277	-11	155,000
					904,075

TOTAL \$9,212,635



WEBB SIMPSON

United States



HEIGHT: 6-2
WEIGHT: 185
BIRTHDATE: August 08, 1985
BIRTHPLACE: Raleigh, North Carolina
RESIDENCE: Charlotte, North Carolina
TURNED PROFESSIONAL: 2008

PGA TOUR VICTORIES (7): 2011 Deutsche Bank Champ, Wyndham Championship. 2012 U.S. Open. 2014 Shriners Hospitals. 2018 THE PLAYERS Championship. 2020 Waste Management Phoenix, RBC Heritage.

WORLD GOLF CHAMPIONSHIPS CAREER SUMMARY

Tournament	Position	Total Score	Total Score	Par	Money
Dell Technologies Match Play (9-11-3)					
2012 Accenture Match Play	T33				45,000
R1: lost to Matteo Manassero, 3 and 2					
2013 Accenture Match Play	T5				275,000
R1: beat David Lynn, 5 and 4					
R2: beat Peter Hanson, 1 Up					
R3: beat Gonzalo Fernandez-Castaño, 2 Up					
QF: lost to Hunter Mahan, 1 Up					
2014 Accenture Match Play	T9				148,000
R1: beat Thongchai Jaidee, 3 and 2					
R2: beat Brandt Snedeker, 4 and 3					
R3: lost to Louis Oosthuizen, 5 and 4					
2015 Cadillac Match Play	T17				85,824
G1: beat Ian Poulter, 3 and 2					
G2: beat Jimmy Walker, 19 holes					
G3: lost to Gary Woodland, 1 Up					
2017 Dell Tech Match Play	T58				49,500
G1: lost to Dustin Johnson, 5 and 3					
G2: lost to Jimmy Walker, 3 and 2					
G3: lost to Martin Kaymer, 3 and 2					
2018 Dell Tech Match Play	T29				77,429
G1: tied Gary Woodland, Tied					
G2: beat Pat Perez, 2 and 1					
G3: lost to Si Woo Kim, 1 Up					


2019 Dell Tech Match Play	T56				53,000
G1: lost to Thorbjørn Olesen, 2 and 1					
G2: tied Satoshi Kodaira, Tied					
G3: lost to Francesco Molinari, 2 and 1					
2021 Dell Tech Match Play	T28				75,000
G1: beat Tilor Gooch, 6 and 5					
G2: lost to Mackenzie Hughes, 4 and 3					
G3: tied Paul Casey, Tied					
					808,752

Workday Championship at The Concession

2012 Cadillac Championship	T35	75-66-66-77	284	-4	60,500
2013 Cadillac Championship	T20	72-67-71-72	282	-6	88,000
2014 Cadillac Championship	T47	80-78-70-70	298	+10	57,000
2015 Cadillac Championship	T7	74-69-70-73	286	-2	215,000
2018 Mexico Championship	T37	72-70-73-68	283	-1	73,000
2019 Mexico Championship	T39	73-72-68-71	284	E	70,500
2020 Mexico Championship	T61	72-73-74-70	289	+5	35,000
2021 Workday Championship	T6	66-69-69-72	276	-12	320,667
					919,667

FedEx St. Jude Invitational

2013 Bridgestone Invit'l	T14	64-75-73-66	278	-2	102,667
2014 Bridgestone Invit'l	T31	72-69-70-68	279	-1	69,500
2015 Bridgestone Invit'l	T25	68-70-72-70	280	E	74,667
2018 Bridgestone Invit'l	T24	69-65-71-72	277	-3	87,250
2019 FedEx St Jude Invit'l	2	69-66-68-64	267	-13	1,095,000
2020 FedEx St Jude Invit'l	T12	69-66-69-68	272	-8	166,667
					1,595,750
					TOTAL \$3,324,169



CAMERON SMITH

Australia



HEIGHT: 5-11
WEIGHT: 172
BIRTHDATE: August 18, 1993
BIRTHPLACE: Brisbane, Australia
RESIDENCE: Jacksonville, Florida
TURNED PROFESSIONAL: 2013

PGA TOUR VICTORIES (3): 2017 Zurich Classic of New Or. 2020 Sony Open in Hawaii. 2021 Zurich Classic of New Or.

INTERNATIONAL VICTORIES (4): 2017 Australian PGA Championship, Australian PGA Championship. 2018 Australian PGA Championship, Australian PGA Championship.

WORLD GOLF CHAMPIONSHIPS CAREER SUMMARY

Tournament	Position	Total Score	Total Score	Par	Money
Dell Technologies Match Play (4-5-2)					
2018 Dell Tech Match Play	T5				306,000
G1: beat Patrick Cantlay, 2 Up					
G2: beat Hideki Matsuyama, 1 Up					
G3: tied Yusaku Miyazato, Tied					
R4: beat Tyrrell Hatton, 2 and 1					
QF: lost to Alex Noren, 4 and 2					
2019 Dell Tech Match Play	T61				50,750
G1: lost to Charles Howell III, 2 and 1					
G2: lost to Abraham Ancer, 3 and 2					
G3: lost to Paul Casey, 4 and 3					
2021 Dell Tech Match Play	T28				75,000
G1: beat Lanto Griffin, 1 Up					
G2: lost to Ian Poulter, 1 Up					
G3: tied Rory McIlroy, Tied					
					431,750

Workday Championship at The Concession


2019 Mexico Championship	T6	69-67-68-70	274	-10	261,667
2020 Mexico Championship	T22	73-73-69-64	279	-5	105,500
2021 Workday Championship	T11	68-66-77-67	278	-10	189,667
					556,833

FedEx St. Jude Invitational

2018 Bridgestone Invit'l	23	70-70-69-67	276	-4	92,250
2019 FedEx St Jude Invit'l	T12	65-68-73-68	274	-6	143,625
2020 FedEx St Jude Invit'l	T59	72-72-71-68	283	+3	35,250
					271,125

HSBC Champions

2016 HSBC Champions	T64	71-73-70-75	289	+1	43,250
2019 HSBC Champions	T54	76-72-72-78	298	+10	50,313
2020 HSBC Champions	T60	70-72-74-76	292	+4	49,150
					142,713
					TOTAL \$1,402,421



JORDAN SPIETH

United States



HEIGHT: 6-1
WEIGHT: 175
BIRTHDATE: July 27, 1993
BIRTHPLACE: Dallas, Texas
RESIDENCE: Dallas, Texas
TURNED PROFESSIONAL: 2012

PGA TOUR VICTORIES (12): 2013 John Deere Classic. 2015 Valspar Championship, TOUR Championship, Masters Tournament, U.S. Open, John Deere Classic. 2016 Hyundai T of C, DEAN & DELUCA Inv'tl. 2017 AT&T Pebble Beach, The Open Championship, Travelers Championship. 2021 Valero Texas Open.

INTERNATIONAL VICTORIES (2): 2014 Emirates Australian Open [Aus]. 2016 Australian Open [Aus].

OTHER VICTORIES (1): 2015 Hero World Challenge.

WORLD GOLF CHAMPIONSHIPS CAREER SUMMARY

Tournament	Position	Total Score	Total Score	Par	Money
Dell Technologies Match Play (14-7-3)					
2014 Accenture Match Play	T5				280,000
R1: beat Pablo Larrazabal, 2 Up					
R2: beat Thomas Bjørn, 5 and 4					
R3: beat Matt Kuchar, 2 and 1					
QF: lost to Ernie Els, 4 and 2					
2015 Cadillac Match Play	T17				85,824
G1: beat Mikko Ilonen, 4 and 2					
G2: beat Matt Every, 4 and 3					
G3: lost to Lee Westwood, 1 Up					
2016 Dell Match Play	T9				152,000
G1: beat Jamie Donaldson, 3 and 2					
G2: beat Victor Dubuisson, 5 and 4					
G3: beat Justin Thomas, 3 and 2					
R4: lost to Louis Oosthuizen, 4 and 2					
2017 Dell Tech Match Play	T30				74,000
G1: lost to Hideto Tanihara, 4 and 2					
G2: beat Yuta Ikeda, 4 and 2					
G3: tied Ryan Moore, Tied					
2018 Dell Tech Match Play	T17				97,917
G1: beat Charl Schwartzel, 2 and 1					
G2: beat Haotong Li, 4 and 2					
G3: lost to Patrick Reed, 2 and 1					

2019 Dell Tech Match Play	T24				81,313
G1: tied Billy Horschel, Tied					
G2: beat Kevin Na, 3 and 2					
G3: lost to Bubba Watson, 1 Up					
2021 Dell Tech Match Play	T9				189,000
G1: beat Matt Fitzpatrick, 3 and 1					
G2: tied Matthew Wolff, Tied					
G3: beat Corey Conners, 3 and 2					
R4: lost to Matt Kuchar, 1 Up					
					960,053

Workday Championship at The Concession

2014 Cadillac Championship	T34	73-79-73-69	294	+6	68,500
2015 Cadillac Championship	T17	75-69-73-72	289	+1	97,500
2016 Cadillac Championship	T17	69-72-73-73	287	-1	102,167
2017 Mexico Championship	T12	71-72-63-71	277	-7	131,250
2018 Mexico Championship	T14	70-67-69-70	276	-8	126,500
2019 Mexico Championship	T54	75-69-75-69	288	+4	57,500
2020 Mexico Championship	T58	74-73-70-71	288	+4	36,500
					619,917

FedEx St. Jude Invitational

2014 Bridgestone Invit'l	49	71-70-73-71	285	+5	54,000
2015 Bridgestone Invit'l	T10	70-68-72-66	276	-4	149,500
2016 Bridgestone Invit'l	T3	68-71-71-67	277	-3	449,250
2017 Bridgestone Invit'l	T13	67-70-71-68	276	-4	123,500
2018 Bridgestone Invit'l	T60	71-72-68-74	285	+5	51,500
2019 FedEx St Jude Invit'l	T12	70-70-66-68	274	-6	143,625
2020 FedEx St Jude Invit'l	T30	68-69-68-71	276	-4	72,000
					1,043,375

HSBC Champions

2014 HSBC Champions	17	68-71-70-69	278	-10	90,000
2015 HSBC Champions	T35	70-74-72-74	290	+2	61,500
2016 HSBC Champions	T7	68-72-63-70	273	-15	173,750
2020 HSBC Champions	T43	70-73-74-70	287	-1	63,000
					388,250
					TOTAL \$3,011,594



ROBERT STREB

United States



HEIGHT: 5-10
WEIGHT: 165
BIRTHDATE: April 07, 1987
BIRTHPLACE: Chickasha, Oklahoma
RESIDENCE: Shawnee, Kansas
TURNED PROFESSIONAL: 2009

PGA TOUR VICTORIES (2): 2015 The McGladrey Classic. 2021 The RSM Classic.

KORN FERRY TOUR VICTORIES (2): 2012 Mylan Classic. 2018 Nationwide Children's.

WORLD GOLF CHAMPIONSHIPS CAREER SUMMARY

Tournament	Position	Total Score	Total Score	Par	Money
Dell Technologies Match Play (1-2-0)					
2016 Dell Match Play	T38				63,000
G1: beat Dustin Johnson, 3 and 2					
G2: lost to Jimmy Walker, 4 and 3					
G3: lost to Kiradech Aphibarnrat, 1 Up					
					63,000

Workday Championship at The Concession


2015 Cadillac Championship	T56	72-80-72-74	298	+10	48,000
2016 Cadillac Championship	T52	72-73-73-79	297	+9	56,500
					104,500

FedEx St. Jude Invitational

2015 Bridgestone Invit'l	5	68-70-68-68	274	-6	330,000
					330,000

HSBC Champions

2016 HSBC Champions	T35	73-69-68-71	281	-7	63,000
					63,000
					TOTAL \$560,500



JUSTIN THOMAS

United States



HEIGHT: 5-10
WEIGHT: 160
BIRTHDATE: April 29, 1993
BIRTHPLACE: Louisville, Kentucky
RESIDENCE: Jupiter, Florida
TURNED PROFESSIONAL: 2013

PGA TOUR VICTORIES (14): 2016 CIMB Classic. 2017 Sony Open in Hawaii, Dell Technologies Champ, CIMB Classic, SBS Tournament of Champ, PGA Championship. 2018 WGC-Bridgestone Invit'l, The Honda Classic, THE CJ CUP @ NINE BRIDGES. 2019 BMW Championship. 2020 WGC-FedEx St Jude Invit'l, Sentry T of C, THE CJ CUP @ NINE BRIDGES. 2021 THE PLAYERS Championship.

KORN FERRY TOUR VICTORIES (1): 2014 Nationwide Children's.

OTHER VICTORIES (1): 2020 PNC Championship [with Mike Thomas].

WORLD GOLF CHAMPIONSHIPS CAREER SUMMARY

Tournament	Position	Total Score	Total Score	Par	Money
Dell Technologies Match Play (8-10-1)					
2016 Dell Match Play	T61				47,750
G1: lost to Victor Dubuisson, 3 and 2					
G2: lost to Jamie Donaldson, 1 Up					
G3: lost to Jordan Spieth, 3 and 2					
2017 Dell Tech Match Play	T39				63,500
G1: beat Chris Wood, 2 and 1					
G2: lost to Kevin Na, 4 and 2					
G3: lost to Matt Fitzpatrick, 2 and 1					
2018 Dell Tech Match Play	4				559,000
G1: beat Luke List, 2 Up					
G2: beat Patton Kizzire, 3 and 1					
G3: beat Francesco Molinari, 7 and 5					
R4: beat Si Woo Kim, 6 and 5					
QF: beat Kyle Stanley, 2 and 1					
SF: lost to Bubba Watson, 3 and 2					
Consolation: lost to Alex Noren, 5 and 3					
2019 Dell Tech Match Play	T24				81,313
G1: lost to Lucas Bjerregaard, 3 and 2					
G2: beat Matt Wallace, 3 and 1					
G3: tied Keegan Bradley, Tied					
2021 Dell Tech Match Play	T42				47,571
G1: lost to Matt Kuchar, 3 and 2					
G2: lost to Kevin Kisner, 2 and 1					
G3: beat Louis Oosthuizen, 3 and 2					
					799,134
Workday Championship at The Concession					
2016 Cadillac Championship	T35	75-66-78-73	292	+4	72,500
2017 Mexico Championship	T5	69-66-66-72	273	-11	312,500
2018 Mexico Championship	2	72-70-62-64	268	-16	1,072,000
2019 Mexico Championship	9	66-73-74-62	275	-9	201,000
2020 Mexico Championship	T6	67-66-65-73	271	-13	320,667
2021 Workday Championship	T15	73-66-70-71	280	-8	147,333
					2,126,000
FedEx St. Jude Invitational					
2016 Bridgestone Invit'l	T33	70-69-70-76	285	+5	76,000
2017 Bridgestone Invit'l	T28	73-70-69-67	279	-1	73,563
2018 Bridgestone Invit'l	1	65-64-67-69	265	-15	1,700,000
2019 FedEx St Jude Invit'l	T12	68-69-66-71	274	-6	143,625
2020 FedEx St Jude Invit'l	1	66-70-66-65	267	-13	1,820,000
					3,813,188
HSBC Champions					
2016 HSBC Champions	T27	72-69-70-68	279	-9	72,000
2017 HSBC Champions	T23	71-70-72-71	284	-4	80,167
					152,167
					TOTAL \$6,890,488



LEE WESTWOOD

England



HEIGHT: 6-0
WEIGHT: 205
BIRTHDATE: April 24, 1973
BIRTHPLACE: Worksop, England
RESIDENCE: West Palm Beach, Florida
TURNED PROFESSIONAL: 1993

PGA TOUR VICTORIES (2): 1998 Freeport-McDermott Class. 2010 St. Jude Classic.

INTERNATIONAL VICTORIES (42): 1996 Sumitomo Visa Taiheiyo Masters [Jpn], Volvo Scandinavian Masters [Eur]. 1997 Sumitomo Visa Taiheiyo Masters [Jpn], Benson and Hedges Malaysian Open [Asia], Holden Australian Open [Aust], Volvo Masters Andalucia [Eur]. 1998 Deutsche Bank-SAP Open-TPC of Europe [Eur], National Car Rental English Open [Eur], The Standard Life Loch Lomond [Eur], Belgacom Open [Eur], Sumitomo Visa Taiheiyo Masters [Jpn], Dunlop Phoenix [Jpn]. 1999 TNT Dutch Open [Eur], Smurfit European Open [Eur], Canon European Masters [Eur], Macau Open [Asia]. 2000 Dimension Data Pro-Am [SAf], Deutsche Bank-SAP Open TPC of Europe [Eur], Compaq European Grand Prix [Eur], Smurfit European Open [Eur], Volvo Scandinavian Masters [Eur], Belgacom Open [Eur]. 2003 BMW International Open [Eur], Dunhill Links Championship [Eur], Nelson Mandela Invitational [with Simon Hobday] [SAf]. 2007 Valle Romano Open de Andalucia [Eur], Quinn Direct British Masters. 2009 Portugal Masters [Eur], Dubai World Championship [Eur]. 2010 Nedbank Golf Challenge [SAf]. 2011 Indonesian Masters [Asia], Balantine's Championship [Eur], Nedbank Golf Challenge [SAf], Thailand Golf Championship [Asia]. 2012 Indonesian Masters [Asia], Nordea Masters [Eur]. 2014 Maybank Malaysia Open [Eur], Thailand Golf Championship [Asia]. 2015 CIMB Niaga Indonesian Masters [Asia]. 2018 Nedbank Golf Challenge hosted by Gary Player. 2020 Abu Dhabi HSBC Championship presented by EGA.

WORLD GOLF CHAMPIONSHIPS CAREER SUMMARY

Tournament	Position	Total Score	Total Score	Par	Money
Dell Technologies Match Play (19-22-1)					
1999 Accenture Match Play	T33				25,000
R1: lost to Eduardo Romero, 3 and 2					
2000 Accenture Match Play	T17				50,000
R1: beat Brandt Jobe, 2 and 1					
R2: lost to Scott Hoch, 1 down					
2002 Accenture Match Play	T17				55,000
R1: beat Shingo Katayama, 4 and 3					
R2: lost to John Cook, 1 down					
2004 Accenture Match Play	T33				35,000
R1: lost to Phil Mickelson, 3 and 1					
2005 Accenture Match Play	T17				85,000
R1: beat Steve Flesch, 4 and 3					
R2: lost to Davis Love III, 7 and 6					
2006 Accenture Match Play	T33				35,000
R1: lost to Scott Verplank, 26 holes					
2007 Accenture Match Play	T33				40,000
R1: lost to Padraig Harrington, 19 holes					
2008 Accenture Match Play	T17				90,000
R1: beat Brandt Snedeker, 3 and 2					
R2: lost to Justin Leonard, 2 and 1					
2009 Accenture Match Play	T17				95,000
R1: beat Prayad Marksaeng, 2 and 1					
R2: lost to Stewart Cink, 23 holes					
2010 Accenture Match Play	T17				95,000
R1: beat Chris Wood, 3 and 1					
R2: lost to Nick Watney, 2 and 1					
2011 Accenture Match Play	T17				95,000
R1: beat Henrik Stenson, 3 and 2					
R2: lost to Nick Watney, 1 Up					
2012 Accenture Match Play	4				490,000
R1: beat Nicolas Colsaerts, 3 and 1					
R2: beat Robert Karlsson, 3 and 2					
R3: beat Nick Watney, 3 and 2					
QF: beat Martin Laird, 4 and 2					
SF: lost to Rory McIlroy, 3 and 1					
Consolation: lost to Mark Wilson, 1 Up					
2013 Accenture Match Play	T33				46,000
R1: lost to Rafa Cabrera Bello, 19 holes					
2014 Accenture Match Play	T33				48,000
R1: lost to Harris English, 5 and 3					
2015 Cadillac Match Play	T9				150,000
G1: beat Matt Every, 1 Up					
G2: beat Mikko Ilonen, 1 Up					
G3: beat Jordan Spieth, 2 Up					
R4: lost to Danny Willett, 3 and 2					
2016 Dell Match Play	T38				63,000
G1: lost to Sergio Garcia, 1 Up					
G2: beat Marc Leishman, 1 Up					
G3: lost to Ryan Moore, 3 and 1					
2017 Dell Tech Match Play	T17				93,308
G1: lost to Marc Leishman, 3 and 2					
G2: beat Jason Day,					
G3: beat Pat Perez, 2 and 1					

2019 Dell Tech Match Play	T56				53,000
G1: lost to Xander Schauffele, 1 Up					
G2: tied Rafa Cabrera Bello, Tied					
G3: lost to Tyrrell Hatton, 3 and 1					
2021 Dell Tech Match Play	T18				113,700
G1: lost to Sergio Garcia, 4 and 3					
G2: beat Matt Wallace, 5 and 3					
G3: beat Tyrrell Hatton, 4 and 3					
					1,757,008

Workday Championship at The Concession


1999 American Express	T4	73-67-71-73	284	E	176,667
2000 American Express	2	72-72-68-67	279	-9	500,000
2003 American Express	T35	72-71-71-75	289	+9	41,500
2004 American Express	T13	68-69-71-73	281	-7	90,000
2005 American Express	T51	71-75-75-68	289	+9	40,500
2006 American Express	T32	71-66-73-72	282	-2	61,000
2008 CA Championship	T34	71-72-72-68	283	-5	57,500
2009 CA Championship	T61	71-71-78-69	289	+1	39,550
2010 CA Championship	T30	74-68-74-69	285	-3	70,000
2011 Cadillac Championship	T18	70-74-70-68	282	-6	89,000
2012 Cadillac Championship	T29	76-67-68-72	283	-5	67,500
2013 Cadillac Championship	T25	73-69-71-71	284	-4	79,000
2014 Cadillac Championship	T34	75-79-70-70	294	+6	68,500
2015 Cadillac Championship	T12	71-72-70-75	288	E	123,000
2017 Mexico Championship	T28	67-71-66-78	282	-2	75,625
2019 Mexico Championship	T33	73-71-65-73	282	-2	78,000
2020 Mexico Championship	T22	69-70-70-70	279	-5	105,500
2021 Workday Championship	T61	74-69-77-76	296	+8	35,000
					1,797,842

FedEx St. Jude Invitational

1999 NEC Invitational	T33	74-72-70-72	288	+8	34,000
2000 NEC Invitational	T20	66-69-73-72	280	E	68,333
2001 NEC Invitational	W/D	70-78	148	+8	0
2002 NEC Invitational	T15	68-69-72-70	279	-5	60,875
2003 NEC Invitational	T46	70-70-73-73	286	+6	31,500
2004 NEC Invitational	T9	69-69-69-69	276	-4	116,000
2005 NEC Invitational	T24	73-72-63-74	282	+2	69,000
2006 Bridgestone Invit'l	W/D	79-67-74	220	+10	0
2007 Bridgestone Invit'l	T22	68-71-79-69	287	+7	66,250
2008 Bridgestone Invit'l	T2	70-65-67-69	271	-9	635,000
2009 Bridgestone Invit'l	9	69-71-70-65	275	-5	160,000
2010 Bridgestone Invit'l	W/D	71-76	147	+7	0
2011 Bridgestone Invit'l	T9	67-71-68-65	271	-9	152,500
2012 Bridgestone Invit'l	70	68-72-81-73	294	+14	42,000
2013 Bridgestone Invit'l	T40	71-71-71-72	285	+5	61,500
2014 Bridgestone Invit'l	T19	72-71-70-63	276	-4	89,000
2015 Bridgestone Invit'l	T17	68-70-73-68	279	-1	88,500
2017 Bridgestone Invit'l	T47	72-78-68-67	285	+5	57,000
					1,731,458

HSBC Champions

2009 HSBC Champions	T8	70-71-65-71	277	-11	147,500
2010 HSBC Champions	2	66-70-67-67	270	-18	675,000
2011 HSBC Champions	T13	69-68-67-74	278	-10	90,000
2012 HSBC Champions	T6	70-67-61-72	270	-18	190,000
2014 HSBC Champions	T55	71-73-68-75	287	-1	46,250
2015 HSBC Champions	T20	70-73-69-73	285	-3	81,000
2016 HSBC Champions	T51	72-69-71-73	285	-3	49,000
2017 HSBC Champions	29	69-70-77-69	285	-3	75,000
					1,353,750
TOTAL					\$6,640,058



MATTHEW WOLFF

United States 

HEIGHT: 6-0
WEIGHT:
BIRTHDATE: April 14, 1999
BIRTHPLACE: Agoura Hills, California
RESIDENCE: Jupiter, Florida
TURNED PROFESSIONAL: 2019

PGA TOUR VICTORIES (1): 2019 3M Open.

WORLD GOLF CHAMPIONSHIPS CAREER SUMMARY

Tournament	Position	Total Score	Total Score	Par	Money
Dell Technologies Match Play (1-1-1)					
2021 Dell Tech Match Play	T28				75,000
G1: beat Corey Connors, 3 and 1					
G2: tied Jordan Spieth, Tied					
G3: lost to Matt Fitzpatrick, 3 and 2					
					75,000
Workday Championship at The Concession					
2021 Workday Championship	W/D	83	83	+11	0
					0
FedEx St. Jude Invitational					
2019 FedEx St Jude Invit'l	T24	72-70-65-69	276	-4	103,000
2020 FedEx St Jude Invit'l	T49	69-74-65-72	280	E	44,000
					147,000
					TOTAL \$222,000



WILL ZALATORIS

United States 

HEIGHT: 6-2
WEIGHT: 165
BIRTHDATE: August 16, 1996
BIRTHPLACE: San Francisco, California
RESIDENCE: Plano, Texas
TURNED PROFESSIONAL: 2018

BEST PGA TOUR CAREER FINISH: 2-2021 Masters Tournament (2021).

KORN FERRY TOUR VICTORIES (1): 2020 TPC Colorado Championship.

WORLD GOLF CHAMPIONSHIPS CAREER SUMMARY

Tournament	Position	Total Score	Total Score	Par	Money
Dell Technologies Match Play (1-1-1)					
2021 Dell Tech Match Play	T28				75,000
G1: lost to Jason Kokrak, 1 Up					
G2: tied Tony Finau, Tied					
G3: beat Dylan Frittelli, 2 Up					
					75,000
Workday Championship at The Concession					
2021 Workday Championship	T22	72-69-68-73	282	-6	100,833
					100,833
					TOTAL \$175,833

World Golf Championships



Five-time PGA TOUR winner Collin Morikawa earned his first World Golf Championships title at the WGC-Workday Championship at The Concession in February.

2021 Dell Technologies Match Play Facts

EVENT:

World Golf Championships-Dell Technologies Match Play (Dell Technologies Match Play on second reference)

The Dell Technologies Match Play is one of four World Golf Championships sanctioned and organized by the operational committee of the International Federation of PGA Tours, which includes the Asian Tour, European Tour, Japan Golf Tour, PGA TOUR, PGA Tour of Australasia and Sunshine Tour. The other World Golf Championships include the Workday Championship at The Concession (Florida, USA), FedEx St. Jude Invitational (Tennessee, USA) and HSBC Champions (China).

DATE:

March 24-28, 2021

SITE:

Austin Country Club, Austin, Texas

PAR/YARDAGE:

Par: 35-36-71/7,108 yards

ARCHITECT/OPENED:

Pete Dye/1984

2021 CHAMPION:

Billy Horschel defeated Scottie Scheffler (2 and 1)

FORMAT:

Match play (hole-by-hole competition).

The 64-player Dell Technologies Match Play field will be divided into 16 four-player groups. Each group will play round-robin matches within their group on Wednesday, Thursday and Friday (March 24, 25, 26). The player with the best record in each of the four player groups advances to the Round of 16 for single-elimination match play (in the event of a two-way tie in a group, head-to-head match results will be used as the tiebreaker; a three-way tie will require a sudden-death stroke play hole by hole playoff).

Group Play (Round Robin) Matches - 18 hole matches played to either a conclusion or a halve (matches will not be extended beyond 18 holes)

Wednesday, Round 1 - 32 matches (64 players)

Thursday, Round 2 - 32 matches (64 players)

Friday, Round 3 - 32 matches (64 players)

The player in each group with the highest point total at the end of group play advances to the 16-player, single-elimination matches. In the event two or more players in a group are equal with the highest point totals, a stroke-play hole-by-hole playoff will determine the player that advances to the 16 player, single-elimination matches.

Group play hole-by-hole playoffs will be conducted after the matches in the group are complete and after all of the group play matches have started their third-round match. Group play hole-by-hole playoffs will start on the first hole and play holes 1 through 18 in sequence repeated if necessary, until the player is determined who will advance to the Round of 16.

Single-elimination matches - 18-hole matches to a conclusion. No halved matches. Matches all square after 18 holes will be extended until a winner is determined.

Round 4 (Saturday morning) - Eight matches (16 players). Winners advance to round 5/quarter-final matches. Matches all square after 18 holes in round 4 extended on holes 10 through 18 and repeated if necessary

Round 5 (Saturday afternoon) - Four Quarterfinals matches (eight players). Winners advance to the Semifinals. Matches all square after 18 holes are extended on holes 12 through 18 and repeated if necessary

Round 6 (Sunday morning) - Two Semifinals matches (four players). Winners advance to the Championship Match, losers advance to the Consolation Match. Matches all square after 18 holes are extended on holes 12 through 18 and repeated if necessary.

Round 7 (Sunday afternoon) - Consolation Match for third place (two players) and Championship Match (two players). Matches all square after 18 holes are extended on holes 12 through 18 and repeated if necessary.

For more information on group format, visit dellmatchplay.com.

PURSE:

\$10.25 million (US); \$1.82 million to the winner
Prize money earned will be considered official on each player's home Tour.

FIELD:

The Dell Technologies Match Play boasts one of the strongest international fields of the year in all of golf. The world-class field is made up of the following:

- The top 64 available players from the Official World Golf Ranking, as of the Monday one week prior to the week of the tournament (March 15, 2021)
- These 64 players are then seeded by their ranking based on their position in the Official World Golf Ranking the following Monday, March 22, 2021.

TV LISTINGS:

The Dell Technologies Match Play is broadcast to 226 countries and territories in 23 languages.

Domestic TV Schedule (All times ET):

Wednesday, Thursday and Friday, March 24-26	1-7 p.m.	GOLF Channel
Saturday, March 27	9 a.m. -1p.m.	GOLF Channel
	1-5 p.m.	NBC
Sunday, March 28	9 a.m. -1p.m.	GOLF Channel
	2-6 p.m.	NBC

TROPHY:

Walter Hagen Cup

WEBSITE:

www.worldgolfchampionships.com



2021 Dell Technologies Match Play Facts

CHARITY:

We look forward to the day we can re-open our gates to the public and eagerly await a safe return of all spectators. Although our footprint will be reduced, we will remain steadfast in our charitable mission in the region and are grateful for the continued support from the Austin community. Throughout the pandemic, giving back has remained at the heart of everything we do and we are proud to have maintained a charitable presence in support of First Tee of Greater Austin and Dell Children's Hospital. In just five short years, more than \$4.5 million has been contributed within our city and it wouldn't be possible without the overwhelming support of our fans as we've worked to establish a footprint beginning in 2016. We look forward to furthering our impact in 2021 and beyond.

ABOUT DELL TECHNOLOGIES:

Dell Technologies (NYSE: Dell) helps organizations and individuals build their digital future and transform how they work, live and play. The company provides customers with the industry's broadest and most innovative technology and services portfolio for the data era.

SOCIAL:

Twitter	@DellMatchPlay
Instagram	@DellMatchPlay
Facebook	www.facebook.com/dellmatchplay

CHAMPIONSHIP OFFICE:

3600 Capital of Texas Highway
Suite 230
Austin, TX 78746
512-949-5885

Executive Director: Jordan Uppleger
Operations Manager: Ian Helm
Tournament Services Manager: Callie Gibson
Tournament Sales Manager: Kris Devlin
Tournament Coordinator: Rosalyn Barnett

MEDIA CONTACTS:

Laura Vescovi, Communications Manager, PGA TOUR
904-665-5924, lauravescovi@pgatourhq.com

2021 Dell Technologies Match Play



2021 WGC-Dell Technologies Match Play Austin Country Club



Group	3/24/2021 Wednesday Round 1	3/25/2021 Thursday Round 2	3/26/2021 Friday Round 3	3/27/2021 Saturday Round 4	3/27/2021 Saturday Round 5 Quarter Finals	3/28/2021 Sunday Round 6 Semi Finals	3/28/2021 Sunday Round 7 Championship
1	Match 31 03:00 pm 1 Dustin Johnson, USA 61 Adam Long, USA	Match 55 01:32 pm 1 Dustin Johnson, USA 41 Robert MacIntyre, SCO	Match 79 12:16 pm 1 Dustin Johnson, USA 28 Kevin Na, USA	Match 100 08:08 am 31 Victor Perez, FRA	Match 106 12:50 pm 31 Victor Perez, FRA	Match 109 09:05 am 32 Billy Horschel, USA	Match 112 02:20 pm 32 Billy Horschel, USA
16	Match 32 03:11 pm 28 Kevin Na, USA 41 Robert MacIntyre, SCO	Match 56 01:43 pm 28 Kevin Na, USA 61 Adam Long, USA	Match 80 12:27 pm 41 Robert MacIntyre, SCO 61 Adam Long, USA	Match 77 11:54 am 16 Sungjae Im, KOR 31 Victor Perez, FRA	Match 105 12:05 pm 31 Victor Perez, FRA	Match 108 07:46 am 32 Billy Horschel, USA	Match 111 02:05 pm 31 Victor Perez, FRA
8	Match 29 02:38 pm 16 Sungjae Im, KOR 50 Russell Henley, USA	Match 53 01:10 pm 16 Sungjae Im, KOR 36 Marc Leishman, AUS	Match 78 11:32 am 16 Sungjae Im, KOR 31 Victor Perez, FRA	Match 99 07:57 am 39 Sergio Garcia, ESP	Match 107 12:50 pm 39 Sergio Garcia, ESP	Match 110 09:05 am 32 Billy Horschel, USA	Match 113 02:20 pm 32 Billy Horschel, USA
9	Match 30 02:49 pm 31 Victor Perez, FRA 36 Marc Leishman, AUS	Match 54 01:27 pm 31 Victor Perez, FRA 50 Russell Henley, USA	Match 76 11:32 am 36 Marc Leishman, AUS 50 Russell Henley, USA	Match 98 07:46 am 48 Mackenzie Hughes, CAN	Match 104 08:52 am 49 Jordan Spieth, USA	Match 107 12:35 pm 21 Tommy Fleetwood, ENG	Match 110 09:20 am 30 Scottie Scheffler, USA
4	Match 27 02:16 pm 8 Tyrrell Hatton, ENG 61 Matt Wallace, ENG	Match 51 12:48 pm 8 Tyrrell Hatton, ENG 39 Sergio Garcia, ESP	Match 75 11:32 am 8 Tyrrell Hatton, ENG 18 Lee Westwood, ENG	Match 97 07:35 am 21 Tommy Fleetwood, ENG	Match 103 08:41 am 54 Brian Harman, USA	Match 106 12:35 pm 21 Tommy Fleetwood, ENG	Match 109 09:20 am 30 Scottie Scheffler, USA
13	Match 28 02:27 pm 18 Lee Westwood, ENG 39 Sergio Garcia, ESP	Match 52 12:59 pm 18 Lee Westwood, ENG 51 Matt Wallace, ENG	Match 76 11:43 am 39 Sergio Garcia, ESP 61 Matt Wallace, ENG	Match 96 07:57 am 48 Mackenzie Hughes, CAN	Match 102 08:30 am 62 Erik van Rooyen, RSA	Match 105 12:35 pm 21 Tommy Fleetwood, ENG	Match 108 07:46 am 32 Billy Horschel, USA
5	Match 25 01:54 pm 9 Webb Simpson, USA 59 Talor Gooch, USA	Match 49 12:29 pm 9 Webb Simpson, USA 48 Mackenzie Hughes, CAN	Match 73 11:10 am 9 Webb Simpson, USA 17 Paul Casey, ENG	Match 95 09:20 am 52 Matt Kuchar, USA	Match 101 08:19 am 60 Ian Poulter, ENG	Match 108 01:30 pm 54 Brian Harman, USA	Match 111 02:05 pm 31 Victor Perez, FRA
2	Match 26 02:05 pm 17 Paul Casey, ENG 48 Mackenzie Hughes, CAN	Match 50 12:37 pm 17 Paul Casey, ENG 59 Talor Gooch, USA	Match 74 11:21 am 48 Mackenzie Hughes, CAN 59 Talor Gooch, USA	Match 94 07:46 am 53 Kevin Streelman, USA	Match 100 08:52 am 49 Jordan Spieth, USA	Match 103 08:41 am 54 Brian Harman, USA	Match 106 12:35 pm 21 Tommy Fleetwood, ENG
3	Match 23 01:32 pm 4 Collin Morikawa, USA 63 J.T. Poston, USA	Match 47 12:04 pm 4 Collin Morikawa, USA 35 Max Homa, USA	Match 71 10:48 am 4 Collin Morikawa, USA 32 Billy Horschel, USA	Match 93 07:26 am 49 Jordan Spieth, USA	Match 100 08:52 am 49 Jordan Spieth, USA	Match 103 08:41 am 54 Brian Harman, USA	Match 106 12:35 pm 21 Tommy Fleetwood, ENG
7	Match 24 01:43 pm 32 Billy Horschel, USA 35 Max Homa, USA	Match 48 12:15 pm 32 Billy Horschel, USA 63 J.T. Poston, USA	Match 72 10:59 am 35 Max Homa, USA 63 J.T. Poston, USA	Match 92 07:26 am 49 Jordan Spieth, USA	Match 100 08:52 am 49 Jordan Spieth, USA	Match 103 08:41 am 54 Brian Harman, USA	Match 106 12:35 pm 21 Tommy Fleetwood, ENG
10	Match 21 01:10 pm 13 Viktor Hovland, NOR 53 Kevin Streelman, USA	Match 45 11:42 am 13 Viktor Hovland, NOR 43 Bernd Wiesberger, AUT	Match 69 10:26 am 13 Viktor Hovland, NOR 27 Abraham Ancer, MEX	Match 91 09:20 am 52 Matt Kuchar, USA	Match 100 08:52 am 49 Jordan Spieth, USA	Match 103 08:41 am 54 Brian Harman, USA	Match 106 12:35 pm 21 Tommy Fleetwood, ENG
11	Match 22 01:21 pm 27 Abraham Ancer, MEX 43 Bernd Wiesberger, AUT	Match 46 11:53 am 27 Abraham Ancer, MEX 53 Kevin Streelman, USA	Match 70 10:37 am 27 Abraham Ancer, MEX 43 Bernd Wiesberger, AUT	Match 90 09:20 am 52 Matt Kuchar, USA	Match 100 08:52 am 49 Jordan Spieth, USA	Match 103 08:41 am 54 Brian Harman, USA	Match 106 12:35 pm 21 Tommy Fleetwood, ENG
6	Match 19 12:48 pm 5 Bryson DeChambeau, USA 58 Antoine Rozner, FRA	Match 43 11:20 am 5 Bryson DeChambeau, USA 45 Si Woo Kim, KOR	Match 67 10:04 am 5 Bryson DeChambeau, USA 21 Tommy Fleetwood, ENG	Match 89 09:20 am 52 Matt Kuchar, USA	Match 100 08:52 am 49 Jordan Spieth, USA	Match 103 08:41 am 54 Brian Harman, USA	Match 106 12:35 pm 21 Tommy Fleetwood, ENG
12	Match 20 12:59 pm 21 Tommy Fleetwood, ENG 45 Si Woo Kim, KOR	Match 44 11:31 am 21 Tommy Fleetwood, ENG 58 Antoine Rozner, FRA	Match 68 10:15 am 45 Si Woo Kim, KOR 58 Antoine Rozner, FRA	Match 88 09:20 am 52 Matt Kuchar, USA	Match 100 08:52 am 49 Jordan Spieth, USA	Match 103 08:41 am 54 Brian Harman, USA	Match 106 12:35 pm 21 Tommy Fleetwood, ENG
14	Match 17 12:26 pm 12 Tony Finau, USA 64 Dylan Frittelli, RSA	Match 41 10:58 am 12 Tony Finau, USA 40 Will Zalatoris, USA	Match 65 09:42 am 12 Tony Finau, USA 29 Jason Kokrak, USA	Match 87 09:20 am 52 Matt Kuchar, USA	Match 100 08:52 am 49 Jordan Spieth, USA	Match 103 08:41 am 54 Brian Harman, USA	Match 106 12:35 pm 21 Tommy Fleetwood, ENG
15	Match 18 12:37 pm 29 Jason Kokrak, USA 40 Will Zalatoris, USA	Match 42 11:09 am 29 Jason Kokrak, USA 64 Dylan Frittelli, RSA	Match 66 09:53 am 40 Will Zalatoris, USA 64 Dylan Frittelli, RSA	Match 86 09:20 am 52 Matt Kuchar, USA	Match 100 08:52 am 49 Jordan Spieth, USA	Match 103 08:41 am 54 Brian Harman, USA	Match 106 12:35 pm 21 Tommy Fleetwood, ENG



2021 WGC-Dell Technologies Match Play Austin Country Club



Group	3/28/2021 Sunday Round 6 Semi Finals	3/27/2021 Saturday Round 5 Quarter Finals	3/27/2021 Saturday Round 4	3/26/2021 Friday Round 3	3/25/2021 Thursday Round 2	3/24/2021 Wednesday Round 1
2	Match 95 09:20 am 2 Justin Thomas, USA 22 Louis Oosthuizen, RSA	Match 39 10:36 am 2 Justin Thomas, USA 34 Kevin Kisner, USA	Match 15 12:04 pm 2 Justin Thomas, USA 52 Matt Kuchar, USA	Match 96 03:01 pm 34 Kevin Kisner, USA 22 Louis Oosthuizen, RSA	Match 16 12:15 pm 22 Louis Oosthuizen, RSA 52 Matt Kuchar, USA	Match 15 12:04 pm 2 Justin Thomas, USA 52 Matt Kuchar, USA
15	Match 83 02:39 pm 15 Matt Fitzpatrick, ENG 20 Matthew Wolff, USA	Match 97 10:14 am 15 Matt Fitzpatrick, ENG 37 Corey Conners, CAN	Match 13 11:42 am 15 Matt Fitzpatrick, ENG 49 Jordan Spieth, USA	Match 94 02:50 pm 37 Corey Conners, CAN 49 Jordan Spieth, USA	Match 14 11:53 am 20 Matthew Wolff, USA 49 Jordan Spieth, USA	Match 13 11:42 am 15 Matt Fitzpatrick, ENG 49 Jordan Spieth, USA
7	Match 91 02:17 pm 7 Patrick Reed, USA 20 Joaquin Niemann, CHI	Match 35 09:52 am 7 Patrick Reed, USA 33 Christian Bezuidenhout, RSA	Match 11 11:20 am 7 Patrick Reed, USA 55 Bubba Watson, USA	Match 92 02:26 pm 33 Christian Bezuidenhout, RSA 55 Bubba Watson, USA	Match 12 11:31 am 26 Joaquin Niemann, CHI 33 Christian Bezuidenhout, RSA	Match 11 11:20 am 7 Patrick Reed, USA 55 Bubba Watson, USA
10	Match 89 01:55 pm 10 Patrick Cantlay, USA 23 Hideki Matsuyama, JPN	Match 33 09:30 am 10 Patrick Cantlay, USA 42 Carlos Ortiz, MEX	Match 9 10:58 am 10 Patrick Cantlay, USA 54 Brian Harman, USA	Match 90 02:06 pm 23 Hideki Matsuyama, JPN 54 Brian Harman, USA	Match 10 11:09 am 23 Hideki Matsuyama, JPN 42 Carlos Ortiz, MEX	Match 9 10:58 am 10 Patrick Cantlay, USA 54 Brian Harman, USA
3	Match 87 01:44 pm 3 Jon Rahm, ESP 24 Ryan Palmer, USA	Match 63 03:00 pm 3 Jon Rahm, ESP 38 Shane Lowry, IRL	Match 7 10:36 am 3 Jon Rahm, ESP 56 Sebastián Muñoz, COL	Match 88 09:31 am 38 Shane Lowry, IRL 56 Sebastián Muñoz, COL	Match 8 10:47 am 24 Ryan Palmer, USA 56 Sebastián Muñoz, COL	Match 7 10:36 am 3 Jon Rahm, ESP 56 Sebastián Muñoz, COL
14	Match 85 01:22 pm 14 Daniel Berger, USA 19 Harris English, USA	Match 61 02:38 pm 14 Daniel Berger, USA 47 Brendon Todd, USA	Match 5 10:14 am 14 Daniel Berger, USA 62 Erik van Rooyen, RSA	Match 86 01:33 pm 47 Brendon Todd, USA 62 Erik van Rooyen, RSA	Match 6 10:25 am 19 Harris English, USA 62 Erik van Rooyen, RSA	Match 5 10:14 am 14 Daniel Berger, USA 62 Erik van Rooyen, RSA
6	Match 83 01:00 pm 6 Xander Schauffele, USA 30 Scottie Scheffler, USA	Match 59 02:16 pm 6 Xander Schauffele, USA 44 Jason Day, AUS	Match 3 09:52 am 6 Xander Schauffele, USA 57 Andy Sullivan, ENG	Match 84 01:11 pm 44 Jason Day, AUS 57 Andy Sullivan, ENG	Match 4 10:03 am 30 Scottie Scheffler, USA 44 Jason Day, AUS	Match 3 09:52 am 6 Xander Schauffele, USA 57 Andy Sullivan, ENG
11	Match 81 12:38 pm 11 Rory McIlroy, NIR 25 Cameron Smith, AUS	Match 57 01:54 pm 11 Rory McIlroy, NIR 46 Lanto Griffin, USA	Match 1 09:30 am 11 Rory McIlroy, NIR 60 Ian Poulter, ENG	Match 82 12:49 pm 46 Lanto Griffin, USA 25 Cameron Smith, AUS	Match 2 09:41 am 25 Cameron Smith, AUS 60 Ian Poulter, ENG	Match 1 09:30 am 11 Rory McIlroy, NIR 60 Ian Poulter, ENG

2020 Dell Technologies Match Play

Austin Country Club; Austin, TX Purse: \$10,500,000 Par: 35-36 – 71 Yards: 7,108 March 25-29

NOTE: Tournament was canceled on Friday, March 13 due to the COVID-19 global pandemic.

2019 Dell Technologies Match Play

Group	3/27/2019 Wednesday Round 1	3/28/2019 Thursday Round 2	3/29/2019 Friday Round 3	3/30/2019 Saturday Round 4	3/30/2019 Saturday Round 5 Quarter Finals	3/31/2019 Sunday Round 6 Semi Finals	3/31/2019 Sunday Round 7 Championship
1	Match 31 02:50 pm 1 Dustin Johnson, USA 55 Chez Reavie, USA 4 and 3	Match 55 01:22 pm 1 Dustin Johnson, USA 40 Branden Grace, RSA 1 Up	Match 79 12:05 pm 1 Dustin Johnson, USA 24 Hideki Matsuyama, JPN 3 and 2	Match 100 08:52 am 40 Branden Grace, RSA 26 Sergio Garcia, ESP 1 Up	Match 106 01:35 pm 23 Matt Kuchar, USA 2 Up	Match 109 09:20 am 23 Matt Kuchar, USA 1 Up	Champion Kevin Kisner, USA 3 and 2 \$1,745,000
16	Match 32 03:01 pm 24 Hideki Matsuyama, JPN 40 Branden Grace, RSA 4 and 3	Match 56 01:33 pm 24 Hideki Matsuyama, JPN 55 Chez Reavie, USA Halved	Match 80 12:16 pm 40 Branden Grace, RSA 55 Chez Reavie, USA 2 and 1	Match 106 01:35 pm 26 Sergio Garcia, ESP 23 Matt Kuchar, USA 4 and 3	Match 109 09:20 am 23 Matt Kuchar, USA 1 Up	Match 112 02:25 pm 23 Matt Kuchar, USA 1 Up	Second Place Matt Kuchar, USA \$1,095,000
8	Match 29 02:28 pm 16 Patrick Reed, USA 51 Andrew Putnam, USA 3 and 2	Match 53 01:00 pm 16 Patrick Reed, USA 46 Shane Lowry, IRL Halved	Match 77 11:43 am 16 Patrick Reed, USA 26 Sergio Garcia, ESP 2 and 1	Match 99 08:41 am 23 Matt Kuchar, USA 23 Matt Kuchar, USA 4 and 3	Match 109 09:20 am 23 Matt Kuchar, USA 1 Up	Match 111 02:05 pm 23 Matt Kuchar, USA 1 Up	Third Place Francesco Molinari, ITA 4 and 2 \$712,000
26	Match 30 02:39 pm 26 Sergio Garcia, ESP 46 Shane Lowry, IRL 4 and 2	Match 54 01:11 pm 26 Sergio Garcia, ESP 51 Andrew Putnam, USA 5 and 4	Match 78 11:54 am 46 Shane Lowry, IRL 51 Andrew Putnam, USA 3 and 2	Match 99 08:41 am 35 Tyrrell Hatton, ENG 35 Tyrrell Hatton, ENG 1 Up	Match 109 09:20 am 23 Matt Kuchar, USA 1 Up	Match 111 02:05 pm 23 Matt Kuchar, USA 1 Up	Fourth Place Lucas Bjerregaard, DEN \$574,000
9	Match 27 02:06 pm 8 Jon Rahm, ESP 54 Si Woo Kim, KOR 7 and 5	Match 51 12:38 pm 8 Jon Rahm, ESP 43 J.B. Holmes, USA 2 and 1	Match 75 11:21 am 8 Jon Rahm, ESP 23 Matt Kuchar, USA Halved	Match 99 08:41 am 35 Tyrrell Hatton, ENG 35 Tyrrell Hatton, ENG 1 Up	Match 109 09:20 am 23 Matt Kuchar, USA 1 Up	Match 111 02:05 pm 23 Matt Kuchar, USA 1 Up	Championship Match
23	Match 28 02:17 pm 23 Matt Kuchar, USA 43 J.B. Holmes, USA 3 and 1	Match 52 12:49 pm 23 Matt Kuchar, USA 54 Si Woo Kim, KOR 6 and 4	Match 76 11:32 am 43 J.B. Holmes, USA 54 Si Woo Kim, KOR 6 and 4	Match 99 08:41 am 35 Tyrrell Hatton, ENG 35 Tyrrell Hatton, ENG 1 Up	Match 109 09:20 am 23 Matt Kuchar, USA 1 Up	Match 111 02:05 pm 23 Matt Kuchar, USA 1 Up	
4	Match 23 01:22 pm 4 Rory McIlroy, NIR 64 Luke List, USA 5 and 4	Match 47 11:54 am 4 Rory McIlroy, NIR 47 Justin Harding, RSA 3 and 2	Match 71 10:37 am 4 Rory McIlroy, NIR 32 Matthew Fitzpatrick, ENG 4 and 2	Match 98 08:30 am 4 Rory McIlroy, NIR 13 Tiger Woods, USA 2 and 1	Match 105 01:10 pm 50 Lucas Bjerregaard, DEN 1 Up	Match 111 02:05 pm 50 Lucas Bjerregaard, DEN 1 Up	
13	Match 24 01:33 pm 32 Matthew Fitzpatrick, ENG 47 Justin Harding, RSA 1 Up	Match 48 12:05 pm 32 Matthew Fitzpatrick, ENG 61 Aaron Wise, USA 2 and 1	Match 72 10:48 am 47 Justin Harding, RSA 64 Luke List, USA 2 Up	Match 98 08:30 am 13 Tiger Woods, USA 13 Tiger Woods, USA 2 and 1	Match 105 01:10 pm 50 Lucas Bjerregaard, DEN 1 Up	Match 111 02:05 pm 50 Lucas Bjerregaard, DEN 1 Up	
5	Match 19 12:38 pm 5 Justin Thomas, USA 50 Lucas Bjerregaard, DEN 3 and 2	Match 43 11:10 am 5 Justin Thomas, USA 33 Matt Wallace, ENG 3 and 1	Match 67 09:53 am 5 Justin Thomas, USA 31 Keegan Bradley, USA Halved	Match 97 08:19 am 37 Henrik Stenson, SWE 37 Henrik Stenson, SWE 3 and 2	Match 105 01:10 pm 50 Lucas Bjerregaard, DEN 1 Up	Match 111 02:05 pm 50 Lucas Bjerregaard, DEN 1 Up	
12	Match 20 12:49 pm 31 Keegan Bradley, USA 33 Matt Wallace, ENG 1 Up	Match 44 11:21 am 31 Keegan Bradley, USA 50 Lucas Bjerregaard, DEN Halved	Match 68 10:04 am 33 Matt Wallace, ENG 50 Lucas Bjerregaard, DEN 1 Up	Match 97 08:19 am 37 Henrik Stenson, SWE 37 Henrik Stenson, SWE 3 and 2	Match 105 01:10 pm 50 Lucas Bjerregaard, DEN 1 Up	Match 111 02:05 pm 50 Lucas Bjerregaard, DEN 1 Up	
10	Match 17 12:16 pm 12 Jason Day, AUS 52 Jim Furyk, USA 2 Up	Match 41 10:48 am 12 Jason Day, AUS 37 Henrik Stenson, SWE 4 and 3	Match 65 09:31 am 12 Jason Day, AUS 20 Phil Mickelson, USA 2 Up	Match 97 08:19 am 37 Henrik Stenson, SWE 37 Henrik Stenson, SWE 3 and 2	Match 105 01:10 pm 50 Lucas Bjerregaard, DEN 1 Up	Match 111 02:05 pm 50 Lucas Bjerregaard, DEN 1 Up	
20	Match 18 12:27 pm 20 Phil Mickelson, USA 37 Henrik Stenson, SWE 2 and 1	Match 42 10:59 am 20 Phil Mickelson, USA 52 Jim Furyk, USA 1 Up	Match 66 09:42 am 37 Henrik Stenson, SWE 52 Jim Furyk, USA 5 and 4	Match 97 08:19 am 37 Henrik Stenson, SWE 37 Henrik Stenson, SWE 3 and 2	Match 105 01:10 pm 50 Lucas Bjerregaard, DEN 1 Up	Match 111 02:05 pm 50 Lucas Bjerregaard, DEN 1 Up	

Group	3/31/2019 Sunday Round 6 Semi Finals	3/30/2019 Saturday Round 5 Quarter Finals	3/30/2019 Saturday Round 4	3/29/2019 Friday Round 3	3/28/2019 Thursday Round 2	3/27/2019 Wednesday Round 1
2	Match 95 03:01 pm 2 Justin Rose, ENG 22 Gary Woodland, USA 1 Up	Match 39 10:26 am 2 Justin Rose, ENG 34 Eddie Pepperell, ENG Halved	Match 15 11:54 am 2 Justin Rose, ENG 53 Emiliano Grillo, ARG 2 and 1	Match 95 03:01 pm 2 Justin Rose, ENG 22 Gary Woodland, USA 1 Up	Match 39 10:26 am 2 Justin Rose, ENG 34 Eddie Pepperell, ENG Halved	Match 15 11:54 am 2 Justin Rose, ENG 53 Emiliano Grillo, ARG 2 and 1
15	Match 96 09:20 am 34 Eddie Pepperell, ENG 53 Emiliano Grillo, ARG 4 and 3	Match 40 10:37 am 22 Gary Woodland, USA 53 Emiliano Grillo, ARG 1 Up	Match 16 12:05 pm 22 Gary Woodland, USA 34 Eddie Pepperell, ENG 2 and 1	Match 96 09:20 am 34 Eddie Pepperell, ENG 53 Emiliano Grillo, ARG 4 and 3	Match 40 10:37 am 22 Gary Woodland, USA 53 Emiliano Grillo, ARG 1 Up	Match 16 12:05 pm 22 Gary Woodland, USA 34 Eddie Pepperell, ENG 2 and 1
7	Match 83 02:39 pm 15 Bubba Watson, USA 28 Jordan Spieth, USA 1 Up	Match 37 10:04 am 15 Bubba Watson, USA 38 Billy Horschel, USA 2 and 1	Match 13 11:32 am 15 Bubba Watson, USA 57 Kevin Na, USA 1 Up	Match 83 02:39 pm 15 Bubba Watson, USA 28 Jordan Spieth, USA 1 Up	Match 37 10:04 am 15 Bubba Watson, USA 38 Billy Horschel, USA 2 and 1	Match 13 11:32 am 15 Bubba Watson, USA 57 Kevin Na, USA 1 Up
10	Match 94 02:50 pm 38 Billy Horschel, USA 57 Kevin Na, USA 3 and 1	Match 38 10:15 am 28 Jordan Spieth, USA 57 Kevin Na, USA 3 and 2	Match 14 11:43 am 28 Jordan Spieth, USA 38 Billy Horschel, USA Halved	Match 94 02:50 pm 38 Billy Horschel, USA 57 Kevin Na, USA 3 and 1	Match 38 10:15 am 28 Jordan Spieth, USA 57 Kevin Na, USA 3 and 2	Match 14 11:43 am 28 Jordan Spieth, USA 38 Billy Horschel, USA Halved
7	Match 91 02:17 pm 7 Francesco Molinari, ITA 21 Webb Simpson, USA 2 and 1	Match 35 09:42 am 7 Francesco Molinari, ITA 45 Thorbjorn Olesen, DEN 4 and 3	Match 11 11:10 am 7 Francesco Molinari, ITA 63 Satoshi Kodaira, JPN 5 and 4	Match 91 02:17 pm 7 Francesco Molinari, ITA 21 Webb Simpson, USA 2 and 1	Match 35 09:42 am 7 Francesco Molinari, ITA 45 Thorbjorn Olesen, DEN 4 and 3	Match 11 11:10 am 7 Francesco Molinari, ITA 63 Satoshi Kodaira, JPN 5 and 4
10	Match 92 02:28 pm 45 Thorbjorn Olesen, DEN 63 Satoshi Kodaira, JPN 3 and 1	Match 36 09:53 am 21 Webb Simpson, USA 63 Satoshi Kodaira, JPN Halved	Match 12 11:21 am 21 Webb Simpson, USA 45 Thorbjorn Olesen, DEN 2 and 1	Match 92 02:28 pm 45 Thorbjorn Olesen, DEN 63 Satoshi Kodaira, JPN 3 and 1	Match 36 09:53 am 21 Webb Simpson, USA 63 Satoshi Kodaira, JPN Halved	Match 12 11:21 am 21 Webb Simpson, USA 45 Thorbjorn Olesen, DEN 2 and 1
10	Match 89 01:55 pm 10 Paul Casey, ENG 25 Cameron Smith, AUS 4 and 3	Match 33 09:20 am 10 Paul Casey, ENG 42 Charles Howell III, USA Halved	Match 9 10:48 am 10 Paul Casey, ENG 58 Abraham Ancer, MEX 5 and 3	Match 89 01:55 pm 10 Paul Casey, ENG 25 Cameron Smith, AUS 4 and 3	Match 33 09:20 am 10 Paul Casey, ENG 42 Charles Howell III, USA Halved	Match 9 10:48 am 10 Paul Casey, ENG 58 Abraham Ancer, MEX 5 and 3
3	Match 90 02:06 pm 42 Charles Howell III, USA 58 Abraham Ancer, MEX 5 and 3	Match 34 09:31 am 25 Cameron Smith, AUS 58 Abraham Ancer, MEX 3 and 2	Match 10 10:59 am 42 Charles Howell III, USA 25 Cameron Smith, AUS 2 and 1	Match 90 02:06 pm 42 Charles Howell III, USA 58 Abraham Ancer, MEX 5 and 3	Match 34 09:31 am 25 Cameron Smith, AUS 58 Abraham Ancer, MEX 3 and 2	Match 10 10:59 am 42 Charles Howell III, USA 25 Cameron Smith, AUS 2 and 1
14	Match 87 01:33 pm 3 Brooks Koepka, USA 27 Alex Noren, SWE 3 and 2	Match 63 02:50 pm 3 Brooks Koepka, USA 36 HaoTong Li, CHN 1 Up	Match 7 10:26 am 3 Brooks Koepka, USA 60 Tom Lewis, ENG Halved	Match 87 01:33 pm 3 Brooks Koepka, USA 27 Alex Noren, SWE 3 and 2	Match 63 02:50 pm 3 Brooks Koepka, USA 36 HaoTong Li, CHN 1 Up	Match 7 10:26 am 3 Brooks Koepka, USA 60 Tom Lewis, ENG Halved
14	Match 88 01:44 pm 36 HaoTong Li, CHN 60 Tom Lewis, ENG 1 Up	Match 64 03:01 pm 27 Alex Noren, SWE 60 Tom Lewis, ENG 4 and 2	Match 8 10:37 am 27 Alex Noren, SWE 60 Tom Lewis, ENG 5 and 4	Match 88 01:44 pm 36 HaoTong Li, CHN 60 Tom Lewis, ENG 1 Up	Match 64 03:01 pm 27 Alex Noren, SWE 60 Tom Lewis, ENG 4 and 2	Match 8 10:37 am 27 Alex Noren, SWE 60 Tom Lewis, ENG 5 and 4
14	Match 85 01:11 pm 14 Tony Finau, USA 30 Ian Poulter, ENG 1 Up	Match 61 02:28 pm 14 Tony Finau, USA 48 Kevin Kisner, USA 2 Up	Match 5 10:04 am 14 Tony Finau, USA 56 Keith Mitchell, USA 2 and 1	Match 85 01:11 pm 14 Tony Finau, USA 30 Ian Poulter, ENG 1 Up	Match 61 02:28 pm 14 Tony Finau, USA 48 Kevin Kisner, USA 2 Up	Match 5 10:04 am 14 Tony Finau, USA 56 Keith Mitchell, USA 2 and 1
6	Match 86 01:22 pm 48 Kevin Kisner, USA 56 Keith Mitchell, USA 2 and 1	Match 62 02:39 pm 30 Ian Poulter, ENG 56 Keith Mitchell, USA 1 Up	Match 6 10:15 am 30 Ian Poulter, ENG 56 Keith Mitchell, USA 2 Up	Match 86 01:22 pm 48 Kevin Kisner, USA 56 Keith Mitchell, USA 2 and 1	Match 62 02:39 pm 30 Ian Poulter, ENG 56 Keith Mitchell, USA 1 Up	Match 6 10:15 am 30 Ian Poulter, ENG 56 Keith Mitchell, USA 2 Up
6	Match 83 12:49 pm 6 Bryson DeChambeau, USA 17 Marc Leishman, AUS 5 and 4	Match 59 02:06 pm 6 Bryson DeChambeau, USA 39 Kiradech Aghibarnrat, THA 2 and 1	Match 3 09:42 am 6 Bryson DeChambeau, USA 59 Russell Knox, SCO 3 and 1	Match 83 12:49 pm 6 Bryson DeChambeau, USA 17 Marc Leishman, AUS 5 and 4	Match 59 02:06 pm 6 Bryson DeChambeau, USA 39 Kiradech Aghibarnrat, THA 2 and 1	Match 3 09:42 am 6 Bryson DeChambeau, USA 59 Russell Knox, SCO 3 and 1
6	Match 84 01:00 pm 39 Kiradech Aghibarnrat, THA 59 Russell Knox, SCO 2 Up	Match 60 02:17 pm 17 Marc Leishman, AUS 59 Russell Knox, SCO 2 Up	Match 4 09:53 am 17 Marc Leishman, AUS 39 Kiradech Aghibarnrat, THA 2 Up	Match 84 01:00 pm 39 Kiradech Aghibarnrat, THA 59 Russell Knox, SCO 2 Up	Match 60 02:17 pm 17 Marc Leishman, AUS 59 Russell Knox, SCO 2 Up	Match 4 09:53 am 17 Marc Leishman, AUS 39 Kiradech Aghibarnrat, THA 2 Up
11	Match 81 12:27 pm 11 Tommy Fleetwood, ENG 19 Louis Oosthuizen, RSA 4 and 3	Match 57 01:44 pm 11 Tommy Fleetwood, ENG 41 Kyle Stanley, USA Halved	Match 1 09:20 am 11 Tommy Fleetwood, ENG 41 Byoung Hun An, KOR 3 and 2	Match 81 12:27 pm 11 Tommy Fleetwood, ENG 19 Louis Oosthuizen, RSA 4 and 3	Match 57 01:44 pm 11 Tommy Fleetwood, ENG 41 Kyle Stanley, USA Halved	Match 1 09:20 am 11 Tommy Fleetwood, ENG 41 Byoung Hun An, KOR 3 and 2
11	Match 82 12:38 pm 41 Kyle Stanley, USA 49 Byoung Hun An, KOR 6 and 5	Match 58 01:55 pm 19 Louis Oosthuizen, RSA 49 Byoung Hun An, KOR 1 Up	Match 2 09:31 am 19 Louis Oosthuizen, RSA 41 Kyle Stanley, USA 3 and 2	Match 82 12:38 pm 41 Kyle Stanley, USA 49 Byoung Hun An, KOR 6 and 5	Match 58 01:55 pm 19 Louis Oosthuizen, RSA 49 Byoung Hun An, KOR 1 Up	Match 2 09:31 am 19 Louis Oosthuizen, RSA 41 Kyle Stanley, USA 3 and 2

2018 Dell Technologies Match Play

Group	Wednesday Round 1	Thursday Round 2	Friday Round 3	Saturday Round 4	Saturday Round 5 Quarter Finals	Sunday Round 6 Semi Finals
1	Match 18 12:48 pm 1 Dustin Johnson, AUS 52 Bernd Wiesberger, AUT 3 and 1	Match 43 11:20 am 1 Dustin Johnson, USA 38 Adam Hadwin, CAN 4 and 3	Match 95 03:00 pm 1 Dustin Johnson, USA 32 Kevin Kisner, USA 4 and 3	Match 104 08:47 am 32 Kevin Kisner, USA 1 Up	Match 108 01:10 pm 32 Kevin Kisner, USA 8 and 5	Match 110 09:15 am 32 Kevin Kisner, USA 19 Holes
16	Match 20 12:50 pm 32 Kevin Kisner, USA 38 Adam Hadwin, CAN Halved	Match 44 11:31 am 32 Kevin Kisner, USA 52 Bernd Wiesberger, AUT 6 and 4	Match 96 03:11 pm 38 Adam Hadwin, CAN 52 Bernd Wiesberger, AUT Halved	Match 106 08:47 am 16 Matt Kuchar, USA 1 Up	Match 109 01:10 pm 32 Kevin Kisner, USA 8 and 5	Match 110 09:15 am 32 Kevin Kisner, USA 19 Holes
8	Match 17 12:26 pm 16 Matt Kuchar, USA 54 Zach Johnson, USA Halved	Match 41 10:38 am 16 Matt Kuchar, USA 47 Yuta Ikeda, JPN 1 Up	Match 93 02:26 pm 16 Matt Kuchar, USA 27 Ross Fisher, ENG 6 and 4	Match 104 08:47 am 16 Matt Kuchar, USA 1 Up	Match 109 01:10 pm 32 Kevin Kisner, USA 8 and 5	Match 110 09:15 am 32 Kevin Kisner, USA 19 Holes
9	Match 15 12:34 pm 8 Jason Day, AUS 56 James Hahn, USA 4 and 2	Match 39 10:36 am 8 Jason Day, AUS 42 Jason Dufur, USA 3 and 1	Match 91 02:16 pm 8 Jason Day, AUS 25 Louis Oosthuizen, RSA 2 Up	Match 103 08:36 am 58 Ian Poulter, ENG 2 and 1	Match 108 01:10 pm 32 Kevin Kisner, USA 8 and 5	Match 110 09:15 am 32 Kevin Kisner, USA 19 Holes
25	Match 16 12:50 pm 25 Louis Oosthuizen, RSA 42 Jason Dufur, USA 1 Up	Match 40 10:47 am 25 Louis Oosthuizen, RSA 56 James Hahn, USA 3 and 1	Match 92 02:27 pm 42 Jason Dufur, USA 56 James Hahn, USA 3 and 2	Match 103 08:36 am 58 Ian Poulter, ENG 2 and 1	Match 108 01:10 pm 32 Kevin Kisner, USA 8 and 5	Match 110 09:15 am 32 Kevin Kisner, USA 19 Holes
9	Match 13 11:42 am 9 Tommy Fleetwood, ENG 58 Ian Poulter, ENG 3 and 2	Match 37 10:14 am 9 Tommy Fleetwood, ENG 30 Kevin Chappell, USA 7 and 6	Match 89 01:54 pm 9 Tommy Fleetwood, ENG 20 Daniel Berger, USA 2 and 1	Match 103 08:36 am 58 Ian Poulter, ENG 2 and 1	Match 108 01:10 pm 32 Kevin Kisner, USA 8 and 5	Match 110 09:15 am 32 Kevin Kisner, USA 19 Holes
26	Match 14 11:53 am 26 Daniel Berger, USA 38 Kevin Chappell, USA 3 and 2	Match 38 10:25 am 26 Daniel Berger, USA 58 Ian Poulter, ENG 2 and 1	Match 90 02:05 pm 38 Kevin Chappell, USA 58 Ian Poulter, ENG Concess	Match 103 08:36 am 58 Ian Poulter, ENG 2 and 1	Match 108 01:10 pm 32 Kevin Kisner, USA 8 and 5	Match 110 09:15 am 32 Kevin Kisner, USA 19 Holes
4	Match 11 11:20 am 4 Jordan Spieth, USA 49 Charl Schwartzel, RSA 2 and 1	Match 35 08:52 am 4 Jordan Spieth, USA 34 Haotong Li, CHN 4 and 2	Match 87 01:32 pm 4 Jordan Spieth, USA 19 Patrick Reed, USA 2 and 1	Match 102 08:25 am 19 Patrick Reed, USA 13 Alex Noren, SWE 5 and 3	Match 107 12:55 pm 13 Alex Noren, SWE 4 and 2	Match 110 09:15 am 32 Kevin Kisner, USA 19 Holes
19	Match 12 11:31 am 19 Patrick Reed, USA 34 Haotong Li, CHN 3 and 2	Match 36 10:50 am 19 Patrick Reed, USA 49 Charl Schwartzel, RSA 1 Up	Match 88 01:43 pm 34 Haotong Li, CHN 49 Charl Schwartzel, RSA 3 and 2	Match 102 08:25 am 19 Patrick Reed, USA 13 Alex Noren, SWE 5 and 3	Match 107 12:55 pm 13 Alex Noren, SWE 4 and 2	Match 110 09:15 am 32 Kevin Kisner, USA 19 Holes
13	Match 9 10:58 am 13 Alex Noren, SWE 61 Kevin Na, USA 4 and 2	Match 33 08:30 am 13 Alex Noren, SWE 39 Thomas Peters, BEL 5 and 4	Match 85 01:10 pm 13 Alex Noren, SWE 29 Tony Finau, USA 1 Up	Match 102 08:25 am 19 Patrick Reed, USA 13 Alex Noren, SWE 5 and 3	Match 107 12:55 pm 13 Alex Noren, SWE 4 and 2	Match 110 09:15 am 32 Kevin Kisner, USA 19 Holes
29	Match 10 11:00 am 29 Tony Finau, USA 39 Thomas Peters, BEL 2 and 1	Match 34 08:41 am 29 Tony Finau, USA 61 Kevin Na, USA 3 and 2	Match 86 01:21 pm 39 Thomas Peters, BEL 61 Kevin Na, USA Halved	Match 102 08:25 am 19 Patrick Reed, USA 13 Alex Noren, SWE 5 and 3	Match 107 12:55 pm 13 Alex Noren, SWE 4 and 2	Match 110 09:15 am 32 Kevin Kisner, USA 19 Holes
5	Match 7 10:36 am 5 Hideki Matsuyama, JPN 53 Yuuki Miyazato, JPN 2 and 1	Match 32 08:30 am 5 Hideki Matsuyama, JPN 46 Cameron Smith, AUS 1 Up	Match 83 12:48 pm 5 Hideki Matsuyama, JPN 30 Patrick Cantlay, USA 4 and 3	Match 101 08:14 am 46 Cameron Smith, AUS 2 and 1	Match 107 12:55 pm 13 Alex Noren, SWE 4 and 2	Match 110 09:15 am 32 Kevin Kisner, USA 19 Holes
30	Match 8 10:47 am 30 Patrick Cantlay, USA 46 Cameron Smith, AUS 2 Up	Match 33 08:30 am 30 Patrick Cantlay, USA 53 Yuuki Miyazato, JPN 1 Up	Match 84 12:50 pm 46 Cameron Smith, AUS 53 Yuuki Miyazato, JPN Halved	Match 101 08:14 am 46 Cameron Smith, AUS 2 and 1	Match 107 12:55 pm 13 Alex Noren, SWE 4 and 2	Match 110 09:15 am 32 Kevin Kisner, USA 19 Holes
12	Match 5 10:14 am 12 Tyrrell Hatton, ENG 55 Alexander Levy, FRA 3 and 2	Match 31 02:38 pm 12 Tyrrell Hatton, ENG 36 Brandon Stone, USA 3 and 2	Match 81 12:26 pm 12 Tyrrell Hatton, ENG 22 Chaney Hoffman, USA 3 and 2	Match 101 08:14 am 46 Cameron Smith, AUS 2 and 1	Match 107 12:55 pm 13 Alex Noren, SWE 4 and 2	Match 110 09:15 am 32 Kevin Kisner, USA 19 Holes
22	Match 6 10:25 am 22 Chaney Hoffman, USA 36 Brandon Stone, USA 1 Up	Match 32 02:49 pm 22 Chaney Hoffman, USA 55 Alexander Levy, FRA 1 Up	Match 82 12:37 pm 36 Brandon Stone, USA 55 Alexander Levy, FRA 3 and 1	Match 101 08:14 am 46 Cameron Smith, AUS 2 and 1	Match 107 12:55 pm 13 Alex Noren, SWE 4 and 2	Match 110 09:15 am 32 Kevin Kisner, USA 19 Holes

Group	Sunday Round 7 Championship	Sunday Round 6 Semi Finals	Saturday Round 5 Quarter Finals	Saturday Round 4	Friday Round 3	Thursday Round 2	Wednesday Round 1
Champion	Bubba Watson, USA 7 and 6 \$1,700,000	2 Justin Thomas, USA 6 and 5	2 Justin Thomas, USA 6 and 5	Match 100 08:03 am 50 Si Woo Kim, KOR	Match 79 12:54 pm 2 Justin Thomas, USA 21 Francesco Molinari, ITA 7 and 5	Match 59 02:16 pm 2 Justin Thomas, USA 48 Patton Kizzire, USA 3 and 1	Match 3 06:52 am 2 Justin Thomas, USA 60 Luke List, USA 2 Up
Second Place	Kevin Kisner, USA \$1,072,000	2 Justin Thomas, USA 2 and 1	Match 106 12:40 pm 45 Kyle Stanley, USA	Match 100 08:03 am 50 Si Woo Kim, KOR	Match 80 12:15 pm 48 Patton Kizzire, USA 50 Luke List, USA 4 and 2	Match 60 02:27 pm 21 Francesco Molinari, ITA 60 Luke List, USA 3 and 1	Match 4 10:59 am 21 Francesco Molinari, ITA 48 Patton Kizzire, USA 3 and 1
Third Place	Alex Noren, SWE 5 and 3 \$695,000	2 Justin Thomas, USA 2 and 1	Match 106 12:40 pm 45 Kyle Stanley, USA	Match 99 07:52 am 45 Kyle Stanley, USA	Match 77 11:42 am 15 Pat Peirc, USA 24 Gary Woodland, USA 1 Up	Match 57 01:54 pm 15 Pat Peirc, USA 37 Webb Simpson, USA 2 Up	Match 1 06:30 am 15 Pat Peirc, USA 50 Si Woo Kim, KOR Halved
Fourth Place	Justin Thomas, USA \$559,000	2 Justin Thomas, USA 2 and 1	Match 106 12:40 pm 45 Kyle Stanley, USA	Match 99 07:52 am 45 Kyle Stanley, USA	Match 78 11:53 am 37 Webb Simpson, USA 50 Si Woo Kim, KOR 2 Up	Match 58 02:05 pm 24 Gary Woodland, USA 50 Si Woo Kim, KOR 5 and 3	Match 2 09:41 am 24 Gary Woodland, USA 37 Webb Simpson, USA Halved
Championship Match	Bubba Watson, USA 3 and 2	Match 109 09:00 am 35 Bubba Watson, USA	Match 106 12:25 pm 35 Bubba Watson, USA	Match 98 07:41 am 59 Charles Howell II, USA	Match 75 11:20 am 7 Sergio Garcia, ESP 20 Xander Schauffele, USA 3 and 1	Match 55 01:32 pm 7 Sergio Garcia, ESP 41 Dylan Frittoli, RSA 2 Up	Match 31 03:00 pm 7 Sergio Garcia, ESP 62 Shubhankar Sharma, IND 1 Up
Match for Third Place	2 Justin Thomas, USA	Match 109 09:00 am 35 Bubba Watson, USA	Match 106 12:25 pm 35 Bubba Watson, USA	Match 97 07:30 am 35 Bubba Watson, USA	Match 76 11:31 am 41 Dylan Frittoli, RSA 62 Shubhankar Sharma, IND 1 Up	Match 56 02:05 pm 20 Xander Schauffele, USA 41 Dylan Frittoli, RSA 3 and 1	Match 32 03:11 pm 20 Xander Schauffele, USA 41 Dylan Frittoli, RSA 1 Up
		Match 109 09:00 am 35 Bubba Watson, USA	Match 106 12:25 pm 35 Bubba Watson, USA	Match 97 07:30 am 35 Bubba Watson, USA	Match 75 11:20 am 10 Paul Casey, ENG 31 Matthew Fitzpatrick, ENG 3 and 2	Match 53 01:10 pm 10 Paul Casey, ENG 45 Kyle Stanley, USA 4 and 2	Match 29 02:58 pm 10 Paul Casey, ENG 51 Russell Henley, USA 1 Up
		Match 109 09:00 am 35 Bubba Watson, USA	Match 106 12:25 pm 35 Bubba Watson, USA	Match 97 07:30 am 35 Bubba Watson, USA	Match 74 11:09 am 45 Kyle Stanley, USA 51 Russell Henley, USA 1 Up	Match 54 01:21 pm 31 Matthew Fitzpatrick, ENG 51 Russell Henley, USA 2 and 1	Match 30 02:49 pm 31 Matthew Fitzpatrick, ENG 45 Kyle Stanley, USA 1 Up
		Match 109 09:00 am 35 Bubba Watson, USA	Match 106 12:25 pm 35 Bubba Watson, USA	Match 97 07:30 am 35 Bubba Watson, USA	Match 71 10:36 am 3 Jon Rahm, ESP 28 Kiradech Aphibarnrat, THA 4 and 3	Match 51 12:48 pm 3 Jon Rahm, ESP 40 Chey Reavis, USA 1 Up	Match 27 02:16 pm 3 Jon Rahm, ESP 43 Keegan Bradley, USA Halved
		Match 109 09:00 am 35 Bubba Watson, USA	Match 106 12:25 pm 35 Bubba Watson, USA	Match 97 07:30 am 35 Bubba Watson, USA	Match 72 10:47 am 43 Chey Reavis, USA 63 Keegan Bradley, USA Halved	Match 52 12:59 pm 28 Kiradech Aphibarnrat, THA 63 Keegan Bradley, USA 1 Up	Match 28 02:27 pm 28 Kiradech Aphibarnrat, THA 43 Chey Reavis, USA 3 and 2
		Match 109 09:00 am 35 Bubba Watson, USA	Match 106 12:25 pm 35 Bubba Watson, USA	Match 97 07:30 am 35 Bubba Watson, USA	Match 69 10:14 am 14 Phil Mickelson, USA 17 Rata Cabrera Bello, ESP 1 Up	Match 49 12:26 pm 14 Phil Mickelson, USA 40 Satoshi Kodaira, JPN 1 Up	Match 25 01:54 pm 14 Phil Mickelson, USA 59 Charles Howell II, USA 3 and 2
		Match 109 09:00 am 35 Bubba Watson, USA	Match 106 12:25 pm 35 Bubba Watson, USA	Match 97 07:30 am 35 Bubba Watson, USA	Match 70 10:25 am 40 Satoshi Kodaira, JPN 59 Charles Howell II, USA 2 and 1	Match 50 12:37 pm 17 Rata Cabrera Bello, ESP 59 Charles Howell II, USA 3 and 1	Match 26 02:05 pm 17 Rata Cabrera Bello, ESP 40 Satoshi Kodaira, JPN 2 and 1
		Match 109 09:00 am 35 Bubba Watson, USA	Match 106 12:25 pm 35 Bubba Watson, USA	Match 97 07:30 am 35 Bubba Watson, USA	Match 67 09:52 am 6 Rory McIlroy, NIR 18 Brian Harman, USA 5 and 3	Match 47 12:04 pm 6 Rory McIlroy, NIR 44 Jonathon Veges, VEN 2 and 1	Match 23 01:32 pm 6 Rory McIlroy, NIR 57 Peter Uihlein, USA 2 and 1
		Match 109 09:00 am 35 Bubba Watson, USA	Match 106 12:25 pm 35 Bubba Watson, USA	Match 97 07:30 am 35 Bubba Watson, USA	Match 68 10:03 am 44 Jonathon Veges, VEN 67 Peter Uihlein, USA 4 and 3	Match 48 12:15 pm 18 Brian Harman, USA 67 Peter Uihlein, USA 3 and 2	Match 24 01:43 pm 18 Brian Harman, USA 44 Jonathon Veges, VEN Halved
		Match 109 09:00 am 35 Bubba Watson, USA	Match 106 12:25 pm 35 Bubba Watson, USA	Match 97 07:30 am 35 Bubba Watson, USA	Match 65 09:30 am 11 Matt Leitchman, AUS 25 Brandon Grace, RSA Halved	Match 45 11:42 am 11 Matt Leitchman, AUS 35 Bubba Watson, USA 3 and 2	Match 21 01:10 pm 11 Matt Leitchman, AUS 54 Julian Suri, USA 3 and 2
		Match 109 09:00 am 35 Bubba Watson, USA	Match 106 12:25 pm 35 Bubba Watson, USA	Match 97 07:30 am 35 Bubba Watson, USA	Match 66 10:41 am 35 Bubba Watson, USA 64 Julian Suri, USA Halved	Match 46 11:53 am 25 Brandon Grace, RSA 64 Julian Suri, USA 2 and 1	Match 22 01:21 pm 25 Brandon Grace, RSA 35 Bubba Watson, USA 5 and 3

2017 Dell Technologies Match Play



Dustin Johnson
CHAMPION

THIRD PLACE MATCH

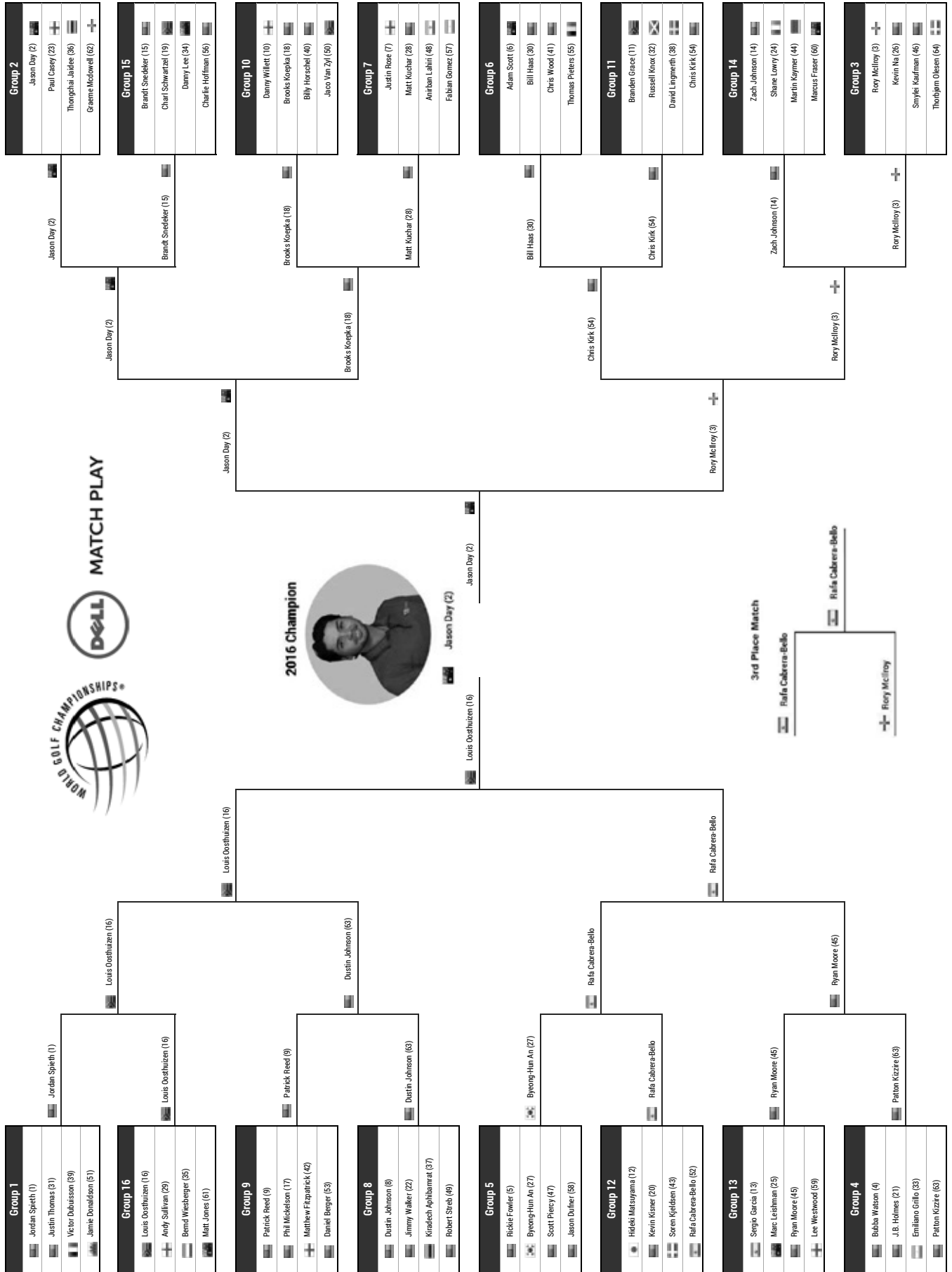
Hideto Tanihara vs Bill Haas

THIRD PLACE

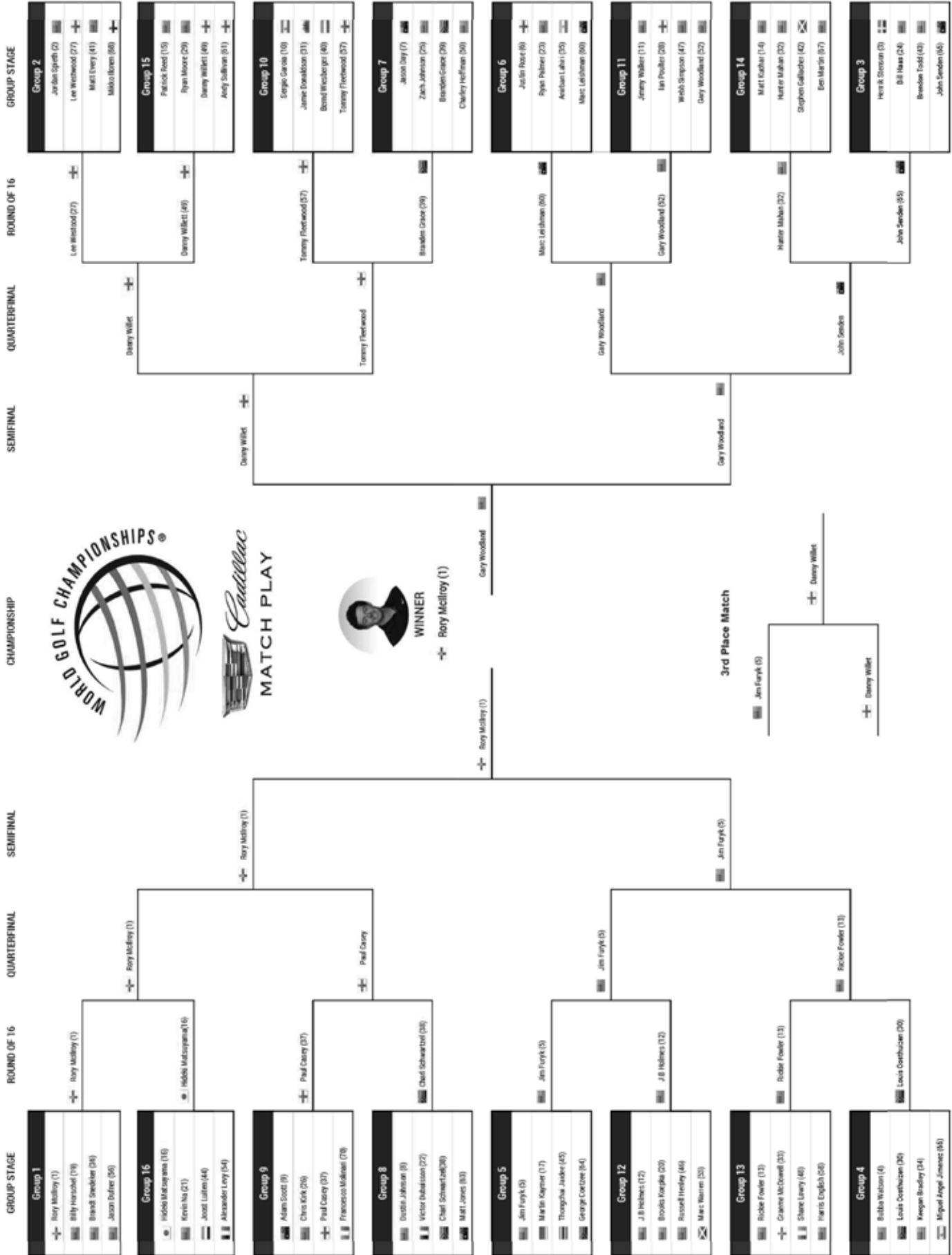
Bill Haas

2016 Dell Match Play


GROUP STAGE ROUND OF 16 QUARTERFINAL SEMIFINAL CHAMPIONSHIP SEMIFINAL QUARTERFINAL ROUND OF 16 GROUP STAGE




2015 Cadillac Match Play




2014 Accenture Match Play Championship




2013 Accenture Match Play Championship




2012 Accenture Match Play Championship




2011 Accenture Match Play Championship




2010 Accenture Match Play Championship




2009 Accenture Match Play Championship




2008 Accenture Match Play Championship




2007 Accenture Match Play Championship




2006 Accenture Match Play Championship




2005 Accenture Match Play Championship




2004 Accenture Match Play Championship



2003 Accenture Match Play Championship




2002 Accenture Match Play Championship




2001 Accenture Match Play Championship



2000 Accenture Match Play Championship



1999 Accenture Match Play Championship



2021 Workday Championship Media Facts

EVENT: World Golf Championships-Workday Championship at The Concession (WGC-Workday Championship on second reference)

Each year, the tournament attracts the top golfers around the world including the best players in the Official World Golf Ranking, leading money winners from respective sanctioning tours, and the top 30 finishers in the previous year's FedExCup Points List.

The tournament, as one of four World Golf Championships events, offers one of the most premier, international fields in the game of golf. In addition the highest-ranked athletes in the sport, exemptions are given to players from a range of countries, offering the chance for those players to test their game against the best of the best. The WGC-Workday Championship is one of four World Golf Championships sanctioned and organized by the operational committee of the International Federation of PGA Tours, which includes the Asian Tour, European Tour, Japan Golf Tour, PGA TOUR, PGA Tour of Australasia and Sunshine Tour. In addition to the WGC-Workday Championship, the other World Golf Championships include the Dell Technologies Match Play (Texas, USA), the FedEx St. Jude Invitational (Tennessee, USA) and the HSBC Champions (China).



DATE: February 25-28, 2021

2020 CHAMPION: Patrick Reed, 266, 18-under, eight PGA TOUR victory and second World Golf Championships victory

SITE: The Concession Golf Club, Bradenton, Florida, USA

Named "Best New Private Course" by Golf Digest during its opening year in 2006, The Concession was designed in honor of the 1964 Ryder Cup, where Jack Nicklaus conceded a putt to Tony Jacklin. That gesture, known as "the concession," rendered the two teams in a tie - the first in Ryder Cup history - and became known as one of the greatest acts of sportsmanship ever. Nicklaus and Jacklin teamed to design The Concession, home to some of the best golf in Florida.

ARCHITECT: Jack Nicklaus in association with Tony Jacklin/2006

PAR/YARDAGE: Par: 36-36=72/7,564

FORMAT: Four-day, 72-hole stroke-play competition; no cut

PURSE: \$10.5 million (US); \$1.82 million to the winner
Prize money will be considered official on each player's home Tour

ELIGIBILITY: Minimum 72-player field

- The top 50 players, including any players tied for 50th place, from the Official World Golf Ranking as of February 15, 2021
- The top 50 players, including any players tied for 50th place, from the Official World Golf Ranking as of February 22, 2021
- The top 30 players from the final 2019 -2020 FedExCup Points List
- The top 10 players from the FedExCup Points List as of February 22, 2021
- The top 20 players from the final 2020 Race to Dubai Ranking.
- The top 10 players from the Race to Dubai Ranking as of February 15, 2021
- The top 2 players from the final 2020 Japan Golf Tour Order of Merit, not otherwise exempt
- The top 2 players from the final 2020 Australasian Tour Order of Merit, not otherwise exempt
- The top 2 players from the final 2019/2020 Sunshine Tour Order of Merit, not otherwise exempt
- The top 2 players from the final 2020 Asian Tour Order of Merit, not otherwise exempt
- The highest ranked available player from Mexico from the Official World Golf Ranking as of February 15, 2021. If the highest ranked available player from Mexico from the Official World Golf Ranking is otherwise eligible, the next highest ranked available player from Mexico within the top 300 on the Official World Golf Ranking as of February 15, 2021.
- If there are less than 72 players entered through the categories list above, then the next highest ranked available players from the Official World Golf Ranking as of Monday, February 22, 2021 will become eligible as required to fill the field to 72 players.

TV LISTINGS: The WGC-Workday Championship is broadcast to 216 countries and territories in 28 languages.

2021 Mexico Championship Media Facts

TROPHY: Gene Sarazen Cup

WEBSITES: www.worldgolfchampionships.com

UMBRELLA SPONSORS: Workday, Dell, FedEx, HSBC

SOCIAL MEDIA: Facebook: www.facebook.com/WGCMexicoChampionship
Twitter: @WGCMexico
Instagram: @WGCMexico

CHAMPIONSHIP OFFICE: Tournament Executive Director: Meghan Costello
Tournament Operations Manager: Chad Kane
Tournament Services Manager: Taylor Netchert

MEDIA CONTACTS: Michael Baliker, Communications Senior Manager, PGA TOUR
904-273-7664, michaelbaliker@pgatourhq.com

2021 Workday Championship

The Concession Golf Club, Bradenton, Florida Purse: \$10,500,000 Par/Yards: 36-36-72/7564 Feb. 25-28

LEADERS	First Round	Second Round	Third Round
	Webb Simpson..... 66 (-6)	Brooks Koepka..... 133 (-11)	Collin Morikawa 201 (-15)
	Matthew Fitzpatrick..... 66 (-6)	Cameron Smith..... 134 (-10)	Brooks Koepka..... 203 (-13)
	Brooks Koepka..... 67 (-5)	Billy Horschel..... 134 (-10)	Billy Horschel..... 203 (-13)
	Sergio Garcia..... 67 (-5)	Collin Morikawa 134 (-10)	Webb Simpson..... 204 (-12)
	Billy Horschel..... 67 (-5)	Tony Finau..... 135 (-9)	Rory McIlroy..... 205 (-11)
	Kevin Kisner..... 67 (-5)	Webb Simpson..... 135 (-9)	Patrick Reed..... 205 (-11)
	Collin Morikawa 70 (-2)	Matthew Fitzpatrick..... 135 (-9)	



CUT: There was no cut. 71 of the 72 professionals in the field completed 72 holes.

WEATHER: Thursday: Sunny, with a high of 78. Wind NW at 8-16 mph. **Friday:** Mostly sunny, with a high of 83. Wind SW at 6-12 mph. **Saturday:** Mostly sunny, with a high of 87. Wind S at 10-20 mph. **Sunday:** Mostly sunny, with a high of 88. Wind SSW at 10-20 mph.

Winner: Collin Morikawa 70-64-67-69 270 (-18) 550pts. \$1,820,000

COLLIN MORIKAWA	1	70-64-67-69	270	550.00	1,820,000.00						
Viktor Hovland	T2	71-69-66-67	273	218.33	783,333.34	Trevor Simsbly.....	T37	74-70-70-72	286	0.00	59,000.00
Brooks Koepka	T2	67-66-70-70	273	218.33	783,333.33	Erik van Rooyen.....	T37	71-75-72-68	286	20.97	59,000.00
Billy Horschel	T2	67-67-69-70	273	218.33	783,333.33	Xander Schauffele.....	T39	71-72-73-71	287	18.70	55,000.00
Scottie Scheffler	5	69-70-67-68	274	115.00	430,000.00	Marc Leishman.....	T39	72-70-74-71	287	18.70	55,000.00
Rory McIlroy	T6	69-70-66-71	276	96.33	320,666.67	Kevin Kisner.....	T41	67-69-80-72	288	16.43	52,500.00
Webb Simpson	T6	66-69-69-72	276	96.33	320,666.66	Jason Scrivener.....	T41	75-68-70-75	288	0.00	52,500.00
Louis Oosthuizen.....	T6	69-68-70-69	276	96.33	320,666.67	Gary Woodland.....	43	71-69-71-78	289	14.73	51,000.00
Jason Kokrak.....	T9	70-69-69-69	277	80.50	237,500.00	Tommy Fleetwood.....	T44	75-72-68-75	290	12.33	48,500.00
Patrick Reed	T9	68-68-69-72	277	80.50	237,500.00	Matt Kuchar.....	T44	73-72-69-76	290	12.33	48,500.00
Kevin Na	T11	73-69-69-67	278	69.00	189,666.67	Brandon Stone.....	T44	71-74-74-71	290	0.00	48,500.00
Cameron Smith	T11	68-66-77-67	278	69.00	189,666.67	Mackenzie Hughes.....	T44	73-73-69-75	290	12.33	48,500.00
Matt Fitzpatrick	T11	66-69-71-72	278	69.00	189,666.66	David Lipsky	T48	70-76-74-71	291	0.00	44,500.00
Tony Finau.....	14	68-67-72-72	279	62.00	165,000.00	Yuki Inamori	T48	73-68-72-78	291	0.00	44,500.00
Hideki Matsuyama	T15	72-66-68-74	280	57.00	147,333.33	Cameron Champ	T48	72-70-72-77	291	9.92	44,500.00
Justin Thomas	T15	73-66-70-71	280	57.00	147,333.33	Shane Lowry.....	T48	72-70-76-73	291	9.92	44,500.00
Carlos Ortiz	T15	73-72-69-66	280	57.00	147,333.34	Wade Ormsby.....	T52	68-74-78-72	292	0.00	41,500.00
Brendon Todd.....	T18	74-71-67-69	281	51.18	125,500.00	Victor Perez.....	T52	69-75-75-73	292	0.00	41,500.00
Jason Day.....	T18	71-69-69-72	281	51.18	125,500.00	Ryan Palmer.....	T54	71-72-78-72	293	6.64	38,300.00
Abraham Ancer.....	T18	71-66-70-74	281	51.18	125,500.00	Justin Rose	T54	73-71-76-73	293	6.64	38,300.00
Aaron Rai.....	T18	72-70-69-70	281	0.00	125,500.00	Bubba Watson.....	T54	77-72-70-74	293	6.64	38,300.00
Will Zalatoris.....	T22	72-69-68-73	282	0.00	100,833.33	Adam Scott.....	T54	72-72-72-77	293	6.64	38,300.00
Bryson DeChambeau.....	T22	77-64-72-69	282	41.37	100,833.34	Dustin Johnson.....	T54	77-69-69-78	293	6.64	38,300.00
Sebastián Muñoz.....	T22	69-72-70-71	282	41.37	100,833.33	Rafa Cabrera Bello.....	T59	74-73-73-75	295	5.78	36,250.00
Max Homa.....	T22	73-70-67-72	282	41.37	100,833.33	Bernd Wiesberger.....	T59	76-75-72-72	295	0.00	36,250.00
Lanto Griffin.....	T22	70-72-71-69	282	41.37	100,833.33	Lee Westwood.....	T61	74-69-77-76	296	5.21	35,000.00
Tyrrell Hatton.....	T22	70-73-70-69	282	41.37	100,833.34	Brad Kennedy	T61	81-73-69-73	296	0.00	35,000.00
Thomas Detry.....	T28	70-73-70-70	283	0.00	82,500.00	Robert MacIntyre.....	T61	74-72-78-72	296	0.00	35,000.00
Min Woo Lee.....	T28	74-71-66-72	283	0.00	82,500.00	Sami Valimaki.....	T64	72-76-72-77	297	0.00	33,875.00
Sungjae Im.....	T28	68-74-69-72	283	32.58	82,500.00	Laurie Canter.....	T64	72-75-76-74	297	0.00	33,875.00
Joaquin Niemann.....	T28	69-72-73-69	283	32.58	82,500.00	Harris English.....	66	78-69-71-80	298	4.31	33,500.00
Christiaan Bezuidenhout	T32	71-72-71-70	284	0.00	72,000.00	Rasmus Hojgaard.....	67	74-73-71-82	300	0.00	33,250.00
Jon Rahm.....	T32	68-76-72-68	284	26.63	72,000.00	Andy Sullivan.....	T68	78-77-73-73	301	0.00	32,875.00
Sergio Garcia.....	T32	67-74-67-76	284	26.63	72,000.00	JC Ritchie.....	T68	78-73-72-78	301	0.00	32,875.00
Chan Kim.....	T35	71-71-72-71	285	0.00	64,500.00	Lucas Herbert.....	70	77-77-74-74	302	0.00	32,500.00
Daniel Berger.....	T35	73-71-69-72	285	23.23	64,500.00	Daniel van Tonder.....	71	76-73-75-79	303	0.00	32,250.00
						Matthew Wolff.....	W/D			83.83	0.00

2020 Mexico Championship

Club de Golf Chapultepec, Mexico City, Mexico Purse: \$10,500,000 Par/Yards: 35-36-71/7,355 Feb. 20-23

LEADERS	First Round	Second Round	Third Round
	Rory McIlroy.....65 (-6)	Frederick van Rooyen.....132 (-10)	Justin Thomas.....198 (-15)
	Bubba Watson.....67 (-4)	Patrick Reed.....132 (-10)	Patrick Reed.....199 (-14)
	Justin Thomas.....67 (-4)	Justin Thomas.....133 (-9)	Frederick van Rooyen.....199 (-14)
	Corey Connors.....68 (-3)	Hideki Matsuyama.....133 (-9)	Jon Rahm.....202 (-11)
	Louis Oosthuizen.....68 (-3)		Rory McIlroy.....202 (-11)
	Billy Horschel.....68 (-3)		Bryson DeChambeau.....202 (-11)
	Bryson DeChambeau.....68 (-3)		
	Patrick Reed.....69 (-2)		



CUT: No cut. All 72 professionals completed 72 holes.

WEATHER: Thursday: Sunny. High of 81. Wind NE 8-16 mph, with gusts to 22 mph. Friday: Mostly sunny. High of 74. Wind NNE 8-16 mph. Saturday: Sunny. High of 78. Wind ENE 5-10 mph. Sunday: Sunny. High of 82. Wind E 5-10 mph.


Winner: Patrick Reed 69-63-67-67 266 (-18) 550pts. \$1,820,000

PATRICK REED	1	69-63-67-67 266	550.00	1,820,000.00	Matthew Fitzpatrick.....	T37	72-70-70-70 282	19.27	56,200.00
Bryson DeChambeau.....	2	68-63-71-65 267	315.00	1,150,000.00	Brendon Todd.....	T37	72-71-71-68 282	19.27	56,200.00
Frederick van Rooyen.....	T3	70-62-67-70 269	0.00	600,000.00	Bernd Wiesberger.....	T37	70-76-68-68 282	0.00	56,200.00
Jon Rahm.....	T3	72-69-61-67 269	170.00	600,000.00	Shaun Norris.....	T37	75-68-70-69 282	0.00	56,200.00
Rory McIlroy.....	5	65-69-68-68 270	115.00	430,000.00	Sergio Garcia.....	T37	74-72-70-66 282	19.27	56,200.00
Tyrrell Hatton.....	T6	69-68-66-68 271	96.33	320,666.67	Marc Leishman.....	T42	74-70-68-71 283	13.32	49,500.00
Hideki Matsuyama.....	T6	69-64-71-67 271	96.33	320,666.67	Branden Grace.....	T42	71-71-71-70 283	13.32	49,500.00
Justin Thomas.....	T6	67-66-65-73 271	96.33	320,666.66	Collin Morikawa.....	T42	72-70-72-69 283	13.32	49,500.00
Billy Horschel.....	T9	68-71-68-65 272	80.50	237,500.00	Robert MacIntyre.....	T42	76-68-70-69 283	0.00	49,500.00
Kevin Na.....	T9	71-68-65-68 272	80.50	237,500.00	Danny Willett.....	T42	73-68-70-72 283	13.32	49,500.00
Paul Casey.....	11	69-68-66-70 273	73.00	205,000.00	Matthias Schwab.....	T42	71-68-74-70 283	0.00	49,500.00
Gary Woodland.....	T12	70-69-65-71 275	67.00	182,000.00	Zach Murray.....	T48	71-69-69-75 284	0.00	45,500.00
Abraham Ancer.....	T12	70-70-67-68 275	67.00	182,000.00	Dustin Johnson.....	T48	76-71-67-70 284	10.48	45,500.00
Xander Schauffele.....	T14	72-72-66-66 276	60.50	160,000.00	Corey Connors.....	50	68-70-72-75 285	9.63	44,000.00
Sebastián Muñoz.....	T14	71-66-72-67 276	60.50	160,000.00	Jason Kokrak.....	T51	73-70-73-70 286	8.78	42,500.00
Carlos Ortiz.....	T16	75-68-66-68 277	56.00	143,500.00	Louis Oosthuizen.....	T51	68-71-76-71 286	8.78	42,500.00
Rafa Cabrera Bello.....	T16	71-71-67-68 277	56.00	143,500.00	Charles Howell III.....	T53	75-74-68-70 287	7.00	39,100.00
Bubba Watson.....	T18	67-72-71-68 278	51.18	125,500.00	Francesco Molinari.....	T53	72-74-71-70 287	7.00	39,100.00
Kevin Kisner.....	T18	73-69-67-69 278	51.18	125,500.00	Jazz Janewattananond..	T53	73-73-73-68 287	0.00	39,100.00
Benjamin Hebert.....	T18	73-70-65-70 278	0.00	125,500.00	Victor Perez.....	T53	81-70-66-70 287	0.00	39,100.00
Tommy Fleetwood.....	T18	70-69-70-69 278	51.18	125,500.00	Kurt Kitayama.....	T53	76-70-72-69 287	0.00	39,100.00
Brandt Snedeker.....	T22	76-69-70-64 279	43.21	105,500.00	Matt Wallace.....	T58	74-77-71-66 288	5.89	36,500.00
Matt Kuchar.....	T22	75-67-67-70 279	43.21	105,500.00	Lucas Herbert.....	T58	75-70-74-69 288	0.00	36,500.00
Lee Westwood.....	T22	69-70-70-70 279	0.00	105,500.00	Jordan Spieth.....	T58	74-73-70-71 288	5.89	36,500.00
Cameron Smith.....	T22	73-73-69-64 279	43.21	105,500.00	Shugo Imahira.....	T61	74-70-70-75 289	0.00	35,000.00
Zander Lombard.....	T26	73-68-69-70 280	0.00	90,000.00	Lucas Glover.....	T61	71-73-76-69 289	5.21	35,000.00
Scottie Scheffler.....	T26	73-70-67-70 280	36.83	90,000.00	Webb Simpson.....	T61	72-73-74-70 289	5.21	35,000.00
Adam Scott.....	T26	74-68-68-70 280	36.83	90,000.00	Pablo Larrazabal.....	64	71-74-70-75 290	0.00	34,000.00
Chez Reavie.....	T29	71-73-67-70 281	27.70	73,500.00	Scott Hend.....	65	72-75-75-70 292	0.00	33,750.00
Justin Harding.....	T29	71-71-67-72 281	0.00	73,500.00	Michael Lorenzo-Vera.....	66	76-73-72-73 294	0.00	33,500.00
Ryan Fox.....	T29	72-68-73-68 281	0.00	73,500.00	Jorge Campillo.....	67	77-74-69-75 295	0.00	33,250.00
Christiaan Bezuidenhout	T29	72-72-70-67 281	0.00	73,500.00	Ryo Ishikawa.....	68	80-72-73-71 296	0.00	33,000.00
Sungjae Im.....	T29	69-72-70-70 281	27.70	73,500.00	Graeme McDowell.....	T69	76-74-75-72 297	3.51	32,625.00
Lanto Griffin.....	T29	72-69-70-70 281	27.70	73,500.00	Marcus Kinhult.....	T69	75-74-75-73 297	0.00	32,625.00
Byeong Hun An.....	T29	75-69-72-65 281	27.70	73,500.00	Sung Kang.....	71	76-76-72-75 299	3.29	32,250.00
Shane Lowry.....	T29	72-69-71-69 281	27.70	73,500.00	Tae Hee Lee.....	72	80-73-74-76 303	0.00	32,000.00

2019 Mexico Championship

Club de Golf Chapultepec, Mexico City, Mexico Purse: \$10,250,000 Par/Yards: 35-36-71/7,330 Feb. 20-24

LEADERS	First Round	Second Round	Third Round
	Rory McIlroy.....63 (-8)	Dustin Johnson.....131 (-11)	Dustin Johnson.....197 (-16)
	Dustin Johnson.....64 (-7)	Matt Kuchar.....133 (-9)	Rory McIlroy.....201 (-12)
	Matt Kuchar.....66 (-5)	Rory McIlroy.....133 (-9)	Patrick Cantlay.....204 (-9)
	Justin Thomas.....66 (-5)	Tommy Fleetwood.....135 (-7)	Sergio Garcia.....204 (-9)
	George Coetzee.....67 (-4)	Sergio Garcia.....135 (-7)	Patrick Reed.....204 (-9)
	Tyrrell Hatton.....67 (-4)	Ian Poulter.....136 (-6)	Cameron Smith.....204 (-9)
		Cameron Smith.....136 (-6)	Kiradech Aphibarnrat.....205 (-8)
			Ian Poulter.....205 (-8)



CUT: No cut. 71 of 72 professionals completed 72 holes.

WEATHER: Thursday: Sunny. High of 79. Wind SSW 8-12 mph, with gusts to 16 mph. Friday: Partly cloudy. High of 79. Wind SE at 5-10 mph. Saturday: Partly cloudy. High of 79. Wind SE at 5-10 mph. Sunday: Sunny in the morning. Cloudy in the afternoon. High of 76. Wind NE at 6-12 mph.

Winner: Dustin Johnson 64-67-66-66 263 (-21) 550pts. \$1,745,000

DUSTIN JOHNSON.....1 64-67-66-66 263 550.00 \$1,745,000.00					
Rory McIlroy.....2	63-70-68-67 268	315.00	1,095,000.00	Kevin Na.....T36	72-75-66-70 283 21.53 \$75,000.00
Kiradech Aphibarnrat.....T3	68-69-68-68 273	151.66	472,000.00	Erik van Rooyen.....T36	72-68-74-69 283 75,000.00
Paul Casey.....T3	71-72-65-65 273	151.66	472,000.00	Abraham Ancer.....T39	71-72-71-70 284 16.43 70,500.00
Ian Poulter.....T3	68-68-69-68 273	151.66	472,000.00	Alexander Björk.....T39	75-70-72-67 284 70,500.00
Patrick Cantlay.....T6	72-67-65-70 274	96.33	261,666.67	Shugo Imahira.....T39	73-67-73-71 284 70,500.00
Sergio Garcia.....T6	69-66-69-70 274	96.33	261,666.67	Russell Knox.....T39	72-72-70-70 284 16.43 70,500.00
Cameron Smith.....T6	69-67-68-70 274	96.33	261,666.66	Phil Mickelson.....T39	79-65-72-68 284 16.43 70,500.00
Justin Thomas.....9	66-73-74-62 275	83.00	201,000.00	Webb Simpson.....T39	73-72-68-71 284 16.43 70,500.00
Keegan Bradley.....T10	69-73-69-65 276	71.25	161,500.00	Byeong Hun An.....T45	77-74-64-70 285 11.33 65,000.00
David Lipsky.....T10	68-71-68-69 276	161,500.00	161,500.00	Billy Horschel.....T45	68-76-70-71 285 11.33 65,000.00
Joost Luiten.....T10	71-67-74-64 276	161,500.00	161,500.00	Jake McLeod.....T45	70-69-76-70 285 65,000.00
Tiger Woods.....T10	71-66-70-69 276	71.25	161,500.00	Thorbjørn Olesen.....T45	72-74-68-71 285 65,000.00
Charles Howell III.....T14	69-68-73-67 277	59.33	128,000.00	Jon Rahm.....T45	72-72-72-69 285 11.33 65,000.00
Patrick Reed.....T14	72-68-64-73 277	59.33	128,000.00	Matt Kuchar.....50	66-67-79-74 286 9.63 62,000.00
Xander Schauffele.....T14	69-73-66-69 277	59.33	128,000.00	Satoshi Kodaira.....T51	75-72-76-64 287 8.50 60,000.00
Francesco Molinari.....T17	71-67-70-70 278	54.00	115,500.00	Aaron Rai.....T51	70-74-71-72 287 60,000.00
Gary Woodland.....T17	71-71-67-69 278	54.00	115,500.00	Richard Sterne.....T51	69-68-74-76 287 60,000.00
Rafa Cabrera Bello.....T19	76-69-66-68 279	47.38	103,750.00	Jordan Spieth.....T54	75-69-75-69 288 7.08 57,500.00
Tommy Fleetwood.....T19	70-65-72-72 279	47.38	103,750.00	Henrik Stenson.....T54	72-73-71-72 288 7.08 57,500.00
Tyrrell Hatton.....T19	67-70-72-70 279	47.38	103,750.00	George Coetzee.....T56	67-74-74-75 290 55,500.00
HaoTong Li.....T19	69-72-71-67 279	103,750.00	103,750.00	Bryson DeChambeau.....T56	75-73-73-69 290 6.46 55,500.00
Hideki Matsuyama.....T19	72-70-67-70 279	47.38	103,750.00	Emiliano Grillo.....T58	76-73-69-73 291 6.00 53,500.00
Aaron Wise.....T19	73-68-71-67 279	47.38	103,750.00	Kyle Stanley.....T58	73-72-72-74 291 6.00 53,500.00
Tony Finau.....T25	73-69-69-69 280	39.38	93,250.00	Adrian Otaegui.....T60	77-74-71-70 292 51,750.00
Louis Oosthuizen.....T25	72-66-69-73 280	39.38	93,250.00	Shubhankar Sharma.....T60	70-77-70-75 292 51,750.00
Matthew Fitzpatrick.....T27	72-71-68-70 281	85,000.00	85,000.00	Marc Leishman.....T62	77-75-69-72 293 4.98 50,500.00
Kevin Kisner.....T27	73-67-70-71 281	32.58	85,000.00	Shane Lowry.....T62	70-76-72-75 293 4.98 50,500.00
Patton Kizzire.....T27	69-73-70-69 281	32.58	85,000.00	Alex Noren.....T62	71-74-74-74 293 4.98 50,500.00
Brooks Koepka.....T27	73-70-69-69 281	32.58	85,000.00	Tom Lewis.....T65	74-73-77-70 294 49,625.00
Bubba Watson.....T27	70-75-66-70 281	32.58	85,000.00	Chez Reavie.....T65	75-76-72-71 294 4.42 49,625.00
Danny Willett.....T27	71-69-70-71 281	32.58	85,000.00	Ryan Fox.....T67	72-72-75-76 295 49,125.00
Branden Grace.....T33	71-71-69-71 282	25.12	78,000.00	Eddie Pepperell.....T67	77-70-73-75 295 49,125.00
Matt Wallace.....T33	74-71-70-67 282	78,000.00	78,000.00	Lucas Bjerregaard.....69	76-76-72-73 297 48,750.00
Lee Westwood.....T33	73-71-65-73 282	78,000.00	78,000.00	Matthew Millar.....70	74-82-74-71 301 48,500.00
Rickie Fowler.....T36	71-73-68-71 283	21.53	75,000.00	Shaun Norris.....71	79-80-73-72 304 48,250.00

2018 Mexico Championship

Club de Golf Chapultepec, Mexico City, Mexico **Purse: \$10,000,000**
35-36-71/7,330 Feb. 26 - March 4

Par/Yards:

LEADERS	First Round	Second Round	Third Round
Louis Oosthuizen	64 (-7)	Shubhankar Sharma 131 (-11)	Shubhankar Sharma 200 (-13)
Chris Paisley	65 (-6)	Rafa Cabrera Bello 133 (-9)	Rafa Cabrera Bello 202 (-11)
Xander Schauffele	65 (-6)	Sergio Garcia 133 (-9)	Sergio Garcia 202 (-11)
Shubhankar Sharma	65 (-6)	Xander Schauffele 133 (-9)	Tyrrell Hatton 202 (-11)
Kiradech Aphibarnrat	66 (-5)	Kiradech Aphibarnrat 135 (-7)	Phil Mickelson 2 0 2
Rafa Cabrera Bello	66 (-5)	Brian Harman 135 (-7)	(-11)
Phil Mickelson	69 (-2)	Dustin Johnson 135 (-7)	
		Louis Oosthuizen 135 (-7)	
		Pat Perez 135 (-7)	
		Brendan Steele 135 (-7)	
		Bubba Watson 135 (-7)	
		Phil Mickelson	137 (-5)



CUT: No cut. All 64 professionals completed 72 holes.

WEATHER: Thursday: Partly cloudy. High of 79. Wind NE 6-12 mph, with gusts to 20 mph. Friday: Mostly sunny. High of 77. Wind ENE 5-10 mph. Saturday: Mostly sunny. High of 78. Wind ENE 5-10 mph. Sunday: Mostly sunny. High of 79. Wind ENE 5-10 mph.

Winner: Phil Mickelson 69-68-65-66 268 (-16) 550pts. \$1,700,000

NAME	1	2	3	4	TOTAL	PTS	PRIZE
PHIL MICKELSON	1	69-68-65-66	268	\$1,700,000.00			
Justin Thomas	2	72-70-62-64	268	1,072,000.00			
Rafa Cabrera Bello	T3	66-67-69-67	269	510,500.00			
Tyrrell Hatton	T3	70-68-64-67	269	510,500.00			
Kiradech Aphibarnrat	T5	66-69-71-65	271	330,500.00			
Brian Harman	T5	68-67-68-68	271	330,500.00			
Sergio Garcia	T7	68-65-69-70	272	239,750.00			
Dustin Johnson	T7	69-66-68-69	272	239,750.00			
Adam Hadwin	T9	70-71-67-66	274	182,000.00			
Shubhankar Sharma	T9	65-66-69-74	274	182,000.00			
Bubba Watson	T9	69-66-72-67	274	182,000.00			
Paul Casey	T12	73-68-68-66	275	150,500.00			
Patton Kizzire	T12	69-69-71-66	275	150,500.00			
Daniel Berger	T14	69-68-72-67	276	126,500.00			
Tommy Fleetwood	T14	72-71-67-66	276	126,500.00			
Alex Noren	T14	69-70-71-66	276	126,500.00			
Jordan Spieth	T14	70-67-69-70	276	126,500.00			
Adam Bland	T18	70-67-71-69	277	114,500.00			
Xander Schauffele	T18	65-68-70-74	277	114,500.00			
Charley Hoffman	T20	70-66-70-72	278	104,300.00			
Pat Perez	T20	68-67-68-75	278	104,300.00			
Jon Rahm	T20	67-71-70-70	278	104,300.00			
Brendan Steele	T20	69-66-71-72	278	104,300.00			
Jhonattan Vegas	T20	70-68-69-71	278	104,300.00			
Francesco Molinari	T25	71-70-70-68	279	95,250.00			
Kyle Stanley	T25	71-65-71-72	279	95,250.00			
Jorge Campillo	T27	72-71-69-68	280	91,000.00			
Tony Finau	T27	68-70-68-74	280	91,000.00			
Kevin Kisner	T29	70-71-66-74	281	88,000.00			
Louis Oosthuizen	T30	64-71-76-71	282	81,428.58			
Dean Burmester	T30	73-70-74-65	282	81,428.57			
Patrick Cantlay	T30	70-75-71-66	282	81,428.57			
Kevin Chappell	T30	73-70-72-67	282	\$81,428.57			
Matthew Fitzpatrick	T30	71-69-74-68	282	81,428.57			
Branden Grace	T30	72-69-73-68	282	81,428.57			
Bernd Wiesberger	T30	73-71-72-66	282	81,428.57			
Rickie Fowler	T37	68-70-70-75	283	73,000.00			
Marc Leishman	T37	69-68-69-77	283	73,000.00			
Joost Luiten	T37	72-71-68-72	283	73,000.00			
Chris Paisley	T37	65-75-71-72	283	73,000.00			
Thomas Pieters	T37	69-68-74-72	283	73,000.00			
Patrick Reed	T37	72-74-68-69	283	73,000.00			
Justin Rose	T37	71-72-73-67	283	73,000.00			
Webb Simpson	T37	72-70-73-68	283	73,000.00			
Peter Uihlein	T37	74-72-70-67	283	73,000.00			
Ross Fisher	T46	71-68-69-76	284	67,500.00			
Yuta Ikeda	T46	73-74-68-69	284	67,500.00			
David Lipsky	T48	70-71-71-73	285	65,500.00			
Charl Schwartzel	T48	71-69-70-75	285	65,500.00			
Wade Ormsby	T50	79-67-69-71	286	63,500.00			
Gary Woodland	T50	74-71-73-68	286	63,500.00			
Abraham Ancer	T52	71-76-71-69	287	61,500.00			
Chez Reavie	T52	72-73-68-74	287	61,500.00			
Satoshi Kodaira	T54	72-73-73-70	288	60,000.00			
Jason Dufner	T55	72-72-68-79	291	58,000.00			
Paul Dunne	T55	73-75-72-71	291	58,000.00			
Dylan Frittelli	T55	73-70-71-77	291	58,000.00			
Russell Henley	T58	69-69-75-79	292	55,500.00			
Matt Kuchar	T58	74-74-73-71	292	55,500.00			
Yusaku Miyazato	T60	77-72-74-70	293	53,500.00			
Brandon Stone	T60	75-76-71-71	293	53,500.00			
Brett Rumford	T62	78-74-72-73	297	52,500.00			
HaoTong Li	T63	73-79-73-73	298	52,000.00			
Gavin Kyle Green	T64	78-73-74-74	299	51,500.00			

2017 Mexico Championship

Club de Golf Chapultepec, Mexico City, Mexico Purse: \$9,750,000 Par/Yards: 35-36--71/7,330 Feb. 27 - March 5

LEADERS	First Round	Second Round	Third Round
Ross Fisher	67 (-4)	Rory McIlroy	133 (-9)
Phil Mickelson	67 (-4)	Ross Fisher	135 (-7)
Ryan Moore	67 (-4)	Phil Mickelson	135 (-7)
Jon Rahm	67 (-4)	Justin Thomas	135 (-7)
Jimmy Walker	67 (-4)	Daniel Berger	136 (-6)
Lee Westwood	67 (-4)	Dustin Johnson	136 (-6)
Dustin Johnson	70 (-1)	Andy Sullivan	136 (-6)
		Justin Thomas	201 (-12)
		Dustin Johnson	2 0 2
		(-11)	
		Rory McIlroy	203 (-10)
		Phil Mickelson	203 (-10)
		Jon Rahm	204 (-9)
		Lee Westwood	204 (-9)



CUT: No cut. 76 of 77 professionals completed 72 holes.

WEATHER: Thursday: Partly cloudy, with a high of 75. Wind NE 8-20 mph. Friday: Partly cloudy, with a high of 72. Wind NW 8-15 mph. Saturday: Partly cloudy, with a high of 75. Wind NE 8-20 mph. Sunday: Partly cloudy, with a high of 72. Wind ENE 6-12 mph.

Winner: Dustin Johnson 70-66-66-68 270 (-14) 550pts. \$1,660,000

Dustin Johnson	1	70-66-66-68	270	\$1,660,000.00	Justin Rose	T38	70-72-71-71	284	\$64,000.00
Tommy Fleetwood	2	69-70-66-66	271	1,045,000.00	Charl Schwartzel	T38	71-68-70-75	284	64,000.00
Ross Fisher	T3	67-68-72-65	272	497,000.00	Jhonattan Vegas	T38	69-74-68-73	284	64,000.00
Jon Rahm	T3	67-70-67-68	272	497,000.00	Bubba Watson	T38	73-72-68-71	284	64,000.00
Thomas Pieters	T5	68-69-68-68	273	312,500.00	Gary Woodland	T38	73-67-74-70	284	64,000.00
Justin Thomas	T5	69-66-66-72	273	312,500.00	Roberto Castro	T45	69-68-74-74	285	59,000.00
Phil Mickelson	T7	67-68-68-71	274	211,666.67	Adam Scott	T45	73-76-68-68	285	59,000.00
Brandt Snedeker	T7	75-68-66-65	274	211,666.67	Bernd Wiesberger	T45	73-70-71-71	285	59,000.00
Rory McIlroy	T7	68-65-70-71	274	211,666.66	Byeong Hun An	T48	73-66-71-76	286	55,500.00
Tyrrell Hatton	10	70-67-68-70	275	166,000.00	Brooks Koepka	T48	76-69-68-73	286	55,500.00
Kevin Kisner	11	72-68-68-68	276	154,000.00	Louis Oosthuizen	T48	73-72-73-68	286	55,500.00
Sergio Garcia	T12	68-71-68-70	277	131,250.00	Brendan Steele	T48	74-71-70-71	286	55,500.00
J.B. Holmes	T12	69-68-69-71	277	131,250.00	Emiliano Grillo	T52	72-77-69-69	287	52,000.00
Jordan Spieth	T12	71-72-63-71	277	131,250.00	Mike Hendry	T52	71-74-73-69	287	52,000.00
Fabrizio Zanotti	T12	68-69-72-68	277	131,250.00	Kevin Na	T52	75-70-70-72	287	52,000.00
Daniel Berger	T16	70-66-70-72	278	105,125.00	Sam Brazel	T55	75-68-70-75	288	50,000.00
Paul Casey	T16	74-71-67-66	278	105,125.00	Kevin Chappell	T55	71-77-71-69	288	50,000.00
Matthew Fitzpatrick	T16	71-67-72-68	278	105,125.00	Alexander Noren	T55	76-71-72-69	288	50,000.00
Rickie Fowler	T16	69-69-73-67	278	105,125.00	Marcus Fraser	T58	71-70-73-75	289	48,500.00
Francesco Molinari	T20	71-72-70-66	279	91,333.34	Jim Furyk	T58	77-71-70-71	289	48,500.00
Matt Kuchar	T20	68-71-67-73	279	91,333.33	Zach Johnson	T58	75-69-70-75	289	48,500.00
Andy Sullivan	T20	71-65-72-71	279	91,333.33	Yuta Ikeda	T61	75-74-72-69	290	47,250.00
Jason Dufner	T23	70-70-72-68	280	86,000.00	Patrick Reed	T61	71-76-72-71	290	47,250.00
Martin Kaymer	T23	70-67-75-68	280	86,000.00	David Lipsky	T63	73-73-75-70	291	46,625.00
Joost Luiten	T25	71-67-71-72	281	81,000.00	Thorbjorn Olesen	T63	73-77-68-73	291	46,625.00
Hideki Matsuyama	T25	72-72-66-71	281	81,000.00	Scott Hend	T65	76-71-73-73	293	46,125.00
Jimmy Walker	T25	67-74-68-72	281	81,000.00	Sean O'Hair	T65	71-71-75-76	293	46,125.00
William McGirt	T28	72-67-71-72	282	75,625.00	Roberto Diaz	T67	71-76-71-76	294	45,625.00
Ryan Moore	T28	67-73-69-73	282	75,625.00	Brandon Stone	T67	76-73-75-70	294	45,625.00
Lee Westwood	T28	67-71-66-78	282	75,625.00	Danny Willett	69	76-72-72-75	295	45,250.00
Chris Wood	T28	68-73-71-70	282	75,625.00	Russell Knox	70	73-74-68-81	296	45,000.00
Branden Grace	T32	73-69-68-73	283	70,500.00	Jeunghun Wang	71	73-77-74-73	297	44,750.00
Bill Haas	T32	70-69-75-69	283	70,500.00	Si Woo Kim	T72	71-75-77-76	299	44,250.00
Mackenzie Hughes	T32	70-70-73-70	283	70,500.00	Pablo Larrazabal	T72	73-73-75-78	299	44,250.00
Soren Kjeldsen	T32	75-71-71-66	283	70,500.00	Richard Sterne	T72	76-79-72-72	299	44,250.00
Scott Piercy	T32	72-73-72-66	283	70,500.00	Matthew Griffin	75	78-77-77-71	303	43,750.00
Hideto Tanihara	T32	75-67-67-74	283	70,500.00	K.T. Kim	76	78-75-76-77	306	43,500.00
Rafa Cabrera Bello	T38	72-69-71-72	284	64,000.00	Henrik Stenson.....	W/D			
Pat Perez	T38	68-71-74-71	284	64,000.00					

2016 Cadillac Championship

Trump National Doral, Miami, FL Purse: \$9,500,000 Par/Yards: 36-36-72/7,528 February 29-March 6, 2016

LEADERS	First Round	Second Round	Third Round
Marcus Fraser	66 (-6)	Adam Scott 134 (-10)	Rory McIlroy 204 (-12)
Scott Piercy	66 (-6)	Dustin Johnson 136 (-8)	Dustin Johnson 207 (-9)
Phil Mickelson	67 (-5)	Rory McIlroy 136 (-8)	Adam Scott 207 (-9)
Jason Dufner	68 (-4)	Danny Willett 137 (-7)	Phil Mickelson 209 (-7)
Charley Hoffman	68 (-4)	Charley Hoffman 138 (-6)	Bubba Watson 209 (-7)
Adam Scott 68 (-4)	Bubba Watson 138 (-6)	Danny Willett 209 (-7)	
Danny Willett	68 (-4)		



CUT: No Cut. 65 of 66 players completed 72 holes.

WEATHER: Thursday: Cloudy skies with temperatures in the low-80s. Wind SW at 8-15 mph. Friday: Partly cloudy skies with temperatures in the mid-80s. Wind W at 8-15 mph. Saturday: Partly cloudy skies with cooler temperatures reaching the upper-70s. Wind E at 10-20 mph. Sunday: Mostly sunny skies with temperatures in the low-80s. Wind N increased 15-25 mph in the afternoon.

Winner: Adam Scott 68-66-73-69 276 \$1,620,000

ADAM SCOTT 1	68-66-73-69	276	\$1,620,000.00	Graeme McDowell T28	74-71-70-75	290	\$79,428.57
Bubba Watson 2	69-69-71-68	277	1,018,000.00	Jamie Donaldson T35	70-72-76-74	292	72,500.00
Rory McIlroy T3	71-65-68-74	278	483,000.00	Matthew Fitzpatrick T35	76-71-72-73	292	72,500.00
Danny Willett T3	68-69-72-69	278	483,000.00	Shane Lowry T35	71-73-75-73	292	72,500.00
Phil Mickelson 5	67-72-70-70	279	342,000.00	Hideki Matsuyama T35	70-81-68-73	292	72,500.00
Jimmy Walker 6	69-72-73-66	280	280,000.00	Kevin Na T35	72-72-75-73	292	72,500.00
Paul Casey 7	71-68-75-68	282	240,000.00	Justin Thomas T35	75-66-78-73	292	72,500.00
Rickie Fowler T8	70-71-71-71	283	197,500.00	Billy Horschel 41	72-71-75-75	293	69,000.00
Smylie Kaufman T8	71-70-71-71	283	197,500.00	Ross Fisher T42	76-70-72-76	294	66,000.00
Harris English 10	71-70-71-72	284	165,000.00	Martin Kaymer T42	76-71-71-76	294	66,000.00
Rafa Cabrera Bello T11	73-71-67-74	285	145,000.00	K.T. Kim T42	71-74-75-74	294	66,000.00
Jason Dufner T11	68-72-77-68	285	145,000.00	Danny Lee T42	71-71-72-80	294	66,000.00
Sergio Garcia T11	73-71-67-74	285	145,000.00	Chris Wood T42	72-69-79-74	294	66,000.00
Dustin Johnson T14	72-64-71-79	286	120,000.00	Emiliano Grillo T47	76-72-72-75	295	62,500.00
Louis Oosthuizen T14	74-70-69-73	286	120,000.00	Zach Johnson T47	71-73-71-80	295	62,500.00
Bernd Wiesberger T14	72-69-74-71	286	120,000.00	Kiradech Aphibarnrat T49	75-71-71-79	296	60,000.00
Scott Piercy T17	66-77-70-74	287	102,166.67	Bill Haas T49	74-74-72-76	296	60,000.00
Justin Rose T17	75-73-72-67	287	102,166.67	David Lingmerth T49	74-72-75-75	296	60,000.00
Jordan Spieth T17	69-72-73-73	287	102,166.67	Byeong-Hun An T52	74-73-75-75	297	56,500.00
Andy Sullivan T17	71-70-73-73	287	102,166.67	Victor Dubuisson T52	73-72-80-72	297	56,500.00
Charley Hoffman T17	68-70-74-75	287	102,166.66	Patrick Reed T52	77-74-74-72	297	56,500.00
Charl Schwartzel T17	73-67-72-75	287	102,166.66	Robert Streb T52	72-73-73-79	297	56,500.00
Jason Day T23	72-74-71-71	288	91,000.00	Nathan Holman 56	82-70-73-73	298	54,000.00
Branden Grace T23	73-73-74-68	288	91,000.00	George Coetzee 57	72-76-76-75	299	53,000.00
Kevin Kisner T23	75-69-72-72	288	91,000.00	Fabian Gomez 58	75-72-78-75	300	52,000.00
Brooks Koepka T23	71-71-74-72	288	91,000.00	J.B. Holmes 59	77-72-72-80	301	51,000.00
Russell Knox 27	71-71-72-75	289	86,000.00	Marcus Fraser 60	66-77-80-79	302	50,500.00
Henrik Stenson T28	71-71-76-72	290	79,428.58	Yusaku Miyazato T61	76-73-74-80	303	49,750.00
Daniel Berger T28	75-71-70-74	290	79,428.57	Jordan Zunic T61	75-74-75-79	303	49,750.00
Soren Kjeldsen T28	72-72-74-72	290	79,428.57	Scott Hend 63	75-76-80-79	310	49,000.00
Matt Kuchar T28	70-78-70-72	290	79,428.57	Kristoffer Broberg 64	83-73-80-75	311	48,500.00
Anirban Lahiri T28	70-70-71-79	290	79,428.57	Steven Bowditch 65	81-80-80-84	325	48,000.00
Marc Leishman T28	73-73-69-75	290	79,428.57				

2015 Cadillac Championship

Trump National Doral, Miami, FL

Purse: \$9,250,000 Par/Yards: 36-36-72/7,528 March 2-8, 2015

LEADERS	First Round	Second Round	Third Round
	J.B. Holmes 62 (-10)	J.B. Holmes 135 (-9)	J.B. Holmes 205 (-11)
	Ryan Moore 66 (-6)	Ryan Moore 137 (-7)	Dustin Johnson 210 (-6)
	Rickie Fowler 68 (-4)	Adam Scott 138 (-6)	Bubba Watson 210 (-6)
	Dustin Johnson 68 (-4)	Henrik Stenson 140 (-4)	Ryan Moore 211 (-5)
	Alexander Levy 68 (-4)	Bubba Watson 140 (-4)	Bill Haas 212 (-4)
		Dustin Johnson 141 (-3)	Louis Oosthuizen 212 (-4)
			Henrik Stenson 212 (-4)



CUT: No Cut. 73 of 74 players completed 72 holes.

WEATHER: Thursday: Partly cloudy skies and warm temperatures in the mid-80s. SE wind at 15-25 mph in the morning, gradually diminishing in the afternoon. Friday: Partly cloudy. High of 85. Wind E at 6-12 mph. Saturday: Cloudy, with occasional showers. Temperature in the 80s, with NE wind at 10-20 mph. Sunday: Mostly cloudy. High of 79. ENE wind at 15-25 mph.

Winner: Dustin Johnson 68-73-69-69 279 \$1,570,000

DUSTIN JOHNSON 1	68-73-69-69	279	\$1,570,000.00	Keegan Bradley T38	73-74-75-70	292	\$65,500.00
J.B. Holmes 2	62-73-70-75	280	930,000.00	Paul Casey T38	75-73-72-72	292	65,500.00
Bubba Watson 3	71-69-70-71	281	540,000.00	Charley Hoffman T38	70-74-72-76	292	65,500.00
Adam Scott T4	70-68-75-71	284	365,000.00	Alexander Levy T38	68-73-79-72	292	65,500.00
Henrik Stenson T4	69-71-72-72	284	365,000.00	Marcel Siem T38	78-72-75-67	292	65,500.00
Louis Oosthuizen 6	71-74-67-73	285	270,000.00	Cameron Tringale T38	73-74-72-73	292	65,500.00
Bill Haas T7	74-73-65-74	286	215,000.00	Jamie Donaldson T44	70-72-76-75	293	61,500.00
Webb Simpson T7	74-69-70-73	286	215,000.00	Charl Schwartzel T44	71-72-75-75	293	61,500.00
Kevin Na T9	74-71-71-71	287	163,333.34	Sangmoon Bae T46	75-71-73-75	294	59,000.00
Rory McIlroy T9	73-70-72-72	287	163,333.33	Billy Horschel T46	72-75-75-72	294	59,000.00
Ryan Moore T9	66-71-74-76	287	163,333.33	Joost Luiten T46	79-69-73-73	294	59,000.00
Rickie Fowler T12	68-77-71-72	288	123,000.00	Greg Chalmers T49	77-72-73-73	295	55,000.00
Jim Furyk T12	70-73-76-69	288	123,000.00	Luke Donald T49	72-76-74-73	295	55,000.00
Ryan Palmer T12	71-70-74-73	288	123,000.00	Jason Dufner T49	79-71-71-74	295	55,000.00
Lee Westwood T12	71-72-70-75	288	123,000.00	Zach Johnson T49	76-73-73-73	295	55,000.00
Danny Willett T12	73-76-71-68	288	123,000.00	Ian Poulter T49	74-78-71-72	295	55,000.00
Morgan Hoffmann T17	73-71-71-74	289	97,500.00	Branden Grace 54	75-74-72-75	296	52,000.00
Brooks Koepka T17	69-74-73-73	289	97,500.00	Justin Rose 55	73-74-73-77	297	51,000.00
Shane Lowry T17	71-74-70-74	289	97,500.00	Russell Henley T56	74-74-72-78	298	48,000.00
Brandt Snedeker T17	74-73-70-72	289	97,500.00	Chris Kirk T56	76-77-73-72	298	48,000.00
Jordan Spieth T17	75-69-73-72	289	97,500.00	Graeme McDowell T56	73-73-75-77	298	48,000.00
Marc Warren T17	73-75-69-72	289	97,500.00	Alexander Noren T56	73-77-74-74	298	48,000.00
Thomas Aiken T23	78-69-72-71	290	83,000.00	Robert Streb T56	72-80-72-74	298	48,000.00
Ross Fisher T23	78-71-69-72	290	83,000.00	Geoff Ogilvy 61	74-76-74-75	299	45,500.00
Mikko Ilonen T23	78-72-67-73	290	83,000.00	Victor Dubuisson T62	72-73-70-85	300	44,750.00
Matt Kuchar T23	73-75-70-72	290	83,000.00	Steven Jeffress T62	75-74-78-73	300	44,750.00
Hideki Matsuyama T23	76-72-72-70	290	83,000.00	David Lipsky T62	74-73-76-77	300	44,750.00
Patrick Reed T23	71-73-71-75	290	83,000.00	Hunter Mahan 65	75-79-74-74	302	44,250.00
Brendon Todd T23	72-73-72-73	290	83,000.00	Stephen Gallacher T66	84-72-78-69	303	43,875.00
Gary Woodland T23	70-74-76-70	290	83,000.00	Danie van Tonder T66	74-74-75-80	303	43,875.00
Jason Day T31	76-74-70-71	291	72,000.00	Koumei Oda 68	74-78-73-79	304	43,500.00
Sergio Garcia T31	73-69-71-78	291	72,000.00	Thongchai Jaidee 69	80-73-76-76	305	43,250.00
Martin Kaymer T31	71-76-71-73	291	72,000.00	Gary Stal 70	75-79-77-75	306	43,000.00
Phil Mickelson T31	74-74-71-72	291	72,000.00	Tommy Fleetwood T71	77-77-73-80	307	42,625.00
John Senden T31	73-70-74-74	291	72,000.00	Anirban Lahiri T71	80-76-74-77	307	42,625.00
Jimmy Walker T31	71-76-70-74	291	72,000.00	Hirofumi Fujita 73	75-83-78-79	315	42,250.00
Bernd Wiesberger T31	74-74-71-72	291	72,000.00				

2014 Cadillac Championship

Trump National Doral, Miami, FL

Purse: \$9,000,000 Par/Yards: 36-36-72/7,481 March 3-9, 2014

LEADERS	First Round	Second Round	Third Round
	Patrick Reed 68 (-4)	Dustin Johnson..... 143 (-1)	Patrick Reed 212 (-4)
	Jason Dufner..... 69 (-3)	Matt Kuchar..... 143 (-1)	Jason Dufner..... 214 (-2)
	Harris English..... 69 (-3)	Hunter Mahan..... 143 (-1)	Hunter Mahan..... 214 (-2)
	Dustin Johnson..... 69 (-3)	Patrick Reed 143 (-1)	Jamie Donaldson..... 215 (-1)
	Matt Kuchar..... 69 (-3)	Jamie Donaldson..... 144 (0)	Tiger Woods..... 215 (-1)
	Hunter Mahan..... 69 (-3)	Graeme McDowell..... 144 (0)	
	Francesco Molinari..... 69 (-3)	Rory McIlroy..... 144 (0)	
		Francesco Molinari..... 144 (0)	

CUT: No cut. 67 of 68 players completed 72 holes.

WEATHER: Thursday: Mostly cloudy. Temperatures in the low-to-mid 80s. Wind S at 15-20, gusting to 30 mph. Play suspended due to strong thunderstorms at 2:22 p.m. The peak wind gust was 40 mph and the course received .25 inches of rain. Play resumed at 4:46 p.m., and officials suspended play at 5:57 p.m. due to darkness. The six players in the two lead groups (off No. 1 and 10 tees) were the only ones to complete their rounds. Friday: The first round resumed at 8:45 a.m., with the second round resuming as scheduled. Partly cloudy and windy. Wind W at 15-20 mph, gusting to 36 mph. High of 77. Saturday: Sunny. High of 79. Wind NW shifting E at 5-10 mph. Sunday: Partly cloudy. High of 77. Wind E at 5-10 mph.



Winner: Patrick Reed 68-75-69-72 284 \$1,530,000.00

PATRICK REED	1	68-75-69-72	284	\$1,530,000.00	Hyung-Sung Kim	T34	72-74-74-74	294	\$68,500.00
Jamie Donaldson	T2	74-70-71-70	285	753,000.00	Hideki Matsuyama	T34	72-77-71-74	294	68,500.00
Bubba Watson	T2	73-72-72-68	285	753,000.00	Justin Rose	T34	74-77-70-73	294	68,500.00
Dustin Johnson	T4	69-74-73-72	288	395,000.00	Jordan Spieth	T34	73-79-73-69	294	68,500.00
Richard Sterne	T4	74-73-70-71	288	395,000.00	Lee Westwood	T34	75-79-70-70	294	68,500.00
Thongchai Jaidee	T6	73-74-74-68	289	248,333.34	Darren Fichardt	T40	73-78-72-72	295	63,500.00
Stephen Gallacher	T6	75-75-70-69	289	248,333.33	Branden Grace	T40	75-74-69-77	295	63,500.00
Bill Haas	T6	73-76-69-71	289	248,333.33	Chris Kirk	T40	75-71-76-73	295	63,500.00
Jason Dufner	T9	69-77-68-76	290	151,250.00	Louis Oosthuizen	T40	72-78-71-74	295	63,500.00
Hunter Mahan	T9	69-74-71-76	290	151,250.00	Thomas Bjorn	T44	75-75-73-73	296	60,500.00
Graeme McDowell	T9	73-71-73-73	290	151,250.00	Rickie Fowler	T44	76-75-74-71	296	60,500.00
Charl Schwartzel	T9	70-76-76-68	290	151,250.00	Brandt Snedeker	46	73-73-75-76	297	59,000.00
Miguel A. Jimenez	T13	70-77-69-75	291	110,000.00	Russell Henley	T47	72-78-75-73	298	57,000.00
Matt Kuchar	T13	69-74-74-74	291	110,000.00	Webb Simpson	T47	80-78-70-70	298	57,000.00
Joost Luiten	T13	76-72-71-72	291	110,000.00	Kevin Stadler	T47	77-76-72-73	298	57,000.00
Jonas Blixt	T16	79-72-75-66	292	90,666.67	Keegan Bradley	T50	74-76-75-74	299	54,500.00
George Coetzee	T16	74-74-73-71	292	90,666.67	Billy Horschel	T50	77-78-71-73	299	54,500.00
Sergio Garcia	T16	74-76-73-69	292	90,666.67	Ernie Els	T52	75-78-73-74	300	52,500.00
Scott Hend	T16	72-76-73-71	292	90,666.67	Ian Poulter	T52	71-78-73-78	300	52,500.00
Henrik Stenson	T16	73-76-74-69	292	90,666.67	Brendon de Jonge	T54	76-79-74-72	301	51,000.00
Gary Woodland	T16	72-78-71-71	292	90,666.67	Gonzalo Fdez-Castano ..	T54	77-77-77-70	301	51,000.00
Harris English	T16	69-77-74-72	292	90,666.66	Boo Weekley	T54	75-75-78-73	301	51,000.00
Zach Johnson	T16	70-75-71-76	292	90,666.66	Steve Stricker	57	77-78-71-76	302	50,000.00
Phil Mickelson	T16	74-75-69-74	292	90,666.66	Roberto Castro	T58	74-78-78-73	303	49,250.00
Luke Donald	T25	70-82-72-69	293	76,000.00	Martin Kaymer	T58	75-80-73-75	303	49,250.00
Rory McIlroy	T25	70-74-75-74	293	76,000.00	Jun Jeong	T60	75-75-78-77	305	48,250.00
Francesco Molinari	T25	69-75-76-73	293	76,000.00	Matteo Manassero	T60	76-76-74-79	305	48,250.00
Ryan Moore	T25	70-79-69-75	293	76,000.00	Victor Dubuisson	T62	72-81-75-78	306	47,000.00
Adam Scott	T25	75-73-72-73	293	76,000.00	Jim Furyk	T62	78-77-75-76	306	47,000.00
Kevin Streelman	T25	75-74-72-72	293	76,000.00	D.A. Points	T62	82-76-74-74	306	47,000.00
Peter Uihlein	T25	73-77-71-72	293	76,000.00	Dawie van der Walt	65	81-83-71-75	310	46,000.00
Jimmy Walker	T25	73-77-67-76	293	76,000.00	Brett Rumford	66	83-79-77-74	313	45,500.00
Tiger Woods	T25	76-73-66-78	293	76,000.00	Kiradech Aphibarnrat	67	74-82-79-79	314	45,000.00
Graham DeLaet	T34	78-72-70-74	294	68,500.00					

2013 Cadillac Championship

TPC Blue Monster at Doral, Miami, FL

Purse: \$8,750,000 Par/Yards: 36-36-72/7,334 March 4-10, 2013

LEADERS	First Round	Second Round	Third Round
	Sergio Garcia 66 (-6)	Tiger Woods 131 (-13)	Tiger Woods 198 (-18)
	Freddie Jacobson 66 (-6)	Graeme McDowell 133 (-11)	Graeme McDowell 202 (-14)
	Graeme McDowell 66 (-6)	Phil Mickelson 134 (-10)	Phil Mickelson 203 (-13)
	Bubba Watson 66 (-6)	Steve Stricker 134 (-10)	Steve Stricker 203 (-13)
	Tiger Woods 66 (-6)	Freddie Jacobson 135 (-9)	Keegan Bradley 205 (-11)
		Bubba Watson 135 (-9)	Sergio Garcia 205 (-11)
			Charl Schwartzel 205 (-11)
			Michael Thompson 205 (-11)



CUT: No cut. All 65 players completed 72 holes.

WEATHER: Thursday: Sunny. High of 71. Winds NNW at 8-15 mph. Friday: Sunny. High of 76. Winds NNE at 6-12 mph. Saturday: Partly cloudy and breezy. High of 77. Winds NE at 10-20 mph. Sunday: Partly cloudy and breezy. High of 75. Winds E at 15-25 mph.

Winner: Tiger Woods 66-65-67-71 269 \$1,500,000.00


TIGER WOODS 1	66-65-67-71	269	\$1,500,000.00	Louis Oosthuizen T33	70-75-69-72	286	\$71,500.00
Steve Stricker 2	67-67-69-68	271	880,000.00	Rickie Fowler T35	69-69-71-78	287	68,500.00
Sergio Garcia T3	66-72-67-69	274	417,500.00	Jim Furyk T35	72-70-72-73	287	68,500.00
Graeme McDowell T3	66-67-69-72	274	417,500.00	Brian Gay T35	70-76-69-72	287	68,500.00
Phil Mickelson T3	67-67-69-71	274	417,500.00	Matt Kuchar T35	72-72-72-71	287	68,500.00
Adam Scott T3	72-70-68-64	274	417,500.00	Padraig Harrington T39	76-72-68-72	288	64,500.00
Keegan Bradley 7	68-68-69-71	276	240,000.00	David Lynn T39	71-70-76-71	288	64,500.00
Peter Hanson 8	67-71-70-70	278	163,750.00	Marcel Siem T39	75-73-70-70	288	64,500.00
Rory McIlroy T8	73-69-71-65	278	163,750.00	Bo Van Pelt T39	68-75-71-74	288	64,500.00
Justin Rose T8	68-72-70-68	278	163,750.00	Luke Donald T43	70-76-71-72	289	60,500.00
Michael Thompson T8	69-69-67-73	278	163,750.00	Gonzalo Fdez-Castano .. T43	72-70-73-74	289	60,500.00
Jason Dufner T12	69-69-69-72	279	113,750.00	Bill Haas T43	72-73-72-72	289	60,500.00
Charles Howell III T12	68-71-69-71	279	113,750.00	Chris Wood T43	71-74-71-73	289	60,500.00
Dustin Johnson T12	68-69-70-72	279	113,750.00	Zach Johnson T47	71-67-77-75	290	57,500.00
Richard Sterne T12	70-71-71-67	279	113,750.00	Geoff Ogilvy T47	69-74-73-74	290	57,500.00
Freddie Jacobson T16	66-69-71-74	280	98,000.00	Branden Grace T49	73-74-72-72	291	54,500.00
Charl Schwartzel T16	71-65-69-75	280	98,000.00	Martin Kaymer T49	76-68-73-74	291	54,500.00
Nicolas Colsaerts T18	71-71-67-72	281	93,000.00	Carl Pettersson T49	71-75-71-74	291	54,500.00
Bubba Watson T18	66-69-71-75	281	93,000.00	Nick Watney T49	69-71-77-74	291	54,500.00
Alexander Noren T20	69-70-72-71	282	88,000.00	George Coetzee T53	70-69-73-80	292	50,600.00
John Senden T20	69-69-70-74	282	88,000.00	Stephen Gallacher T53	74-75-69-74	292	50,600.00
Webb Simpson T20	72-67-71-72	282	88,000.00	Ryan Moore T53	73-71-72-76	292	50,600.00
Scott Jamieson T23	70-69-72-72	283	83,000.00	Thorbjorn Olesen T53	75-75-70-72	292	50,600.00
Matteo Manassero T23	71-71-75-66	283	83,000.00	Thaworn Wiratchant T53	69-69-77-77	292	50,600.00
Hunter Mahan T25	67-72-71-74	284	79,000.00	Mike Hendry T58	72-66-78-77	293	48,750.00
Scott Piercy T25	70-73-69-72	284	79,000.00	Paul Lawrie T58	78-73-72-70	293	48,750.00
Lee Westwood T25	73-69-71-71	284	79,000.00	Tim Clark T60	72-73-71-79	295	47,500.00
Ernie Els T28	73-69-72-71	285	75,000.00	Marcus Fraser T60	73-72-77-73	295	47,500.00
Russell Henley T28	70-72-70-73	285	75,000.00	John Merrick T60	75-72-72-76	295	47,500.00
John Huh T28	71-67-71-76	285	5,000.00	Rafael Cabrera Bello T63	71-74-76-78	299	46,250.00
Franco Molinari T28	78-66-72-69	285	75,000.00	Jamie Donaldson T63	72-77-76-74	299	46,250.00
Ian Poulter T28	68-70-72-75	285	75,000.00	Robert Garrigus 65	75-75-74-76	300	45,500.00
Jason Day T33	74-66-75-71	286	71,500.00				

2012 Cadillac Championship

TPC Blue Monster at Doral, Miami, FL

Purse: \$8,500,000 Par/Yards: 36-36-72/7,334 March 5-11, 2012

LEADERS	First Round	Second Round	Third Round
	Jason Dufner 66 (-6)	Bubba Watson 132 (-12)	Bubba Watson 199 (-17)
	Adam Scott 66 (-6)	Justin Rose 133 (-11)	Keegan Bradley 202 (-14)
	Thomas Bjorn 68 (-4)	Adam Scott 134 (-10)	Justin Rose 202 (-14)
	Charl Schwartzel 68 (-4)	Peter Hanson 135 (-9)	Peter Hanson 204 (-12)
	Aaron Baddeley 69 (-3)	Thomas Bjorn 136 (-8)	Zach Johnson 205 (-11)
	Keegan Bradley 69 (-3)	Keegan Bradley 136 (-8)	Matt Kuchar 205 (-11)
	Miguel A. Jimenez 69 (-3)		
	Juic Pagunsan 69 (-3)		
	Alvaro Quiros 69 (-3)		
	Justin Rose 69 (-3)		
	Kyle Stanley 69 (-3)		
	Steve Stricker 69 (-3)		



CUT: No cut. Seventy-two of 74 players completed 72 holes.

WEATHER: Thursday: Mostly cloudy and windy. High of 80. Winds E 15-25 mph, with gusts up to 31 mph. Friday: Mostly cloudy and windy. High of 80. Winds E 15-25 mph, with gusts up to 31 mph. Saturday: Partly cloudy with a high of 82. Winds E 10-15 mph. Sunday: Partly cloudy with afternoon showers. High of 80. Winds E 15-25 mph.

Winner: Justin Rose 69-64-69-70 272 \$1,400,000.00

JUSTIN ROSE 1	69-64-69-70	272	\$1,400,000.00	Nicolas Colsaerts T35	73-70-70-71	284	\$60,500.00
Bubba Watson 2	70-62-67-74	273	845,000.00	Branden Grace T35	78-72-64-70	284	60,500.00
Rory McIlroy 3	73-69-65-67	274	516,000.00	Dustin Johnson T35	75-68-73-68	284	60,500.00
Peter Hanson T4	70-65-69-71	275	362,500.00	Juic Pagunsan T35	69-71-72-72	284	60,500.00
Charl Schwartzel T4	68-69-70-68	275	362,500.00	Chez Reavie T35	78-68-67-71	284	60,500.00
Luke Donald T6	70-68-69-69	276	260,000.00	Webb Simpson T35	75-66-66-77	284	60,500.00
John Senden T6	76-67-68-65	276	260,000.00	Darren Clarke T43	74-74-68-69	285	55,500.00
Keegan Bradley T8	69-67-66-75	277	165,000.00	Phil Mickelson T43	72-71-71-71	285	55,500.00
Matt Kuchar T8	72-67-66-72	277	165,000.00	Rickie Fowler T45	74-70-72-70	286	52,000.00
Steve Stricker T8	69-70-69-69	277	165,000.00	Retief Goosen T45	74-71-71-70	286	52,000.00
Bo Van Pelt T8	73-65-70-69	277	165,000.00	Miguel A. Jimenez T45	69-71-73-73	286	52,000.00
Aaron Baddeley 12	69-74-68-67	278	120,000.00	Brandt Snedeker T45	75-69-70-72	286	52,000.00
Graeme McDowell T13	75-67-67-70	279	101,000.00	Mark Wilson T45	72-70-72-72	286	52,000.00
Francesco Molinari T13	75-68-71-65	279	101,000.00	Hennie Otto 50	73-66-71-77	287	49,000.00
Adam Scott T13	66-68-74-71	279	101,000.00	Paul Casey T51	76-71-68-73	288	46,875.00
Johnson Wagner T13	70-69-67-73	279	101,000.00	Ben Crane T51	73-71-73-71	288	46,875.00
Charles Howell III T17	70-67-71-72	280	92,000.00	K.T. Kim T51	74-72-70-72	288	46,875.00
Zach Johnson T17	70-68-67-75	280	92,000.00	Kyle Stanley T51	69-69-76-74	288	46,875.00
Nick Watney T17	71-73-69-67	280	92,000.00	Gonzalo Fdez-Castano .. T55	74-70-73-72	289	45,250.00
Greg Chalmers T20	71-70-68-72	281	85,000.00	Geoff Ogilvy T55	73-73-70-73	289	45,250.00
Jason Day T20	73-67-70-71	281	85,000.00	Jbe' Kruger T57	72-71-73-74	290	44,250.00
Robert Karlsson T20	75-68-70-68	281	85,000.00	Alvaro Quiros T57	69-74-71-76	290	44,250.00
Martin Kaymer T20	73-64-70-74	281	85,000.00	Y.E. Yang 59	72-67-76-76	291	43,500.00
Thomas Bjorn T24	68-68-75-71	282	76,000.00	Sergio Garcia T60	75-74-68-76	293	42,000.00
Marcus Fraser T24	76-68-69-69	282	76,000.00	Paul Lawrie T60	70-74-72-77	293	42,000.00
Martin Laird T24	72-73-66-71	282	76,000.00	Louis Oosthuizen T60	77-70-74-72	293	42,000.00
Hunter Mahan T24	71-72-66-73	282	76,000.00	Ian Poulter T60	76-77-71-69	293	42,000.00
Robert Rock T24	75-70-68-69	282	76,000.00	Tadahiro Takayama T60	74-73-75-71	293	42,000.00
Jason Dufner T29	66-72-73-72	283	67,500.00	Rafael Cabrera Bello 65	75-70-75-74	294	40,500.00
Bill Haas T29	74-70-70-69	283	67,500.00	Pablo Larrazabal T66	76-73-71-75	295	39,750.00
Anders Hansen T29	70-72-69-72	283	67,500.00	Vijay Singh T66	75-73-72-75	295	39,750.00
Garth Mulroy T29	73-71-69-70	283	67,500.00	Fredrik Jacobson 68	72-76-71-77	296	39,000.00
Lee Westwood T29	76-67-68-72	283	67,500.00	Alexander Noren 69	74-75-72-76	297	38,500.00
Gary Woodland T29	71-70-70-72	283	67,500.00	Tetsuji Hiratsuka 70	78-73-70-77	298	38,000.00
Jonathan Byrd T35	72-70-70-72	284	60,500.00	Sang-Moon Bae 71	79-76-73-71	299	37,750.00
K.J. Choi T35	74-67-70-73	284	60,500.00	Simon Dyson 72	74-72-73-81	300	37,500.00

2011 Cadillac Championship

TPC Blue Monster at Doral, Miami, FL

Purse: \$8,500,000 Par/Yards: 36-36-72/7,334 March 7-13, 2011

LEADERS	First Round	Second Round	Third Round
	Hunter Mahan 64 (-8)	Hunter Mahan 135 (-9)	Dustin Johnson 203 (-13)
	Ryo Ishikawa 65 (-7)	Martin Kaymer 136 (-8)	Luke Donald 205 (-11)
	Martin Kaymer 66 (-6)	Francesco Molinari 136 (-8)	Matt Kuchar 205 (-11)
	Luke Donald 67 (-5)	Matt Kuchar 137 (-7)	Nick Watney 205 (-11)
	Charley Hoffman 67 (-5)	Martin Laird 137 (-7)	Hunter Mahan 206 (-10)
	Martin Laird 67 (-5)	Rory McIlroy 137 (-7)	Rory McIlroy 206 (-10)
	Nick Watney 67 (-5)	Nick Watney 137 (-7)	Francesco Molinari 206 (-10)
			Adam Scott 206 (-10)

CUT: No cut. All 66 players finished 72 holes.



WEATHER: Thursday: Sunny and cooler. High of 71. Winds NNW at 10-20 mph. The first round was suspended due to a lightning in the area at 11:45 a.m., with wind gusts reaching 52 mph. Play resumed at 2:30 p.m. and was suspended due to darkness at 6:15 p.m. with just 11 players having completed their round. Friday: The first round resumed at 8:32 a.m. and the second round began on schedule with 11:25 a.m. as the first tee time. Sunny and cooler. High of 71. Winds NNW at 10-20 mph. Saturday: Sunny. High of 75. Winds NE at 10-15 mph. Sunday: Mostly sunny. High of 78. Winds E at 10-15 mph.

Winner: Nick Watney 67-70-68-67 272 \$1,400,000.00

NICK WATNEY 1	67-70-68-67	272	\$1,400,000.00				
Dustin Johnson 2	69-69-65-71	274	850,000.00	Jhonattan Vegas T31	69-74-69-74	286	\$69,500.00
Anders Hansen T3	71-69-68-67	275	465,000.00	Thomas Aiken T35	68-75-74-70	287	65,500.00
Francesco Molinari T3	68-68-70-69	275	465,000.00	Kevin Na T35	74-75-69-69	287	65,500.00
Matt Kuchar 5	68-69-68-71	276	350,000.00	Bo Van Pelt T35	71-74-66-76	287	65,500.00
Luke Donald T6	67-72-66-72	277	271,000.00	Camilo Villegas T35	71-71-73-72	287	65,500.00
Adam Scott T6	68-70-68-71	277	271,000.00	K.J. Choi T39	73-69-72-74	288	62,000.00
Rickie Fowler 8	71-73-68-66	278	200,000.00	Edoardo Molinari T39	71-73-70-74	288	62,000.00
Hunter Mahan 9	64-71-71-73	279	175,000.00	Y.E. Yang T39	73-72-72-71	288	62,000.00
Jonathan Byrd T10	70-74-68-68	280	129,000.00	Ryo Ishikawa T42	65-76-70-78	289	59,000.00
Padraig Harrington T10	68-71-68-73	280	129,000.00	Graeme McDowell T42	70-73-71-75	289	59,000.00
Martin Laird T10	67-70-70-73	280	129,000.00	Justin Rose T42	77-71-70-71	289	59,000.00
Rory McIlroy T10	68-69-69-74	280	129,000.00	Jason Day T45	71-76-71-72	290	55,500.00
Tiger Woods T10	70-74-70-66	280	129,000.00	Marcus Fraser T45	69-78-71-72	290	55,500.00
Robert Allenby T15	72-72-69-68	281	100,000.00	D.A. Points T45	68-72-71-79	290	55,500.00
Ernie Els T15	69-70-73-69	281	100,000.00	Ian Poulter T45	73-70-74-73	290	55,500.00
Kevin Streelman T15	68-72-72-69	281	100,000.00	S.S.P. Chowrasia T49	74-72-72-73	291	50,500.00
Paul Casey T18	70-71-69-72	282	89,000.00	Jim Furyk T49	74-71-71-75	291	50,500.00
Louis Oosthuizen T18	71-73-67-71	282	89,000.00	Kyung-tae Kim T49	73-70-73-75	291	50,500.00
Steve Stricker T18	68-71-69-74	282	89,000.00	Geoff Ogilvy T49	76-73-72-70	291	50,500.00
Lee Westwood T18	70-74-70-68	282	89,000.00	Ryan Palmer T49	73-73-68-77	291	50,500.00
Ryan Moore T22	70-74-70-69	283	83,000.00	Mark Wilson T49	72-75-71-73	291	50,500.00
Vijay Singh T22	68-72-68-75	283	83,000.00	Peter Hanson T55	73-73-73-73	292	45,500.00
Charley Hoffman T24	67-75-73-69	284	77,250.00	Yuta Ikeda T55	74-73-74-71	292	45,500.00
Zach Johnson T24	72-75-68-69	284	77,250.00	Miguel A. Jimenez T55	71-72-73-76	292	45,500.00
Martin Kaymer T24	66-70-74-74	284	77,250.00	Phil Mickelson T55	73-71-72-76	292	45,500.00
Charl Schwartzel T24	71-71-75-67	284	77,250.00	Seung-yul Noh 59	72-70-79-72	293	43,000.00
Aaron Baddeley T28	72-66-73-74	285	73,000.00	Anthony Kim 60	80-74-68-72	294	42,500.00
Thomas Bjorn T28	71-73-70-71	285	73,000.00	Rhys Davies T61	73-76-72-74	295	41,500.00
Rory Sabbatini T28	74-74-67-70	285	73,000.00	Ross Fisher T61	69-76-76-74	295	41,500.00
Retief Goosen T31	69-76-68-73	286	69,500.00	Hirofumi Fujita T61	71-73-74-77	295	41,500.00
Bill Haas T31	74-68-71-73	286	69,500.00	Alvaro Quiros T64	70-77-74-75	296	40,250.00
Robert Karlsson T31	69-73-71-73	286	69,500.00	Peter Senior T64	75-73-73-75	296	40,250.00
				Jeff Overton 66	75-77-73-73	298	39,750.00

2010 CA Championship

TPC Blue Monster, Doral Golf Resort & Spa Purse: \$8,500,000 Par/Yards: 36-36-72/7,266 March 11-14, 2010

LEADERS	First Round	Second Round	Third Round
	Charl Schwartzel..... 67 (-5)	Ernie Els 134 (-10)	Charl Schwartzel..... 204 (-12)
	Robert Allenby..... 68 (-4)	Robert Allenby..... 135 (-9)	Ernie Els 204 (-12)
	Vijay Singh..... 68 (-4)	Bill Haas..... 137 (-7)	Padraig Harrington..... 205 (-11)
	Ernie Els 68 (-4)	Charl Schwartzel..... 137 (-7)	Robert Allenby..... 206 (-10)
		Soren Hansen..... 138 (-6)	Bill Haas..... 207 (-9)
		Padraig Harrington..... 138 (-6)	

CUT: There was no cut. All 68 players completed 72 holes.

WEATHER: Thursday: Highs in the upper 70s with wind gusts to 25-30 mph. Friday: Temperatures in the lower 80s with S-SW winds at 15-25 mph. Rain began in the afternoon, with total rainfall of 1.15 inches. With the rain, temperatures dropped into the mid-60s. Play was suspended at 1:28 p.m. due to dangerous weather with 10 of the 23 groups completing play. Play resumed at 1:50 p.m. and was suspended again at 2:37 p.m. with 17 of the 23 groups completing play. Play resumed at 5:12 p.m. Saturday: Mostly sunny skies with a high in the upper 70s and W winds at 10-20 mph. Sunday: Mostly sunny with temperatures reaching the upper 70s with W winds increasing to 12-22 mph.



Winner: Ernie Els 68-66-70-66 270 \$1,400,000.00

ERNIE ELS 1	68-66-70-66	270	\$1,400,000.00	Lee Westwood..... T30	74-68-74-69	285	\$70,000.00
Charl Schwartzel..... 2	67-70-67-70	274	850,000.00	Y.E. Yang..... T30	73-72-75-65	285	70,000.00
Martin Kaymer..... T3	70-72-66-69	277	426,666.67	Stewart Cink..... T37	75-74-72-65	286	62,500.00
Matt Kuchar..... T3	71-71-67-68	277	426,666.67	Ben Crane..... T37	74-73-69-70	286	62,500.00
Padraig Harrington..... T3	70-68-67-72	277	426,666.66	Gonzalo Fdez-Castano.. T37	72-68-71-75	286	62,500.00
Paul Casey..... T6	69-72-68-69	278	214,300.00	Jim Furyk..... T37	70-76-69-71	286	62,500.00
Bill Haas..... T6	71-66-70-71	278	214,300.00	Sergio Garcia..... T37	74-72-71-69	286	62,500.00
Graeme McDowell..... T6	74-68-70-66	278	214,300.00	Zach Johnson..... T37	76-70-71-69	286	62,500.00
Alistair Presnell..... T6	72-70-72-64	278	214,300.00	Ian Poulter..... T37	72-78-72-64	286	62,500.00
Alvaro Quiros..... T6	72-69-69-68	278	214,300.00	Henrik Stenson..... T37	71-72-71-72	286	62,500.00
John Senden..... T11	69-70-71-69	279	126,666.67	Ross Fisher..... T45	73-72-70-72	287	56,000.00
Vijay Singh..... T11	68-71-70-70	279	126,666.67	Anders Hansen..... T45	76-70-74-67	287	56,000.00
Robert Allenby..... T11	68-67-71-73	279	126,666.66	Geoff Ogilvy..... T45	72-71-75-69	287	56,000.00
Phil Mickelson..... T14	71-69-72-68	280	107,500.00	Ryan Palmer..... T45	79-68-72-68	287	56,000.00
Francesco Molinari..... T14	69-71-72-68	280	107,500.00	Kenny Perry..... T45	73-74-68-72	287	56,000.00
Steve Stricker..... T16	73-69-71-68	281	97,500.00	Angel Cabrera..... T50	74-71-70-73	288	50,500.00
Camilo Villegas..... T16	72-68-70-71	281	97,500.00	Simon Dyson..... T50	72-73-73-70	288	50,500.00
Jason Dufner..... T18	73-69-75-65	282	89,000.00	Jerry Kelly..... T50	70-72-73-73	288	50,500.00
Soren Hansen..... T18	69-69-71-73	282	89,000.00	Kevin Na..... T50	78-70-70-70	288	50,500.00
J.B. Holmes..... T18	69-70-73-70	282	89,000.00	Adam Scott..... T50	74-69-71-74	288	50,500.00
Sean O'Hair..... T18	71-71-74-66	282	89,000.00	David Toms..... T50	72-72-72-72	288	50,500.00
Tim Clark..... T22	70-69-74-70	283	81,000.00	Lucas Glover..... T56	72-72-71-75	290	45,500.00
Yuta Ikeda..... T22	71-68-74-70	283	81,000.00	Retief Goosen..... T56	76-71-73-70	290	45,500.00
Anthony Kim..... T22	71-73-71-68	283	81,000.00	Thongchai Jaidee..... T56	73-72-73-72	290	45,500.00
Heath Slocum..... T22	74-71-70-68	283	81,000.00	Dustin Johnson..... T56	69-72-76-73	290	45,500.00
Luke Donald..... T26	70-75-69-70	284	75,500.00	Soren Kjeldsen..... 60	74-78-73-66	291	43,000.00
Peter Hanson..... T26	74-66-74-70	284	75,500.00	Edoardo Molinari..... 61	72-74-72-74	292	42,500.00
Nick Watney..... T26	73-72-71-68	284	75,500.00	Robert Karlsson..... 62	78-70-73-72	293	42,000.00
Mike Weir..... T26	73-66-75-70	284	75,500.00	Miguel A. Jimenez..... T63	73-75-73-73	294	41,250.00
Brian Gay..... T30	74-69-74-68	285	70,000.00	Marc Leishman..... T63	78-73-71-72	294	41,250.00
WC Liang..... T30	72-69-71-73	285	70,000.00	Steve Marino..... T65	75-71-77-72	295	40,625.00
Hunter Mahan..... T30	72-70-69-74	285	70,000.00	Rory McIlroy..... T65	76-73-73-73	295	40,625.00
Ross McGowan..... T30	76-71-70-68	285	70,000.00	Oliver Wilson..... 67	78-74-77-67	296	40,250.00
Scott Verplank..... T30	76-72-69-68	285	70,000.00	Michael Sim..... 68	75-74-77-74	300	40,000.00

2009 CA Championship

Doral Golf Resort & Spa (Blue Course)

Purse: \$8,500,000


Par/Yards: 36-36-72/7,266

March 12-15, 2009

LEADERS		First Round	Second Round	Third Round
	Jeev Milkha Singh.....	65 (-7)	Phil Mickelson.....	Phil Mickelson.....
	Retief Goosen.....	65 (-7)	Nick Watney.....	Nick Watney.....
	Prayad Marksaeng.....	65 (-7)	Kenny Perry.....	Jeev Milkha Singh.....
	Phil Mickelson.....	65 (-7)	Rory McIlroy.....	Camilo Villegas.....
	Nick Watney.....	66 (-6)	Prayad Marksaeng.....	Five players at.....
	Rod Pampling.....	66 (-6)	Camilo Villegas.....	
	James Kingston.....	66 (-6)	Rod Pampling.....	
	Padraig Harrington.....	66 (-6)		

CUT: There was no cut. 79 of 80 professionals completed 72 holes.

WEATHER: Thursday: Partly cloudy and warm with a high of 81. Winds E 10-18 mph. Friday: Partly cloudy with light sprinkles and a high of 80. E-SE winds 10-18 mph. Saturday: Partly cloudy with a high of 82. Winds SE 12-20 mph. Sunday: Partly cloudy with a high of 84. Winds SE 12-20 mph.



Winner: Phil Mickelson 65-66-69-69 269 \$1,400,000.00

PHIL MICKELSON.....	1	65-66-69-69	269	\$1,400,000.00	Ken Duke.....	T40	71-75-67-71	284	\$58,500.00
Nick Watney.....	2	66-67-67-70	270	820,000.00	Richard Finch.....	T40	72-72-69-71	284	58,500.00
Jim Furyk.....	3	68-68-69-67	272	470,000.00	Peter Hanson.....	T40	70-74-72-68	284	58,500.00
Jeev M. Singh.....	4	65-71-68-70	274	360,000.00	Ryuji Imada.....	T40	70-71-69-74	284	58,500.00
Camilo Villegas.....	T5	67-68-69-71	275	275,000.00	Geoff Ogilvy.....	T40	73-69-70-72	284	58,500.00
Oliver Wilson.....	T5	67-70-72-66	275	275,000.00	Mark Brown.....	T46	73-71-68-73	285	52,000.00
Thomas Aiken.....	T7	74-66-71-65	276	192,500.00	Darren Clarke.....	T46	74-71-71-69	285	52,000.00
Soren Kjeldsen.....	T7	70-66-69-71	276	192,500.00	Ross Fisher.....	T46	71-69-72-73	285	52,000.00
Justin Leonard.....	T9	69-69-68-71	277	142,500.00	Shingo Katayama.....	T46	70-70-72-73	285	52,000.00
Rod Pampling.....	T9	66-69-71-71	277	142,500.00	Garth Mulroy.....	T46	70-70-72-73	285	52,000.00
Kenny Perry.....	T9	70-64-71-72	277	142,500.00	Andres Romero.....	T46	67-71-77-70	285	52,000.00
Tiger Woods.....	T9	71-70-68-68	277	142,500.00	D.J. Trahan.....	T46	77-71-66-71	285	52,000.00
Soren Hansen.....	T13	74-69-64-71	278	97,142.86	Chad Campbell.....	T53	72-70-70-74	286	46,000.00
Prayad Marksaeng.....	T13	65-70-72-71	278	97,142.86	Zach Johnson.....	T53	70-72-72-72	286	46,000.00
Sean O'Hair.....	T13	67-70-74-67	278	97,142.86	Hunter Mahan.....	T53	71-74-68-73	286	46,000.00
Ian Poulter.....	T13	69-67-73-69	278	97,142.86	Rory Sabbatini.....	T53	69-74-74-69	286	46,000.00
Steve Stricker.....	T13	69-70-70-69	278	97,142.86	Vijay Singh.....	T53	69-72-71-74	286	46,000.00
Charley Hoffman.....	T13	68-70-67-73	278	97,142.85	Anthony Kim.....	58	71-69-72-75	287	43,000.00
Alvaro Quiros.....	T13	72-64-69-73	278	97,142.85	K.J. Choi.....	T59	73-73-72-70	288	41,500.00
Luke Donald.....	T20	69-70-68-72	279	80,142.86	Stewart Cink.....	T59	73-73-69-73	288	41,500.00
Ernie Els.....	T20	70-71-68-70	279	80,142.86	Stuart Appleby.....	T61	71-71-69-78	289	39,550.00
Padraig Harrington.....	T20	66-71-71-71	279	80,142.86	Dudley Hart.....	T61	71-75-73-70	289	39,550.00
Louis Oosthuizen.....	T20	67-69-73-70	279	80,142.86	Kevin Sutherland.....	T61	74-76-68-71	289	39,550.00
Justin Rose.....	T20	73-70-68-68	279	80,142.86	Boo Weekley.....	T61	69-75-75-70	289	39,550.00
James Kingston.....	T20	66-74-67-72	279	80,142.85	Lee Westwood.....	T61	71-71-78-69	289	39,550.00
Rory McIlroy.....	T20	68-66-72-73	279	80,142.85	Retief Goosen.....	T66	65-76-73-76	290	38,125.00
Tim Clark.....	27	71-71-69-69	280	74,000.00	Wen-Tang Lin.....	T66	75-70-70-75	290	38,125.00
Robert Allenby.....	T28	69-71-72-69	281	72,000.00	Graeme McDowell.....	T66	73-74-70-73	290	38,125.00
Ben Curtis.....	T28	71-69-71-70	281	72,000.00	Adam Scott.....	T66	71-76-72-71	290	38,125.00
Davis Love III.....	T28	70-71-70-70	281	72,000.00	Trevor Immelman.....	T70	74-76-72-69	291	37,375.00
Briny Baird.....	T31	70-68-71-73	282	68,500.00	John Rollins.....	T70	76-71-71-73	291	37,375.00
Paul Casey.....	T31	71-66-72-73	282	68,500.00	Bubba Watson.....	72	72-71-74-75	292	37,000.00
Sergio Garcia.....	T31	72-72-68-70	282	68,500.00	Richard Sterne.....	73	70-76-72-75	293	36,750.00
Robert Karlsson.....	T31	71-70-72-69	282	68,500.00	Y.E. Yang.....	74	73-70-73-78	294	36,500.00
Dustin Johnson.....	T35	70-66-71-76	283	64,000.00	Miguel A. Jimenez.....	75	69-72-76-78	295	36,250.00
Martin Kaymer.....	T35	73-68-70-72	283	64,000.00	Azuma Yano.....	76	77-71-76-73	297	36,000.00
Pat Perez.....	T35	70-68-72-73	283	64,000.00	Billy Mayfair.....	T77	75-72-75-76	298	35,625.00
Carl Pettersson.....	T35	74-69-69-71	283	64,000.00	Henrik Stenson.....	T77	69-73-73-83	298	35,625.00
Mike Weir.....	T35	71-69-70-73	283	64,000.00	Pablo Larrazabal.....	79	76-71-75-77	299	35,250.00
Stephen Ames.....	T40	72-70-71-71	284	58,500.00					

2008 CA Championship

Doral Golf Resort & Spa (Blue Course) Purse: \$8,000,000 Par/Yards: 36-36-72/7,266 March 20-24, 2008

LEADERS	First Round	Second Round	Third Round
Geoff Ogilvy	65 (-7)	Geoff Ogilvy	Geoff Ogilvy
Miguel Angel Jimenez.....	65 (-7)	Tiger Woods.....	Vijay Singh
Stewart Cink.....	66 (-6)	Adam Scott.....	Graeme Storm
Phil Mickelson.....	67 (-5)	Robert Karlsson.....	Retief Goosen
Adam Scott.....	67 (-5)	Jeev Singh	Jim Furyk
Anders Hansen.....	67 (-5)	Anders Hansen	Adam Scott.....
Tiger Woods.....	67 (-5)		Tiger Woods.....
Nick O'Hern.....	67 (-5)		Anders Hansen

CUT: There was no cut. 78 of 79 professionals completed 72 holes.



WEATHER: Thursday: Mostly cloudy. High of 83. Friday: Partly cloudy and breezy. High of 78. Winds E 10-20 mph. Saturday: Mostly cloudy early with heavy afternoon thunderstorms. Play was suspended for the day at 1:15 p.m. with 61 players yet to complete their round. High of 83. Sunday: Third round resumed at 9 a.m., with the final round beginning at 11:45 a.m. Play suspended due to a dangerous situation at 2:21 p.m. and then resumed at 5:10 p.m. Play suspended at 7:20 p.m. High of 82. Monday: Final round resumed at 8:30 a.m. and ended at 10:41 a.m.

Winner: Geoff Ogilvy 65-67-68-71 271 \$1,350,000.00

GEOFF OGILVY	1	65-67-68-71	271	\$1,350,000.00	J.B. Holmes.....	T40	69-72-75-68	284	\$52,500.00
Jim Furyk.....	T2	69-71-64-68	272	530,000.00	Trevor Immelman.....	T40	70-74-70-70	284	52,500.00
Retief Goosen.....	T2	71-69-64-68	272	530,000.00	Brendan Jones	T40	76-75-66-67	284	52,500.00
Vijay Singh.....	T2	73-68-63-68	272	530,000.00	Scott Verplank.....	T40	71-70-74-69	284	52,500.00
Tiger Woods.....	5	67-66-72-68	273	285,000.00	Woody Austin.....	T44	70-70-74-71	285	48,875.00
Steve Stricker.....	T6	71-68-73-63	275	198,333.34	Niclas Fasth.....	T44	72-69-70-74	285	48,875.00
Nick O'Hern.....	T6	67-75-67-66	275	198,333.33	Hunter Mahan.....	T44	72-72-71-70	285	48,875.00
Graeme Storm.....	T6	71-70-63-71	275	198,333.33	Richard Sterne.....	T44	71-77-67-70	285	48,875.00
Zach Johnson.....	T9	69-72-67-68	276	147,500.00	Graeme McDowell.....	T48	72-71-70-73	286	47,000.00
Adam Scott.....	T9	67-68-69-72	276	147,500.00	Andrew McLardy.....	T48	74-74-70-68	286	47,000.00
Soren Kjeldsen.....	11	69-71-71-66	277	125,000.00	Brandt Snedeker.....	T48	74-70-72-70	286	47,000.00
K.J. Choi.....	T12	70-70-67-71	278	106,166.67	Paul Casey.....	T51	72-75-67-73	287	44,750.00
Anders Hansen.....	T12	67-71-67-73	278	106,166.67	S.S.P. Chowrasia.....	T51	74-73-68-72	287	44,750.00
Tim Clark.....	T12	71-69-66-72	278	106,166.66	Nick Dougherty.....	T51	70-73-71-73	287	44,750.00
Stephen Ames.....	T15	73-68-68-70	279	86,700.00	Richard Green.....	T51	74-72-71-70	287	44,750.00
Aaron Baddeley.....	T15	69-74-70-66	279	86,700.00	Charles Howell III.....	T51	69-76-72-70	287	44,750.00
Sergio Garcia.....	T15	69-73-69-68	279	86,700.00	Arron Oberholser.....	T51	72-70-72-73	287	44,750.00
Gregory Havret.....	T15	68-74-68-69	279	86,700.00	Martin Kaymer.....	T57	68-74-73-73	288	42,250.00
Justin Rose.....	T15	70-71-70-68	279	86,700.00	Ian Poulter.....	T57	71-72-72-73	288	42,250.00
Robert Allenby.....	T20	69-75-66-70	280	75,000.00	Henrik Stenson.....	T57	72-72-76-68	288	42,250.00
Stewart Cink.....	T20	66-74-71-69	280	75,000.00	D.J. Trahan.....	T57	74-73-75-66	288	42,250.00
Luke Donald.....	T20	68-72-70-70	280	75,000.00	Peter Hanson.....	T61	71-74-73-73	291	40,250.00
Phil Mickelson.....	T20	67-74-70-69	280	75,000.00	Chapchai Nirat.....	T61	70-70-74-77	291	40,250.00
John Rollins.....	T20	74-71-67-68	280	75,000.00	Paul Sheehan.....	T61	72-73-72-74	291	40,250.00
Mike Weir.....	T20	73-69-67-71	280	75,000.00	Brett Wetterich.....	T61	70-74-76-71	291	40,250.00
Miguel A. Jimenez.....	T26	65-74-71-71	281	66,500.00	Jonathan Byrd.....	T65	74-74-72-72	292	38,500.00
Jeev M. Singh.....	T26	68-70-70-73	281	66,500.00	Anton Haig.....	T65	72-80-73-67	292	38,500.00
Toru Taniguchi.....	T26	68-73-72-68	281	66,500.00	Colin Montgomerie.....	T65	75-74-70-73	292	38,500.00
Camilo Villegas.....	T26	71-72-68-70	281	66,500.00	Louis Oosthuizen.....	T68	74-72-70-77	293	37,625.00
Mark Calcavecchia.....	T30	68-71-71-72	282	62,500.00	Liang Wen-chong.....	T68	74-74-71-74	293	37,625.00
Robert Karlsson.....	T30	68-70-70-74	282	62,500.00	Soren Hansen.....	T70	77-77-68-72	294	37,000.00
Andres Romero.....	T30	68-72-73-69	282	62,500.00	James Kingston.....	T70	74-75-68-77	294	37,000.00
Boo Weekley.....	T30	72-73-69-68	282	62,500.00	Rory Sabbatini.....	T70	72-74-69-79	294	37,000.00
Stuart Appleby.....	T34	73-71-68-71	283	57,500.00	Shingo Katayama.....	T73	75-76-72-72	295	36,375.00
Daniel Chopra.....	T34	72-70-69-72	283	57,500.00	Craig Parry.....	T73	73-75-72-75	295	36,375.00
Ross Fisher.....	T34	68-73-70-72	283	57,500.00	Ernie Els.....	75	74-75-73-74	296	36,000.00
Ryuji Imada.....	T34	68-73-73-69	283	57,500.00	Mark Brown.....	76	73-74-76-74	297	35,750.00
Justin Leonard.....	T34	69-74-70-70	283	57,500.00	Heath Slocum.....	77	74-72-78-74	298	35,500.00
Lee Westwood.....	T34	71-72-72-68	283	57,500.00					

2007 CA Championship

Doral Golf Resort & Spa (Blue Course) Purse: \$8,000,000 Par/Yards: 36-36-72/7,266 March 19-25, 2007

LEADERS		First Round	Second Round	Third Round
	Robert Allenby.....	67 (-5)	Tiger Woods.....137 (-7)	Tiger Woods.....205 (-11)
	Henrik Stenson.....	67 (-5)	Rod Pamplng.....	Brett Wetterich.....
	Thomas Bjorn.....	68 (-4)	Aaron Baddeley.....	Nick O'Hern.....
	Aaron Baddeley.....	69 (-3)	Thomas Bjorn.....	
	Charles Howell III.....	69 (-3)	Ernie Els.....	
	Jose Maria Olazabal.....	69 (-3)	Charles Howell III.....	
	Tiger Woods.....	71 (T10)	Trevor Immelman.....	
			Zach Johnson.....	
			Henrik Stenson.....	

CUT: There was no cut. 70 of 72 professionals completed 72 holes.



WEATHER: Cloudy and breezy Thursday, with a high of 76. Showers throughout the day with a total of .9 inches of rain. Wind 20-25 mph, with gusts up to 30 mph. Partly cloudy and breezy Friday, with an afternoon high in the lower 80s. Winds out of the E-NE at 15-25 mph. A few showers in late afternoon. Sunny and breezy Saturday, with an afternoon high in the low 80s. Winds out of the E-NE at 15-25 mph. A few showers throughout the day. Partly cloudy Sunday, with winds E-NE 15-25 mph and a high of 81.

Winner: Tiger Woods 71-66-68-73 278 \$1,350,000.00

TIGER WOODS.....	1	71-66-68-73	278	\$1,350,000.00					
Brett Wetterich.....	2	72-70-67-71	280	800,000.00	Chad Campbell.....	T35	75-74-72-72	293	\$56,500.00
Robert Allenby.....	T3	67-74-74-67	282	378,333.34	Jim Furyk.....	T35	70-73-72-78	293	56,500.00
Sergio Garcia.....	T3	71-70-71-70	282	378,333.33	Trevor Immelman.....	T35	72-68-74-79	293	56,500.00
Geoff Ogilvy.....	T3	72-69-71-70	282	378,333.33	Jose Maria Olazabal.....	T35	69-80-72-72	293	56,500.00
Aaron Baddeley.....	T6	69-71-71-72	283	212,500.00	Carl Pettersson.....	T35	72-72-74-75	293	56,500.00
Niclas Fasth.....	T6	72-70-70-71	283	212,500.00	Rory Sabbatini.....	T35	71-75-73-74	293	56,500.00
Nick O'Hern.....	T6	72-72-66-73	283	212,500.00	Charl Schwartzel.....	T35	75-74-70-74	293	56,500.00
Paul Casey.....	T9	76-70-66-72	284	157,500.00	Steve Stricker.....	T35	74-69-73-77	293	56,500.00
Zach Johnson.....	T9	72-68-73-71	284	157,500.00	Paul Broadhurst.....	T45	73-71-73-77	294	49,000.00
Thomas Bjorn.....	T11	68-72-71-74	285	111,000.00	John Bickerton.....	T45	74-68-73-79	294	49,000.00
Ernie Els.....	T11	70-70-71-74	285	111,000.00	Johan Edfors.....	T45	74-73-74-73	294	49,000.00
Robert Karlsson.....	T11	74-74-68-69	285	111,000.00	Arron Oberholser.....	T45	74-76-71-73	294	49,000.00
Tom Pernice, Jr.....	T11	71-70-70-74	285	111,000.00	David Toms.....	T45	72-72-76-74	294	49,000.00
Vijay Singh.....	T11	74-68-69-74	285	111,000.00	John Bickerton.....	T50	77-72-74-72	295	45,000.00
Ian Poulter.....	T16	73-68-75-70	286	87,333.34	Paul Goydos.....	T50	74-75-70-76	295	45,000.00
Charles Howell III.....	T16	69-71-71-75	286	87,333.33	Louis Oosthuizen.....	T50	74-75-77-69	295	45,000.00
Dean Wilson.....	T16	73-75-66-72	286	87,333.33	Brett Quigley.....	T50	73-72-73-77	295	45,000.00
Angel Cabrera.....	T19	72-70-75-70	287	80,000.00	Mike Weir.....	T50	73-75-73-74	295	45,000.00
K.J. Choi.....	T19	71-73-71-72	287	80,000.00	J.J. Henry.....	T55	73-74-78-71	296	43,000.00
Padraig Harrington.....	T19	73-70-73-71	287	80,000.00	David Howell.....	T55	74-73-73-76	296	43,000.00
Henrik Stenson.....	T19	67-73-72-75	287	80,000.00	Colin Montgomerie.....	T55	76-72-73-75	296	43,000.00
Thongchai Jaidee.....	T23	72-74-70-72	288	74,000.00	Ben Curtis.....	T58	76-75-69-77	297	41,500.00
Phil Mickelson.....	T23	77-72-70-69	288	74,000.00	Retief Goosen.....	T58	77-70-78-72	297	41,500.00
Mark Wilson.....	T25	74-72-72-71	289	71,000.00	Nathan Green.....	T58	72-71-76-78	297	41,500.00
Luke Donald.....	T26	74-70-75-71	290	69,500.00	Charley Hoffman.....	T61	75-75-77-72	299	40,250.00
Lucas Glover.....	T26	73-73-72-72	290	69,500.00	Adam Scott.....	T61	76-71-72-80	299	40,250.00
Stephen Ames.....	T28	74-70-74-73	291	66,500.00	Tim Clark.....	T63	76-78-71-75	300	39,250.00
Rod Pamplng.....	T28	70-69-74-78	291	66,500.00	Hennie Otto.....	T63	74-73-74-79	300	39,250.00
John Rollins.....	T28	73-70-70-78	291	66,500.00	Joe Durant.....	T65	73-73-77-78	301	38,000.00
Jeev M. Singh.....	T28	74-70-70-77	291	66,500.00	Anthony Wall.....	T65	80-73-75-73	301	38,000.00
Mark Calcavecchia.....	T32	74-71-70-77	292	63,000.00	Yong-Eun Yang.....	T65	76-77-73-75	301	38,000.00
Chris DiMarco.....	T32	76-72-69-75	292	63,000.00	Prom Meesawat.....	T68	74-71-82-77	304	36,750.00
Anton Haig.....	T32	75-69-74-74	292	63,000.00	Kevin Stadler.....	T68	73-71-78-82	304	36,750.00
Stuart Appleby.....	T35	79-72-71-71	293	56,500.00	Hideto Tanihara.....	70	80-75-73-77	305	36,000.00
Bart Bryant.....	T35	71-73-75-74	293	56,500.00	Michael Campbell.....	71	77-76-78-75	306	35,750.00
					Shingo Katayama.....	72	81-78-74-75	308	35,500.00

2006 American Express Championship

The Grove

Purse: \$7,500,000

Par/Yards: 35-36-71/7,125

September 28-October 1, 2006

LEADERS	First Round	Tiger Woods 63 (-8)	Tiger Woods 127 (-15)	Adam Scott 200 (-13)
	Padraig Harrington 64 (-7)	Stewart Cink 132 (-10)	Stewart Cink 132 (-10)	Jim Furyk 201 (-12)
	Ian Poulter 64 (-7)	Jim Furyk 132 (-10)	Jim Furyk 132 (-10)	Brett Quigley 201 (-12)
	Stewart Cink 65 (-6)	David Howell 132 (-10)	David Howell 132 (-10)	Stewart Cink 202 (-11)
	Ernie Els 65 (-6)	Padraig Harrington 133 (-9)	Padraig Harrington 133 (-9)	
	Second Round	Third Round	Tiger Woods 194 (-19)	

CUT: There was no cut. 60 of 62 professionals completed 72 holes.



WEATHER: Thursday: Cloudy all day with temperatures in the low 60s with very light winds. Friday: Cloudy and cooler with a high of 55. Winds S 12-18 mph with patches of rain in the late afternoon. Saturday: Cloudy and cool with a high of 56. Winds SW 10-15 mph. Sunday: Due to impending threatening weather, players were in threesomes off two tees (9-10:39 a.m.). High temperature was 62. Winds SW 10-15 mph. There were several heavy downpours and two delays due to dangerous situations. Play was suspended from 12:57-3:05 p.m. and 4:12-4:50 p.m. for a total delay of two hours, 46 minutes.

Winner: Tiger Woods 63-64-67-67 261 \$1,300,000.00

TIGER WOODS.....	1	63-64-67-67	261	\$1,300,000.00					
Ian Poulter	T2	64-71-68-66	269	610,000.00	Angel Cabrera	T26	71-70-67-73	281	\$66,666.66
Adam Scott	T2	67-68-65-69	269	610,000.00	Chad Campbell	T32	67-70-73-72	282	61,000.00
Jim Furyk	4	67-65-69-69	270	345,000.00	K.J. Choi	T32	72-66-73-71	282	61,000.00
Ernie Els	5	65-70-69-67	271	290,000.00	Sergio Garcia	T32	69-73-71-69	282	61,000.00
Stuart Appleby	T6	71-66-70-66	273	216,666.67	Louis Oosthuizen	T32	71-70-72-69	282	61,000.00
Brett Wetterich	T6	70-66-69-68	273	216,666.67	Lee Westwood	T32	71-66-73-72	282	61,000.00
Luke Donald	T6	68-70-67-68	273	216,666.66	J.J. Henry	37	70-70-70-73	283	58,000.00
Trevor Immelman	T9	68-68-68-70	274	150,000.00	Simon Dyson	T38	67-69-75-73	284	56,000.00
Thongchai Jaidee	T9	71-67-71-65	274	150,000.00	Rod Pampling	T38	70-69-72-73	284	56,000.00
Brett Quigley	T9	70-64-67-73	274	150,000.00	Scott Verplank	T38	70-68-73-73	284	56,000.00
Arron Oberholser	12	69-72-66-68	275	120,000.00	Thomas Bjorn	T41	70-71-73-71	285	52,500.00
Stewart Cink	T13	65-67-70-74	276	98,375.00	Colin Montgomerie	T41	72-67-69-77	285	52,500.00
Lucas Glover	T13	69-68-68-71	276	98,375.00	Rory Sabbatini	T41	73-67-73-72	285	52,500.00
David Howell	T13	66-66-71-73	276	98,375.00	Charl Schwartzel	T41	73-69-70-73	285	52,500.00
Henrik Stenson	T13	68-67-68-73	276	98,375.00	John Bickerton	T45	72-73-75-67	287	49,000.00
Padraig Harrington	T17	64-69-71-73	277	85,000.00	Retief Goosen	T45	71-70-75-71	287	49,000.00
Jose Maria Olazabal	T17	70-67-71-69	277	85,000.00	Zach Johnson	T45	70-71-73-73	287	49,000.00
Carl Pettersson	T17	69-70-67-71	277	85,000.00	Tim Herron	T48	73-69-71-75	288	46,500.00
Jyoti Randhawa	T17	66-71-71-69	277	85,000.00	Tom Pernice, Jr.	T48	69-70-71-78	288	46,500.00
Robert Karlsson	21	67-76-72-64	279	80,000.00	Paul Broadhurst	T50	74-72-70-73	289	44,000.00
Michael Campbell	T22	69-71-69-71	280	75,000.00	Tetsuji Hiratsuka	T50	73-69-71-76	289	44,000.00
Chris DiMarco	T22	69-70-70-71	280	75,000.00	Anthony Wall	T50	71-76-68-74	289	44,000.00
Johan Edfors	T22	70-68-71-71	280	75,000.00	David Toms	53	73-75-69-73	290	42,000.00
Dean Wilson	T22	71-70-70-69	280	75,000.00	Sean O'Hair	T54	70-75-71-75	291	40,500.00
Bart Bryant	T26	70-74-67-70	281	66,666.67	Thaworn Wiratchant	T54	71-71-75-74	291	40,500.00
Tim Clark	T26	68-70-73-70	281	66,666.67	Paul Casey	T56	74-75-72-71	292	38,500.00
Darren Clarke	T26	68-71-72-70	281	66,666.67	Vijay Singh	T56	73-75-72-72	292	38,500.00
Nick O'Hern	T26	67-69-75-70	281	66,666.67	Craig Parry	58	74-74-70-75	293	37,000.00
Robert Allenby	T26	69-73-69-70	281	66,666.66	Gregory Bourdy	T59	74-77-71-75	297	35,500.00
					Toru Taniguchi	T59	73-73-76-75	297	35,500.00

2005 American Express Championship

Harding Park Golf Course

Purse: \$7,500,000

Par/Yards: 35-35-70/7,266

October 6-9, 2005

LEADERS		First Round	Second Round	Third Round
	Colin Montgomerie	64 (-6)	Colin Montgomerie	133 (-7)
	Olin Browne	67 (-3)	John Daly	134 (-6)
	Mark Calcavecchia	67 (-3)	David Howell	134 (-6)
	Chad Campbell	67 (-3)	Angel Cabrera	135 (-5)
	John Daly	67 (-3)	Mark Calcavecchia	135 (-5)
	Fred Funk	67 (-3)	Fred Funk	135 (-5)
	Sergio Garcia	67 (-3)	Jim Furyk	135 (-5)
	David Howell	67 (-3)	Sean O'Hair	135 (-5)
	Rod Pampling	67 (-3)	Tiger Woods	135 (-5)
	Ian Poulter	67 (-3)		
	Vijay Singh	67 (-3)		
	Tiger Woods	67 (-3)		
				John Daly
				Colin Montgomerie
				Sergio Garcia
				Tiger Woods

CUT: There was no cut. 69 of 71 professionals completed 72 holes.



WEATHER: Thursday: Sunny and unseasonably warm with a high of 73 degrees. Cooling temperatures in the afternoon. Winds WNW 10-15 mph. Friday: Patchy fog in the morning. Cloudy most of the day with a high of 61. Winds WNW 10-15 mph. Saturday: Mostly sunny and cool with a high of 64 degrees. Winds WNW 15 mph with gusts up to 25 mph. Sunday: Mostly sunny with temperatures reaching 68 degrees. Winds NW 10-12 mph.

Winner: Tiger Woods 67-68-68-67 270 \$1,300,000.00
(Def. John Daly with a par-4 on the second playoff hole)

TIGER WOODS	1	67-68-68-67	270	\$1,300,000.00
John Daly	2	67-67-67-69	270	750,000.00
Henrik Stenson	T3	70-67-67-68	272	353,666.67
Sergio Garcia	T3	67-69-67-69	272	353,666.66
Colin Montgomerie	T3	64-69-69-70	272	353,666.66
David Howell	T6	67-67-74-67	275	187,500.00
Graeme McDowell	T6	69-70-68-68	275	187,500.00
Vijay Singh	T6	67-70-69-69	275	187,500.00
David Toms	T6	68-68-70-69	275	187,500.00
Stephen Ames	T10	72-64-71-69	276	140,000.00
Stuart Appleby	T11	71-65-69-72	277	115,000.00
Luke Donald	T11	70-71-68-68	277	115,000.00
Davis Love III	T11	71-68-71-67	277	115,000.00
Shigeki Maruyama	T11	74-69-67-67	277	115,000.00
Fred Couples	T15	74-69-66-69	278	87,333.34
Chad Campbell	T15	67-70-70-71	278	87,333.33
Jim Furyk	T15	68-67-71-72	278	87,333.33
Angel Cabrera	T18	69-66-72-72	279	77,000.00
Tim Clark	T18	69-69-72-69	279	77,000.00
Stephen Dodd	T18	70-68-70-71	279	77,000.00
Bradley Dredge	T18	69-69-72-69	279	77,000.00
Ian Poulter	T18	67-70-72-70	279	77,000.00
Charl Schwartzel	T18	72-66-74-67	279	77,000.00
Mike Weir	T18	73-67-70-69	279	77,000.00
Mark Calcavecchia	T25	67-68-74-71	280	66,000.00
Yasuharu Imano	T25	69-68-72-71	280	66,000.00
Brandt Jobe	T25	68-71-71-70	280	66,000.00
Billy Mayfair	T25	69-67-73-71	280	66,000.00
Fred Funk	T29	67-68-75-71	281	60,000.00
Phil Mickelson	T29	71-69-73-68	281	60,000.00
Adam Scott	T29	68-70-69-74	281	60,000.00
Jason Bohn	T32	70-68-70-74	282	57,000.00
Kenny Perry	T32	76-69-69-68	282	57,000.00
Vaughn Taylor	T32	71-72-66-73	282	57,000.00
Paul McGinley	T35	73-65-72-73	283	54,500.00

Sean O'Hair	T35	68-67-71-77	283	\$54,500.00
Olin Browne	T37	67-74-73-70	284	51,500.00
Ben Crane	T37	70-68-76-70	284	51,500.00
Niclas Fasth	T37	70-70-73-71	284	51,500.00
Peter Lonard	T37	73-71-69-71	284	51,500.00
Miguel A. Jimenez	T41	69-70-73-73	285	48,500.00
Rod Pampling	T41	67-71-76-71	285	48,500.00
K.J. Choi	T43	70-71-72-73	286	46,000.00
Zach Johnson	T43	68-69-74-75	286	46,000.00
Simon Yates	T43	73-68-70-75	286	46,000.00
Michael Campbell	T46	71-68-72-76	287	43,250.00
Stewart Cink	T46	70-72-75-70	287	43,250.00
Kenneth Ferrie	T46	74-67-71-75	287	43,250.00
Justin Leonard	T46	75-72-71-69	287	43,250.00
Joe Ogilvie	50	71-74-68-75	288	42,000.00
Nick Dougherty	T51	71-74-72-72	289	40,500.00
Richard Green	T51	69-74-76-70	289	40,500.00
Jose Maria Olazabal	T51	72-72-76-69	289	40,500.00
Jyoti Randhawa	T51	70-70-74-75	289	40,500.00
Lee Westwood	T51	71-75-75-68	289	40,500.00
Bart Bryant	T56	71-76-71-72	290	38,500.00
Mark Hensby	T56	72-74-71-73	290	38,500.00
Nick O'Hern	T56	75-69-71-75	290	38,500.00
Gavin Coles	59	71-74-75-71	291	37,500.00
Thongchai Jaidee	60	73-72-73-74	292	37,000.00
Tom Lehman	61	73-74-72-74	293	36,500.00
Scott Verplank	T62	72-69-76-77	294	35,750.00
Euan Walters	T62	74-72-75-73	294	35,750.00
Chris DiMarco	T64	71-75-73-76	295	34,750.00
S.K. Ho	T64	72-77-71-75	295	34,750.00
Ted Purdy	66	71-75-75-76	297	34,000.00
Padraig Harrington	67	74-72-80-73	299	33,500.00
Neil Cheetham	68	77-78-72-76	303	33,000.00
Warren Abery	69	80-77-75-74	306	32,500.00

2004 American Express Championship

Mount Juliet Conrad

Purse: \$7,000,000

Par/Yards: 36-36-72/7,256

September 30-October 3, 2004

LEADERS	First Round	Second Round	Third Round
	Todd Hamilton 66 (-6)	Ernie Els 133 (-11)	Ernie Els 201 (-15)
	Stuart Appleby 67 (-5)	Todd Hamilton 135 (-9)	Thomas Bjorn 203 (-13)
	Luke Donald 67 (-5)	Miguel A. Jimenez 135 (-9)	Todd Hamilton 204 (-12)
	Steve Flesch 67 (-5)	Justin Leonard 136 (-8)	Padraig Harrington 204 (-12)
	Sergio Garcia 67 (-5)		David Howell 204 (-12)
	Miguel A. Jimenez 67 (-5)		
	Adam Scott 67 (-5)		
	Ernie Els 69 (T16)		

CUT: There was no cut. All 68 professionals completed 72 holes.

WEATHER: Due to rain on Wednesday, players were allowed preferred lies all four rounds. Thursday, dry and cool with temperatures in the high 50s. Sunny spells with increased clouds in the late afternoon. Friday, high 50s, breezy and overcast with heavy rains in the morning and occasional showers the rest of the day. Winds gusts up to 25 mph. Occasional patches of sunshine. Saturday, cool and partly cloudy with temperatures reaching 60. Light shower in the early afternoon. On Sunday, players teed off Nos. 1 and 10 in threesomes due to impending threatening weather. Cool and cloudy with steady rain mid-morning. Temperatures in the low 50s.



Winner: Ernie Els 69-64-68-69 270 \$1,200,000.00

ERNIE ELS 1	69-64-68-69	270	\$1,200,000.00	Bob Tway T28	71-70-72-73	286	\$54,625.00
Thomas Bjorn 2	68-69-66-68	271	675,000.00	Stephen Ames T36	73-72-70-72	287	48,000.00
David Howell 3	69-69-66-71	275	450,000.00	Fred Couples T36	73-67-70-77	287	48,000.00
Darren Clarke T4	71-72-65-68	276	308,000.00	Chris DiMarco T36	69-75-70-73	287	48,000.00
Sergio Garcia T4	67-72-67-70	276	308,000.00	Jim Furyk T36	70-70-71-76	287	48,000.00
Retief Goosen T6	68-69-68-72	277	200,000.00	Adam Scott T36	67-74-73-73	287	48,000.00
Todd Hamilton T6	66-69-69-73	277	200,000.00	Thongchai Jaidee T41	71-75-71-71	288	44,500.00
Padraig Harrington T6	69-69-66-73	277	200,000.00	Davis Love III T41	74-69-69-76	288	44,500.00
Tiger Woods 9	68-70-70-70	278	155,000.00	Arjun Atwal T43	71-78-70-70	289	42,000.00
Zach Johnson 10	68-71-69-71	279	135,000.00	Scott Drummond T43	69-71-73-76	289	42,000.00
Luke Donald T11	67-71-71-71	280	112,500.00	Jay Haas T43	72-71-70-76	289	42,000.00
Mark Hensby T11	73-73-69-65	280	112,500.00	Graeme McDowell T43	73-70-75-71	289	42,000.00
Brad Faxon T13	70-68-72-71	281	90,000.00	Peter Senior T43	69-74-74-72	289	42,000.00
David Toms T13	70-74-68-69	281	90,000.00	Desvonde Botes T48	70-72-75-74	291	40,250.00
Lee Westwood T13	68-69-71-73	281	90,000.00	Joakim Haeggman T48	71-71-73-76	291	40,250.00
Stuart Appleby T16	67-74-70-72	283	79,000.00	Chad Campbell T50	70-79-71-72	292	39,000.00
Angel Cabrera T16	69-69-74-71	283	79,000.00	Andrew McLardy T50	73-73-70-76	292	39,000.00
Miguel A. Jimenez T16	67-68-75-73	283	79,000.00	Chris Riley T50	70-75-73-74	292	39,000.00
Jerry Kelly T16	69-73-69-72	283	79,000.00	S.K. Ho 53	71-76-72-74	293	38,000.00
Shigeaki Maruyama T16	70-70-73-70	283	79,000.00	Robert Allenby T54	68-74-75-77	294	37,000.00
Paul Casey T21	72-70-71-71	284	72,000.00	Tim Herron T54	73-75-72-74	294	37,000.00
Rory Sabbatini T21	71-70-70-73	284	72,000.00	Scott Verplank T54	71-82-72-69	294	37,000.00
Stewart Cink T23	71-73-67-74	285	65,000.00	K.J. Choi T57	71-76-75-73	295	35,750.00
Steve Flesch T23	67-70-74-74	285	65,000.00	Jean-Francois Remyesy .. T57	72-71-75-77	295	35,750.00
Trevor Immelman T23	71-71-72-71	285	65,000.00	Darren Fichardt T59	76-71-74-75	296	34,250.00
Barry Lane T23	69-72-72-72	285	65,000.00	Charles Howell III T59	74-73-71-78	296	34,250.00
Peter Lonard T23	69-70-70-76	285	65,000.00	Fredrik Jacobson T59	74-76-72-74	296	34,250.00
Alex Cejka T28	70-74-69-73	286	54,625.00	Jonathan Kaye T59	70-73-73-80	296	34,250.00
Carlos Franco T28	69-72-75-70	286	54,625.00	Stephen Leaney 63	73-75-71-78	297	33,000.00
Richard Green T28	72-70-72-72	286	54,625.00	Yong Eun Yang 64	75-76-71-77	299	32,500.00
Justin Leonard T28	68-68-77-73	286	54,625.00	Andre Stolz 65	70-76-75-79	300	32,000.00
Thomas Levet T28	73-71-73-69	286	54,625.00	Michael Campbell 66	74-77-73-80	304	31,500.00
Paul McGinley T28	70-75-71-70	286	54,625.00	Shingo Katayama 67	79-76-76-75	306	31,000.00
Nick O'Hern T28	68-73-75-70	286	54,625.00	Lian-wei Zhang 68	75-77-76-79	307	30,500.00

2003 American Express Championship

Capital City Club

Purse: \$6,000,000

Par/Yards: 35-35-70/7,189

October 2-5, 2003

LEADERS	First Round	Second Round	Third Round
	Sergio Garcia..... 65 (-5)	Tiger Woods..... 133 (-7)	Tiger Woods..... 202 (-8)
	Tim Herron..... 66 (-4)	K.J. Choi..... 138 (-2)	Vijay Singh..... 204 (-6)
	Rocco Mediate..... 66 (-4)	Sergio Garcia..... 138 (-2)	Tim Herron..... 205 (-5)
	K.J. Choi..... 67 (-3)	Tim Herron..... 138 (-2)	K.J. Choi..... 206 (-4)
	Tiger Woods..... 67 (-3)	Rocco Mediate..... 138 (-2)	
	Niclas Fasth..... 68 (-2)	Stuart Appleby..... 139 (-1)	
	Ignacio Garrido..... 68 (-2)	Ignacio Garrido..... 139 (-1)	

CUT: There was no cut. All 72 professionals completed 72 holes.



WEATHER: Mostly sunny and breezy on Thursday, with temperatures reaching 67 and NE winds 10-18 mph. Due to an expected frost delay on Friday, tee times were pushed back and players were grouped in threesomes off of one tee. Temperatures in the 40s on Friday but rose to a high of 70. Mostly sunny and windy at times. Partly cloudy and warm on Saturday, with temperatures in the mid 70s. A mix of sun and clouds on Sunday, with temperatures hitting 77.

Winner: Tiger Woods 67-66-69-72 274 \$1,050,000.00

TIGER WOODS	1	67-66-69-72	274	\$1,050,000.00					
Stuart Appleby	T2	71-68-69-68	276	405,000.00	Peter Lonard	37	75-74-70-71	290	\$40,000.00
Tim Herron.....	T2	66-72-67-71	276	405,000.00	Darren Clarke	T38	69-82-72-68	291	38,500.00
Vijay Singh.....	T2	70-70-64-72	276	405,000.00	Phil Mickelson.....	T38	73-77-70-71	291	38,500.00
David Toms.....	5	73-72-67-65	277	235,000.00	Alastair Forsyth.....	T40	71-77-71-73	292	36,250.00
K.J. Choi.....	T6	67-71-68-73	279	182,500.00	Fred Funk.....	T40	73-74-69-76	292	36,250.00
Padraig Harrington	T6	71-73-69-66	279	182,500.00	Davis Love III	T40	74-77-70-71	292	36,250.00
Paul Casey	T8	73-71-66-71	281	137,500.00	Adam Scott.....	T40	70-73-75-74	292	36,250.00
Retief Goosen	T8	73-69-67-72	281	137,500.00	Trevor Immelman	T44	70-77-71-75	293	34,250.00
Fred Couples.....	T10	71-73-70-68	282	111,250.00	Shaun Micheel	T44	72-75-71-75	293	34,250.00
Ignacio Garrido	T10	68-71-69-74	282	111,250.00	Peter O'Malley.....	T44	69-74-70-80	293	34,250.00
Alex Cejka	T12	70-76-72-65	283	89,375.00	Ian Poulter.....	T44	73-74-68-78	293	34,250.00
Ernie Els	T12	71-74-71-67	283	89,375.00	Arjun Atwal.....	T48	76-72-72-74	294	32,500.00
Jim Furyk	T12	70-74-69-70	283	89,375.00	Hennie Otto.....	T48	76-73-73-72	294	32,500.00
Sergio Garcia	T12	65-73-70-75	283	89,375.00	Nick Price.....	T48	71-73-73-77	294	32,500.00
Niclas Fasth.....	T16	68-76-70-70	284	71,000.00	Taichi Teshima	T51	77-75-70-73	295	31,083.33
Brad Faxon.....	T16	75-71-66-72	284	71,000.00	Colin Montgomerie	T51	74-75-70-76	295	31,083.33
Rocco Mediate.....	T16	66-72-73-73	284	71,000.00	Scott Verplank	T51	75-75-68-77	295	31,083.33
Loren Roberts	T16	69-75-70-70	284	71,000.00	Jay Haas	T54	74-72-75-75	296	30,000.00
Jonathan Kaye.....	T20	73-69-73-70	285	65,000.00	Len Mattiace	T54	70-74-74-78	296	30,000.00
Robert Allenby.....	T21	72-76-73-65	286	60,000.00	Craig Parry	T54	76-72-75-73	296	30,000.00
Steve Flesch.....	T21	71-75-72-68	286	60,000.00	Phillip Price	T54	70-79-72-75	296	30,000.00
Charles Howell III.....	T21	76-75-65-70	286	60,000.00	Jyoti Randhawa	T54	69-77-74-76	296	30,000.00
Jerry Kelly	T21	70-72-69-75	286	60,000.00	Rich Beem.....	T59	76-75-73-73	297	28,625.00
Bob Estes.....	T25	77-74-68-68	287	53,000.00	Chad Campbell	T59	74-76-73-74	297	28,625.00
Toshi Izawa.....	T25	70-74-72-71	287	53,000.00	Raphael Jacquelin	T59	77-80-68-72	297	28,625.00
Eduardo Romero.....	T25	72-74-68-73	287	53,000.00	Soren Kjeldsen.....	T59	70-75-74-78	297	28,625.00
David Howell	T28	74-75-71-68	288	46,071.43	J.L. Lewis.....	T59	72-74-77-74	297	28,625.00
Fredrik Jacobson.....	T28	75-74-70-69	288	46,071.43	Bob Tway	T59	73-80-70-74	297	28,625.00
Kenny Perry.....	T28	70-74-70-74	288	46,071.43	Kirk Triplett	T65	74-72-70-82	298	27,750.00
Chris Riley.....	T28	74-73-70-71	288	46,071.43	Ben Curtis	T66	76-76-72-75	299	27,375.00
Justin Rose.....	T28	75-69-74-70	288	46,071.43	Thongchai Jaidee	T66	73-72-72-82	299	27,375.00
Mike Weir.....	T28	69-73-72-74	288	46,071.43	Michael Campbell	T68	82-76-75-67	300	26,875.00
Thomas Bjorn	T28	74-73-67-74	288	46,071.42	Mark B. Foster	T68	76-77-73-74	300	26,875.00
Brian Davis.....	T35	71-77-68-73	289	41,500.00	Chris DiMarco	T70	76-74-76-75	301	26,375.00
Lee Westwood	T35	72-71-71-75	289	41,500.00	Scott Hoch.....	T70	75-79-75-72	301	26,375.00
					Todd Hamilton.....	72	78-81-72-71	302	26,000.00

2002 American Express Championship

Mount Juliet Estate

Purse: \$5,500,000

Par/Yards: 36-36-72/7,246

September 19-22, 2002

LEADERS	First Round	Second Round	Third Round
	Tiger Woods 65 (-7)	Tiger Woods 130 (-14)	Tiger Woods 197 (-19)
	Steve Lowery 66 (-6)	Jerry Kelly 132 (-12)	Retief Goosen 202 (-14)
	David Toms 66 (-6)	Steve Lowery 133 (-11)	Jerry Kelly 202 (-14)
	Chris DiMarco 67 (-5)	David Toms 133 (-11)	Steve Lowery 202 (-14)
	Gary Evans 67 (-5)	Retief Goosen 134 (-10)	Scott McCarron 202 (-14)
	Retief Goosen 67 (-5)		Vijay Singh 202 (-14)
	Jerry Kelly 67 (-5)		David Toms 202 (-14)
	Vijay Singh 67 (-5)		
	Mike Weir 67 (-5)		



CUT: There was no cut. 64 of 65 professionals completed 72 holes.

WEATHER: Mix of sun and clouds on Thursday with temperatures in the low 60s. More sun on Friday with similar temperatures. Temperatures reaching high 60s on Saturday with sun. Cloudy and a little cooler on Sunday.

Winner: Tiger Woods 65-65-67-66 263 \$1,000,000.00

TIGER WOODS 1	65-65-67-66	263	\$1,000,000.00	Mark Calcavecchia T33	72-70-71-67	280	\$43,000.00
Retief Goosen 2	67-67-68-62	264	540,000.00	Jim Furyk T33	69-69-69-73	280	43,000.00
Vijay Singh 3	67-69-66-65	267	367,500.00	Bernhard Langer T33	72-68-70-70	280	43,000.00
Jerry Kelly T4	67-65-70-66	268	235,000.00	Angel Cabrera T36	71-66-73-71	281	40,000.00
David Toms T4	66-67-69-66	268	235,000.00	José Coceres T36	68-72-71-70	281	40,000.00
Scott McCarron 6	71-67-64-67	269	180,000.00	Eduardo Romero T36	70-71-70-70	281	40,000.00
Sergio Garcia 7	69-69-70-62	270	155,000.00	Søren Hansen T39	75-68-65-74	282	37,250.00
Davis Love III 8	69-67-68-67	271	130,000.00	Tom Lehman T39	73-72-67-70	282	37,250.00
Michael Campbell T9	71-66-71-64	272	111,000.00	Chris Riley T39	73-68-70-71	282	37,250.00
Bob Estes T9	68-68-69-67	272	111,000.00	Adam Scott T39	70-70-69-73	282	37,250.00
Stuart Appleby T11	69-66-70-68	273	84,250.00	Paul Azinger T43	73-73-71-66	283	35,500.00
Chris DiMarco T11	67-69-70-67	273	84,250.00	John Rollins T43	73-72-67-71	283	35,500.00
Niclas Fasth T11	68-69-72-64	273	84,250.00	Jeff Sluman T43	69-69-72-73	283	35,500.00
Justin Leonard T11	68-68-69-68	273	84,250.00	David Duval T46	71-65-72-76	284	34,000.00
Gary Evans T15	67-68-73-66	274	65,000.00	Len Mattiace T46	70-73-69-72	284	34,000.00
Steve Lowery T15	66-67-69-72	274	65,000.00	Justin Rose T46	73-70-72-69	284	34,000.00
Rocco Mediate T15	69-67-67-71	274	65,000.00	Rich Beem T49	70-69-74-72	285	32,000.00
Nick Price T15	68-71-69-66	274	65,000.00	John Cook T49	75-71-71-68	285	32,000.00
Scott Verplank T15	68-72-68-66	274	65,000.00	Brad Faxon T49	70-77-67-71	285	32,000.00
Mike Weir T15	67-70-68-69	274	65,000.00	Fred Funk T49	69-70-72-74	285	32,000.00
Padraig Harrington 21	69-70-67-69	275	58,000.00	Craig Parry T49	68-71-74-72	285	32,000.00
Kenny Perry 22	68-71-68-69	276	56,000.00	Paul Lawrie T54	71-70-74-71	286	30,000.00
Ernie Els T23	68-67-72-70	277	52,500.00	Peter Lonard T54	71-69-72-74	286	30,000.00
Scott Hoch T23	71-68-67-71	277	52,500.00	Carl Pettersson T54	72-72-68-74	286	30,000.00
Stephen Leaney T23	69-67-71-70	277	52,500.00	Anders Hansen T57	71-72-72-74	289	28,500.00
Phil Mickelson T23	70-72-71-64	277	52,500.00	Thongchai Jaidee T57	72-74-73-70	289	28,500.00
Thomas Björn T27	72-68-66-72	278	48,500.00	Peter O'Malley T57	75-73-71-70	289	28,500.00
Trevor Immelman T27	71-71-67-69	278	48,500.00	Scott Laycock 60	74-72-72-72	290	27,500.00
José Maria Olazábal T27	68-72-69-69	278	48,500.00	Craig Perks 61	74-74-75-68	291	27,000.00
Kevin Sutherland T27	69-68-70-71	278	48,500.00	Tim Clark 62	74-69-76-73	292	26,500.00
Robert Allenby T31	72-70-67-70	279	45,500.00	Darren Clarke 63	75-76-70-74	295	26,000.00
Colin Montgomerie T31	72-70-69-68	279	45,500.00	Kenichi Kuboya 64	77-72-73-76	298	25,500.00

2001 American Express Championship

Bellerive Country Club; St. Louis, MO
Par: 36-35-71 **Yards: 7,278**

Purse: \$5,000,000
September 10-16, 2001

NOTE: Tournament was canceled on Wednesday, Sept. 12, to give the deserved respect to the victims of the Sept. 11 terrorist tragedies in New York, Washington, D.C. and near Pittsburgh.

67 PLAYERS SCHEDULED IN THE FIELD:

Robert Allenby
Billy Andrade
Stuart Appleby
Paul Azinger
Aaron Baddeley
Angel Cabrera
Mark Calcavecchia
Michael Campbell
Stewart Cink
Darren Clarke
Jose Coceres
Chris DiMarco
Joe Durant
David Duval
Simon Dyson
Ernie Els
Niclas Fasth

Pierre Fulke
Fred Funk
Jim Furyk
Sergio Garcia
Retief Goosen
Padraig Harrington
Dudley Hart
Scott Hoch
John Huston
Miguel Angel Jimenez
Shingo Katayama
Jerry Kelly
Bernhard Langer
Tom Lehman
Justin Leonard
Thomas Levet
Frank Lickliter II

Peter Lonard
Davis Love III
Steve Lowery
Bob May
Billy Mayfair
Scott McCarron
Paul McGinley
Mark McNulty
Rocco Mediate
Phil Mickelson
Colin Montgomerie
Jesper Parnevik
Kenny Perry
Ian Poulter
Nick Price
Phillip Price
Adam Scott

Vijay Singh
Jeff Sluman
Steve Stricker
Hal Sutton
Hidemichi Tanaka
Toru Taniguchi
David Toms
Kirk Triplett
Bradford Vaughan
Scott Verplank
Mike Weir
Roger Wessels
Lee Westwood
Dean Wilson
Tiger Woods
Ian Woosnam

2000 American Express Championship

Valderrama GC

Purse: \$5,000,000

Par/Yards: 36-36-72/6,974

November 9-12, 2000

LEADERS	First Round	Second Round	Third Round
Nick Price.....	63 (-9)	Nick Price..... 135 (-9)	Hidemichi Tanaka..... 207 (-9)
Padraig Harrington.....	66 (-6)	Hidemichi Tanaka..... 137 (-7)	Mark Calcavecchia..... 208 (-8)
Andrew Coltart.....	67 (-5)	Padraig Harrington..... 138 (-6)	Mike Weir..... 208 (-8)
Scott Hoch.....	67 (-5)	Mark Calcavecchia..... 139 (-5)	Nick Price..... 209 (-7)
Franklin Langham.....	68 (-4)	Duffy Waldorf..... 139 (-5)	Tiger Woods..... 209 (-7)
Chris Perry.....	68 (-4)	Mike Weir..... 143 (T14)	
Mike Weir.....	68 (-4)		



CUT: There was no cut. 52 of 55 professionals completed 72 holes.

WEATHER: Cool temperatures the entire week. Winds stayed down most of Thursday, allowing for ideal playing conditions; the high temperature was at 60 degrees. Increased winds and overcast conditions all day Friday, with winds reaching 30 mph and high temperatures in the low 60s. Slightly warmer temperatures Saturday, with winds easing later in the afternoon. Calm winds on Sunday, with overcast skies and temperatures reaching the low 70s.

Winner: Mike Weir 68-75-65-69 277 \$1,000,000.00

MIKE WEIR	1	68-75-65-69	277	\$1,000,000.00	Chris DiMarco	T25	74-74-73-68	289	\$46,500.00
Lee Westwood	2	72-72-68-67	279	500,000.00	Miguel Angel Jiménez	T25	74-73-70-72	289	46,500.00
Vijay Singh	T3	71-70-71-68	280	287,000.00	Justin Leonard	T25	72-74-69-74	289	46,500.00
Duffy Waldorf.....	T3	70-69-72-69	280	287,000.00	Colin Montgomerie	T25	75-67-73-74	289	46,500.00
Sergio Garcia.....	T5	69-74-74-64	281	157,500.00	Gary Orr	T25	71-74-73-71	289	46,500.00
Padraig Harrington.....	T5	66-72-73-70	281	157,500.00	Eduardo Romero	T25	71-72-74-72	289	46,500.00
Nick Price.....	T5	63-72-74-72	281	157,500.00	Nobuhito Sato	T25	73-73-72-71	289	46,500.00
Tiger Woods.....	T5	71-69-69-72	281	157,500.00	David Toms	T25	70-75-72-72	289	46,500.00
Michael Campbell	9	72-71-69-70	282	115,000.00	Retief Goosen	T35	69-75-74-72	290	39,500.00
Mark Calcavecchia.....	10	72-67-69-75	283	105,000.00	Bernhard Langer	T35	75-69-76-70	290	39,500.00
Steve Flesch.....	T11	71-72-73-68	284	87,166.67	Paul McGinley	T35	70-77-70-73	290	39,500.00
Bob May	T11	71-69-72-72	284	87,166.67	Naomichi Joe Ozaki.....	T35	72-76-71-71	290	39,500.00
Hidemichi Tanaka.....	T11	71-66-70-77	284	87,166.66	Jeff Maggert	39	72-71-75-74	292	37,000.00
José Coceres	T14	70-71-74-70	285	68,500.00	Thomas Björn.....	T40	70-77-71-75	293	35,500.00
Kirk Triplett.....	T14	72-73-71-69	285	68,500.00	Darren Fichardt	T40	76-80-69-68	293	35,500.00
Chris Perry.....	16	68-72-75-71	286	64,000.00	Pierre Fulke	T42	75-77-73-69	294	33,000.00
Angel Cabrera	T17	74-74-67-73	288	56,250.00	Mathias Grönberg	T42	74-70-79-71	294	33,000.00
Darren Clarke	T17	74-70-74-70	288	56,250.00	Peter Senior	T42	73-77-72-72	294	33,000.00
Andrew Coltart	T17	67-75-74-72	288	56,250.00	Lucas Parsons	T45	78-72-75-70	295	30,166.67
Nic Henning.....	T17	69-74-73-72	288	56,250.00	Dennis Paulson	T45	75-71-72-77	295	30,166.67
Scott Hoch	T17	67-76-71-74	288	56,250.00	Carlos Franco.....	T45	69-77-71-78	295	30,166.66
Franklin Langham	T17	68-74-76-70	288	56,250.00	Dudley Hart	T48	72-76-73-76	297	28,750.00
José Maria Olazábal	T17	70-76-69-73	288	56,250.00	Scott Verplank.....	T48	71-80-76-70	297	28,750.00
Phillip Price	T17	73-72-69-74	288	56,250.00	Shigeaki Maruyama	T50	71-77-78-72	298	27,750.00
Robert Allenby.....	T25	69-76-73-71	289	46,500.00	Tjaart Van Der Walt.....	T50	76-73-75-74	298	27,750.00
Stuart Appleby.....	T25	72-76-71-70	289	46,500.00	Kyi Hla Han	52	75-74-77-77	303	27,000.00

1999 American Express Championship

Valderrama GC

Purse: \$5,000,000

Par/Yards: 35-36-71/6,830

November 4-7, 1999

LEADERS	First Round	Second Round	Third Round
	Vijay Singh 67 (-4)	Tim Herron 137 (-5)	Miguel A. Jimenez 209 (-4)
	Jim Furyk 68 (-3)	Chris Perry 137 (-5)	Chris Perry 209 (-4)
	Bob Estes 69 (-2)	Justin Leonard 138 (-4)	Tom Lehman 210 (-3)
	Scott Hoch 69 (-2)	Vijay Singh 138 (-4)	Justin Leonard 210 (-3)
	Mark James 69 (-2)	Tiger Woods 140 (T9)	Nick Price 210 (-3)
	Phil Mickelson 69 (-2)		Hal Sutton 210 (-3)
	Nick Price 69 (-2)		Tiger Woods 210 (-3)
	Tiger Woods 71 (T12)		



CUT: There was no cut. 61 of 62 professionals completed 72 holes.

WEATHER: Overcast, cool and blustery Thursday, with winds off the Mediterranean Sea. Warmer Friday and Saturday, with winds blowing from the opposite direction on Saturday. Beautiful Sunday, with winds gusty at times.

Winner: Tiger Woods 71-69-70-68 278 \$1,000,000.00
(Won playoff with birdie-3 on first extra hole)

TIGER WOODS 1	71-69-70-68	278	\$1,000,000.00
Miguel Angel Jiménez 2	72-68-69-69	278	400,000.00
Dudley Hart 3	75-68-70-70	283	300,000.00
Nick Price T4	69-71-70-74	284	176,666.67
Lee Westwood T4	73-67-71-73	284	176,666.67
Stewart Cink T4	75-65-71-73	284	176,666.66
Fred Funk T7	71-68-74-72	285	135,000.00
Sergio Garcia T7	74-69-69-73	285	135,000.00
Scott Hoch T7	69-70-72-74	285	135,000.00
Chris Perry T7	70-67-72-76	285	135,000.00
Bob Estes T11	69-72-72-73	286	93,000.00
Jim Furyk T11	68-73-71-74	286	93,000.00
Justin Leonard T11	71-67-72-76	286	93,000.00
José María Olazábal T11	73-69-69-75	286	93,000.00
David Toms T11	72-68-71-75	286	93,000.00
Tim Herron T16	71-66-75-75	287	70,000.00
Davis Love III T16	74-70-73-70	287	70,000.00
Vijay Singh T16	67-71-75-74	287	70,000.00
Hal Sutton 19	75-66-69-78	288	62,000.00
Bob May T20	77-69-74-69	289	52,800.00
Colin Montgomerie T20	70-72-72-75	289	52,800.00
Craig Parry T20	72-73-71-73	289	52,800.00
Dennis Paulson T20	76-71-68-74	289	52,800.00
Jarmo Sandelin T20	70-74-75-70	289	52,800.00
Angel Cabrera T25	74-74-70-72	290	41,750.00
Retief Goosen T25	75-69-74-72	290	41,750.00
Mark James T25	69-70-74-77	290	41,750.00
Tom Lehman T25	72-67-71-80	290	41,750.00
Jarrod Moseley T25	76-69-72-73	290	41,750.00
Stuart Appleby T30	76-66-74-75	291	37,750.00
Padraig Harrington T30	76-74-70-71	291	37,750.00

Jean Van De Velde T30	72-73-70-76	291	\$37,750.00
Mike Weir T30	73-68-72-78	291	37,750.00
Steve Elkington T34	74-72-71-75	292	36,000.00
John Huston T34	72-74-72-74	292	36,000.00
Jeff Sluman T34	77-70-69-76	292	36,000.00
Paul Lawrie T37	76-68-76-73	293	34,500.00
Rodney Pampling T37	71-74-69-79	293	34,500.00
Bob Tway T37	75-72-71-75	293	34,500.00
Darren Clarke T40	79-67-71-78	295	32,250.00
Ernie Els T40	74-75-71-75	295	32,250.00
Phil Mickelson T40	69-71-77-78	295	32,250.00
Naomichi Joe Ozaki T40	76-71-69-79	295	32,250.00
Loren Roberts T40	72-72-71-80	295	32,250.00
Duffy Waldorf T40	74-77-73-71	295	32,250.00
Notah Begay III T46	77-71-73-75	296	30,250.00
Steve Pate T46	72-74-72-78	296	30,250.00
Scott Dunlap T48	74-71-75-77	297	28,500.00
Carlos Franco T48	75-73-74-75	297	28,500.00
Bernhard Langer T48	71-70-80-76	297	28,500.00
Jeff Maggert T48	70-74-79-74	297	28,500.00
Ted Tryba T48	77-71-70-79	297	28,500.00
Kazuhiko Hosokawa T53	73-73-72-80	298	27,125.00
Robert Karlsson T53	74-68-74-82	298	27,125.00
Alexander Cejka T55	79-76-72-72	299	26,500.00
Brent Geiberger T55	75-71-68-85	299	26,500.00
Brian Watts T55	75-74-79-71	299	26,500.00
Craig A. Spence 58	72-73-75-80	300	26,000.00
Thomas Björn T59	72-81-74-77	304	25,625.00
David Frost T59	76-73-74-81	304	25,625.00
Richard Kaplan 61	78-75-73-80	306	25,250.00

2020-21 HSBC Champions Facts

EVENT:

World Golf Championships-HSBC Champions (HSBC Champions on second reference)

The HSBC Champions is one of four World Golf Championships sanctioned and organized by the operational committee of the International Federation of PGA Tours, which includes the Asian Tour, European Tour, Japan Golf Tour, PGA TOUR, PGA Tour of Australasia and Sunshine Tour. The other World Golf Championships include the Workday Championship, the Dell Technologies Match Play and the FedEx St. Jude Invitational.



CHAMPIONSHIP OFFICE:

Ross Hallett/Harriet Beasley
IMG UK Ltd
Building 6, Chiswick Business Park
566 Chiswick High Road
W4 5HR
Tel - +44 208 233 5300
Email – ross.hallett@img.com
Email – harriet.beasley@img.com

MEDIA CONTACTS:

Michele Mair, IMG PR Manager, michele.mair@img.com
Scott Crockett, European Tour, scrockett@europeantour.com
Chuah Choo Chiang, PGA TOUR, chuahcc@pgatourintl.com.my

DATE:

TBD, 2022

SITE:

Sheshan International Golf Club, Shanghai, China

PAR/YARDAGE:

Par: 36-36=72/7,226

2019 CHAMPION:

Rory McIlroy, 269, 19-under par

ARCHITECT/OPENED:

Nelson & Haworth/2004

FORMAT:

Four-day, 72-hole stroke-play competition; no cut

WEBSITES:

www.worldgolfchampionships.com
www.hsbcgolf.com

TOURNAMENT HISTORY:

Year	Winner	Score	Site
2009	Phil Mickelson	271(-17)	Sheshan
2010	Francesco Molinari	269 (-19)	Sheshan
2011	Martin Kaymer	268 (-20)	Sheshan
2012	Ian Poulter	267 (-21)	Mission Hills
2013	Dustin Johnson	264 (-24)	Sheshan
2014	Bubba Watson	277 (-11)	Sheshan
2015	Russell Knox	268 (-20)	Sheshan
2016	Hideki Matsuyama	265 (-23)	Sheshan
2017	Justin Rose	274 (-14)	Sheshan
2018	Xander Schauffele	274 (-14)	Sheshan
2019	Rory McIlroy	269 (-14)	Sheshan
2020	Tournament canceled due to COVID-19 pandemic		

2020-21 HSBC Champions

NOTE: Tournament was canceled due to the COVID-19 global pandemic.

2019-20 HSBC Champions

Sheshan International GC; Shanghai, China Purse: \$10,250,000 Par/Yards: 36-36-72/7,264 October 31-3, 2019

LEADERS		First Round	Second Round	Third Round
	Haotong Li.....	64 (-8)	Matthew Fitzpatrick.....	Rory McIlroy.....
	Victor Perez.....	65 (-7)	Rory McIlroy.....	Louis Oosthuizen.....
	Xander Schauffele.....	66 (-6)	Adam Scott.....	Matthew Fitzpatrick.....
	Matthew Fitzpatrick.....	66 (-6)	Sungjae Im.....	Xander Schauffele.....
	Sungjae Im.....	66 (-6)	Xander Schauffele.....	Paul Waring.....
	Adam Scott.....	66 (-6)		
	Rory McIlroy.....	67 (-5)		

CUT: No cut. All 78 professionals completed 72 holes.

WEATHER: Thursday: Sunny. High of 73. Wind SE 3-6 mph. Friday: Sunny. High of 75. Wind E 4-8 mph. Saturday: Mostly sunny. High of 76. Wind ENE 4-8 mph. Sunday: Mostly sunny. High of 76. Wind ENE 4-8 mph.



Winner: Rory McIlroy 67-67-67-68 269 (-19) \$1,745,000.00

RORY MCILROY.....	167-67-67-68 269	550.00	1,745,000.00			
Xander Schauffele.....	2 66-69-68-66 269	315.00	1,095,000.00	Michael Lorenzo-Vera.....	T38 70-74-72-70 286	0.00 67,000.00
Louis Oosthuizen.....	3 68-69-65-69 271	200.00	602,000.00	Frederick van Rooyen.....	T38 73-71-71-71 286	0.00 67,000.00
Matthias Schwab.....	T4 67-71-69-66 273	0.00	370,000.00	Xinjun Zhang.....	T38 68-73-73-72 286	18.13 67,000.00
Abraham Ancer.....	T4 68-71-67-67 273	120.00	370,000.00	Shane Lowry.....	T43 72-72-72-71 287	13.60 63,000.00
Victor Perez.....	T4 65-71-71-66 273	0.00	370,000.00	Jordan Spieth.....	T43 70-73-74-70 287	13.60 63,000.00
Matthew Fitzpatrick.....	7 66-67-70-71 274	95.00	256,000.00	Bryce Easton.....	T43 70-73-74-70 287	0.00 63,000.00
Patrick Reed.....	T8 72-69-69-66 276	83.33	200,333.34	Romain Langasque.....	T46 75-68-69-76 288	0.00 60,000.00
Jason Kokrak.....	T8 69-70-66-71 276	83.33	200,333.33	Chan Kim.....	T46 71-70-75-72 288	0.00 60,000.00
Paul Waring.....	T8 73-65-66-72 276	0.00	200,333.33	Adam Hadwin.....	T46 74-77-69-68 288	11.33 60,000.00
Adam Scott.....	T11 66-69-75-67 277	69.00	155,000.00	Mikumu Horikawa.....	T49 74-68-77-70 289	0.00 56,500.00
Hideki Matsuyama.....	T11 75-67-68-67 277	69.00	155,000.00	Andrea Pavan.....	T49 71-70-75-73 289	0.00 56,500.00
Sungjae Im.....	T11 66-69-70-72 277	69.00	155,000.00	Bernd Wiesberger.....	T49 70-73-71-75 289	0.00 56,500.00
Jazz Janewattananond..	T14 70-69-69-70 278	0.00	127,000.00	Lucas Glover.....	T49 73-70-74-72 289	9.35 56,500.00
Tyrrell Hatton.....	T14 72-73-68-65 278	59.33	127,000.00	Sergio Garcia.....	T53 72-68-75-75 290	7.17 52,875.00
Byeong Hun An.....	T14 69-71-69-69 278	59.33	127,000.00	Tony Finau.....	T53 69-70-75-76 290	7.17 52,875.00
Christiaan Bezuidenhout	T17 69-72-66-72 279	0.00	111,000.00	Justin Harding.....	T53 75-74-71-70 290	0.00 52,875.00
Robert MacIntyre.....	T17 70-69-73-67 279	0.00	111,000.00	Tommy Fleetwood.....	T53 74-76-73-67 290	7.17 52,875.00
Yechun Yuan.....	T17 69-70-74-66 279	0.00	111,000.00	Jake McLeod.....	T57 70-73-79-69 291	0.00 51,000.00
Corey Connors.....	T20 67-73-74-66 280	49.87	99,000.00	Rafa Cabrera Bello.....	T57 73-72-69-77 291	6.12 51,000.00
Henrik Stenson.....	T20 70-70-70-70 280	49.87	99,000.00	Neil Schietekat.....	T57 70-72-74-75 291	0.00 51,000.00
Francesco Molinari.....	T22 74-67-71-69 281	45.33	92,500.00	Jbe' Kruger.....	T60 71-71-75-75 292	0.00 49,150.00
Masahiro Kawamura.....	T22 72-74-66-69 281	0.00	92,500.00	Cheez Reavie.....	T60 69-74-75-74 292	5.21 49,150.00
Keegan Bradley.....	T24 73-72-71-66 282	39.38	85,000.00	Cameron Smith.....	T60 70-72-74-76 292	5.21 49,150.00
Haotong Li.....	T24 64-72-74-72 282	0.00	85,000.00	Kevin Tway.....	T60 71-72-72-77 292	5.21 49,150.00
Billy Horschel.....	T24 69-71-73-69 282	39.38	85,000.00	Matt Wallace.....	T60 69-84-70-69 292	5.21 49,150.00
J.T. Poston.....	T24 69-73-72-68 282	39.38	85,000.00	Tae Hee Lee.....	T65 75-73-73-73 294	0.00 48,125.00
Kurt Kitayama.....	T28 70-72-73-68 283	0.00	76,666.67	Benjamin Hebert.....	T65 70-74-77-73 294	0.00 48,125.00
Kevin Kisner.....	T28 72-67-67-77 283	30.88	76,666.66	Ryo Ishikawa.....	T67 69-79-74-73 295	0.00 47,500.00
Bubba Watson.....	T28 70-69-72-72 283	30.88	76,666.67	Matthew Millar.....	T67 69-73-74-79 295	0.00 47,500.00
Phil Mickelson.....	T28 71-69-75-68 283	30.88	76,666.67	Zecheng Dou.....	T67 71-80-72-72 295	0.00 47,500.00
Justin Rose.....	T28 69-70-71-73 283	30.88	76,666.66	Zhengkai Bai.....	T70 73-76-74-73 296	0.00 46,875.00
Scott Hend.....	T28 75-69-70-69 283	0.00	76,666.67	Richard Sterne.....	T70 72-75-74-75 296	0.00 46,875.00
Joost Luiten.....	T34 70-74-72-68 284	0.00	72,500.00	Zander Lombard.....	72 73-73-74-78 298	0.00 46,500.00
Jorge Campillo.....	T34 73-69-70-72 284	0.00	72,500.00	Danny Willett.....	T73 68-77-78-76 299	2.95 46,000.00
Andrew Putnam.....	T36 71-71-73-70 285	22.10	70,500.00	Ashun Wu.....	T73 80-71-72-76 299	0.00 46,000.00
Charles Howell III.....	T36 74-73-67-71 285	22.10	70,500.00	Wen-Chong Liang.....	T73 74-74-75-76 299	0.00 46,000.00
Paul Casey.....	T38 75-71-71-69 286	18.13	67,000.00	Yi Keun Chang.....	76 76-75-75-78 304	0.00 45,500.00
Yosuke Asaji.....	T38 70-75-76-65 286	0.00	67,000.00	Daniel Nisbet.....	77 77-80-79-73 309	0.00 45,250.00
				Ian Poulter.....	W/D 73-74 147	0.00 0.00

2018-19 HSBC Champions

Sheshan International GC; Shanghai, China Purse: \$10,000,000 Par/Yards: 36-36-72/7,261 October 22-28, 2018

LEADERS	First Round	Second Round	Third Round
Patrick Reed	64 (-8)	Tony Finau	203 (-13)
Tony Finau	66 (-6)	Tommy Fleetwood	206 (-10)
Xander Schauffele	66 (-6)	Patrick Reed	206 (-10)
Matthew Fitzpatrick	67 (-5)	Justin Rose	206 (-10)
Kiradech Aphibarnrat	68 (-4)	Xander Schauffele	208 (-8)
Rafa Cabrera Bello	68 (-4)	Tommy Fleetwood	208 (-8)
Tommy Fleetwood	68 (-4)	Andrew Putnam	208 (-8)
Billy Horschel	68 (-4)		
C.T. Pan	68 (-4)		
		Xander Schauffele	137 (-7)

CUT: No cut. 77 of 78 players completed 72 holes.

WEATHER: Thursday: Mostly sunny. High of 71. Wind ESE 5-10 mph. Friday: Partly cloudy. High of 68. Wind ESE 10-20 mph. Saturday: Partly cloudy. High of 67. Wind NNW 18-12 mph. Sunday: Sunny. High of 67. Wind NNW 18-12 mph.



Winner: Xander Schauffele 66-71-69-68 274 \$1,700,000.00

XANDER SCHAUFFELE .. 1		66-71-69-68	274	\$1,700,000.00					
Tony Finau	2	66-67-70-71	274	1,072,000.00	Scott Vincent	T37	73-73-73-74	293	\$68,000.00
Justin Rose	3	69-67-70-72	278	587,000.00	Byeong Hun An	T41	75-71-74-74	294	65,000.00
Kiradech Aphibarnrat	T4	68-71-70-71	280	393,000.00	Branden Grace	T41	72-71-76-75	294	65,000.00
Andrew Putnam	T4	70-71-67-72	280	393,000.00	Charley Hoffman	T43	74-75-74-72	295	62,500.00
Keegan Bradley	6	69-70-70-72	281	289,000.00	WC Liang	T43	72-73-76-74	295	62,500.00
Patrick Cantlay	T7	70-68-73-72	283	210,562.50	Francesco Molinari	T43	76-75-75-69	295	62,500.00
Tommy Fleetwood	T7	68-68-72-75	283	210,562.50	Gaganjeet Bhullar	T46	72-72-81-71	296	59,000.00
Thorbjørn Olesen	T7	75-69-67-72	283	210,562.50	Justin Harding	T46	76-71-72-77	296	59,000.00
Patrick Reed	T7	64-72-70-77	283	210,562.50	Sihwan Kim	T46	72-74-75-75	296	59,000.00
HaoTong Li	T11	73-72-69-70	284	152,333.34	Brandon Stone	T46	74-80-71-71	296	59,000.00
Jason Day	T11	71-70-69-74	284	152,333.33	George Coetzee	T50	69-74-76-78	297	55,000.00
Billy Horschel	T11	68-72-71-73	284	152,333.33	Jason Norris	T50	74-73-73-77	297	55,000.00
Rafa Cabrera Bello	T14	68-73-73-71	285	129,000.00	Matt Wallace	T50	69-75-74-79	297	55,000.00
Emiliano Grillo	T14	70-69-74-72	285	129,000.00	Xinjun Zhang	T50	72-76-74-75	297	55,000.00
Paul Casey	T16	73-68-74-71	286	116,000.00	Adam Bland	T54	72-76-73-77	298	50,312.50
Brooks Koepka	T16	72-74-71-69	286	116,000.00	Jorge Campillo	T54	73-77-75-73	298	50,312.50
Alex Noren	T18	74-69-71-73	287	103,500.00	John Catlin	T54	75-71-76-76	298	50,312.50
Thomas Pieters	T18	75-64-74-74	287	103,500.00	Matthew Fitzpatrick	T54	67-80-70-81	298	50,312.50
Adam Scott	T18	69-73-72-73	287	103,500.00	Rory McIlroy	T54	72-77-75-74	298	50,312.50
Ian Poulter	T21	69-71-74-74	288	93,500.00	Kevin Na	T54	75-74-77-72	298	50,312.50
Tyrrell Hatton	T22	72-70-74-73	289	86,500.00	Jason Scrivener	T54	75-74-75-74	298	50,312.50
C.T. Pan	T22	68-76-70-75	289	86,500.00	Cameron Smith	T54	76-72-72-78	298	50,312.50
Andrea Pavan	T22	72-71-69-77	289	86,500.00	Adrian Otaegui	T62	72-75-75-77	299	47,750.00
Jon Rahm	T22	73-76-69-71	289	86,500.00	Andy Sullivan	T62	72-71-79-77	299	47,750.00
Erik van Rooyen	T22	76-72-71-70	289	86,500.00	Ashun Wu	T64	73-80-72-75	300	47,000.00
Kyle Stanley	T22	70-69-78-72	289	86,500.00	Yuta Ikeda	T64	75-74-71-80	300	47,000.00
Alexander Björk	T28	70-75-70-75	290	78,500.00	Julian Suri	T64	74-75-76-75	300	47,000.00
Alexander Levy	T28	71-70-76-73	290	78,500.00	Patton Kizzire	..67	74-71-76-80	301	46,500.00
Ryan Fox	T30	70-70-75-76	291	74,500.00	Russell Knox	..68	74-77-76-76	303	46,250.00
Adam Hadwin	T30	74-68-74-75	291	74,500.00	Oliver Bekker	T69	77-71-73-83	304	45,750.00
Dustin Johnson	T30	74-73-73-71	291	74,500.00	Lucas Bjerregaard	T69	77-74-79-74	304	45,750.00
Hideki Matsuyama	T30	72-70-77-72	291	74,500.00	Shubhankar Sharma	T69	80-80-72-72	304	45,750.00
Brandt Snedeker	T30	75-76-68-72	291	74,500.00	Brian Harman	..72	73-73-81-78	305	45,250.00
Chez Reavie	T35	70-73-75-74	292	71,000.00	Yuki Inamori	T73	74-82-73-77	306	44,875.00
Yechun Yuan	T35	78-71-70-73	292	71,000.00	Yanwei Liu	T73	75-79-77-75	306	44,875.00
Satoshi Kodaira	T37	72-73-70-78	293	68,000.00	Brett Rumford	..75	73-80-78-78	309	44,500.00
Sanghyun Park	T37	77-71-72-73	293	68,000.00	JC Ritchie	..76	71-76-81-82	310	44,250.00
Pat Perez	T37	70-69-80-74	293	68,000.00	Bowen Xiao	..77	76-79-80-82	317	44,000.00


2017-18 HSBC Champions

Sheshan International GC; Shanghai, China Purse: \$9,750,000 Par/Yards: 36-36-72/7,261 October 23-29, 2017

LEADERS		First Round	Second Round	Third Round
Brooks Koepka	64 (-8)	Dustin Johnson 199 (-17)
Kiradech Aphibarnrat	65 (-7)	Brooks Koepka 205 (-11)
Gavin Kyle Green	65 (-7)	Kiradech Aphibarnrat 206 (-10)
Haydn Porteous	66 (-6)	Justin Rose 207 (-9)
Patrick Reed	66 (-6)	Patrick Reed 136 (-8)
Justin Rose	67 (-5)		

CUT: No cut. 77 of 78 players completed 72 holes.

WEATHER: Thursday: Partly sunny with a high of 71. Wind ENE 4-8 mph. Friday: Partly sunny with a high of 74. Wind NE 4-8 mph. Saturday: Partly sunny with a high of 71. Wind NNE 5-10 mph. Sunday: Cloudy with high of 62. Wind NNW 15-20 mph with gusts up to 25 mph.



Winner: Justin Rose 67-68-72-67 274 \$1,660,000.00

JUSTIN ROSE	1	67-68-72-67	274/-14	\$1,660,000.00			
Brooks Koepka	T2	64-68-73-71	276/-12	679,666.67	Marc Leishman	T38	71-79-68-71 289/1 \$64,500.00
Henrik Stenson	T2	68-69-69-70	276/-12	679,666.67	WC Liang	T38	72-70-73-74 289/1 64,500.00
Dustin Johnson	T2	68-63-68-77	276/-12	679,666.66	Haydn Porteous	T38	66-74-74-75 289/1 64,500.00
Rafa Cabrera Bello	T5	68-70-70-72	280/-8	288,000.00	Richard Sterne	T38	73-72-76-68 289/1 64,500.00
Kyle Stanley	T5	71-68-69-72	280/-8	288,000.00	Richie Ramsay	T44	73-71-75-71 290/2 60,500.00
Peter Uihlein	T5	72-67-69-72	280/-8	288,000.00	Xinjun Zhang	T44	71-77-71-71 290/2 60,500.00
Brian Harman	8	68-69-70-74	281/-7	210,000.00	Ryan Fox	T46	71-69-75-76 291/3 57,500.00
Matthew Fitzpatrick	T9	68-69-72-73	282/-6	176,000.00	Phachara Khongwatmai	T46	69-78-70-74 291/3 57,500.00
Bernd Wiesberger	T9	71-70-70-71	282/-6	176,000.00	Francesco Molinari	T46	77-71-72-71 291/3 57,500.00
Paul Casey	T11	71-72-69-71	283/-5	140,000.00	Xander Schauffele	T46	71-75-74-71 291/3 57,500.00
Jason Day	T11	69-74-72-68	283/-5	140,000.00	Lucas Glover	T50	71-75-76-70 292/4 51,875.00
Tony Finau	T11	67-72-74-70	283/-5	140,000.00	Hao Tong Li	T50	72-76-71-73 292/4 51,875.00
Tyrrell Hatton	T11	68-70-71-74	283/-5	140,000.00	Hideki Matsuyama	T50	74-74-72-72 292/4 51,875.00
Patrick Cantlay	T15	68-74-69-73	284/-4	107,900.00	Patrick Reed	T50	66-70-82-74 292/4 51,875.00
Branden Grace	T15	74-69-72-69	284/-4	107,900.00	Charl Schwartzel	T50	73-70-73-76 292/4 51,875.00
Charles Howell III	T15	72-67-71-74	284/-4	107,900.00	Adam Scott	T50	72-72-74-74 292/4 51,875.00
Daisuke Kataoka	T15	71-72-69-72	284/-4	107,900.00	Hudson Swafford	T50	70-74-75-73 292/4 51,875.00
Phil Mickelson	T15	71-72-74-67	284/-4	107,900.00	Fabrizio Zanotti	T50	73-71-71-77 292/4 51,875.00
Ashun Wu	T20	67-72-73-73	285/-3	90,250.00	Ross Fisher	T58	77-70-73-73 293/5 48,250.00
Tommy Fleetwood	T20	71-70-70-74	285/-3	90,250.00	Chan Kim	T58	69-72-72-80 293/5 48,250.00
Hideto Tanihara	T20	72-70-74-69	285/-3	90,250.00	David Lipsky	T58	69-70-72-82 293/5 48,250.00
Jhonattan Vegas	T20	70-73-72-70	285/-3	90,250.00	Jordan L Smith	T58	69-73-74-77 293/5 48,250.00
Kiradech Aphibarnrat	T24	65-70-75-76	286/-2	79,500.00	Wesley Bryan	T62	77-72-71-74 294/6 46,750.00
Daniel Berger	T24	68-71-75-72	286/-2	79,500.00	Bill Haas	T62	71-73-76-74 294/6 46,750.00
Poom Saksansin	T24	73-70-68-75	286/-2	79,500.00	Scott Hend	T62	71-68-78-77 294/6 46,750.00
Pat Perez	T24	72-69-76-69	286/-2	79,500.00	Adam Hadwin	T65	69-74-79-73 295/7 46,125.00
Chez Reavie	T24	69-74-71-72	286/-2	79,500.00	Mike Hendry	T65	73-75-71-76 295/7 46,125.00
Hyun-woo Ryu	T24	69-73-69-75	286/-2	79,500.00	Matthew Griffin	T67	68-77-74 77 296/8 45,625.00
Matthew Southgate	T24	68-71-74-73	286/-2	79,500.00	Michael Lorenzo-Vera	T67	71-71-77-77 296/8 45,625.00
SSP Chawrasia	T31	72-70-73-72	287/-1	72,000.00	Zecheng Dou	T69	71-76-75-75 297/9 45,125.00
Matt Kuchar	T31	67-70-72-78	287/-1	72,000.00	Si Woo Kim	T69	71-71-79-76 297/9 45,125.00
Alexander Levy	T31	71-71-71-74	287/-1	72,000.00	Thomas Pieters	T71	75-79-69-76 299/11 44,625.00
Alex Noren	T31	72-72-72-71	287/-1	72,000.00	Graeme Storm	T71	75-74-75-75 299/11 44,625.00
Thorbjørn Olesen	T31	72-73-69-73	287/-1	72,000.00	Yan Wei Liu	73	72-73-77-78 300/12 44,250.00
Russell Henley	T36	75-68-76-69	288/E	68,500.00	Ashley Hall	74	74-71-80-76 301/13 44,000.00
Jon Rahm	T36	72-74-69-73	288/E	68,500.00	Andrew Dodt	75	74-79-74-77 304/16 43,750.00
Paul Dunne	T38	67-73-70-79	289/1	64,500.00	Brandon Stone	76	78-87-68-75 308/20 43,500.00
Gavin Kyle Green	T38	65-74-73-77	289/1	64,500.00	Yi Cao	77	74-83-79-75 311/23 43,250.00
					Shugo Imahira	DQ	72-79 151/7

2016-17 HSBC Champions

Sheshan International GC; Shanghai, China Purse: \$9,500,000 Par/Yards: 36-36-72/7,261 **October 24-30, 2016**

LEADERS	First Round	Second Round	Third Round
	Rikard Karlberg 64 (-8)	Hideki Matsuyama 131 (-13)	Hideki Matsuyama 199 (-17)
	Rickie Fowler 65 (-7)	Bill Haas 134 (-10)	Russell Knox 202 (-14)
	Daniel Berger 66 (-6)	Russell Knox 134 (-10)	Daniel Berger 203 (-13)
	Russell Knox 66 (-6)	Daniel Berger 136 (-8)	Bill Haas 204 (-12)
	Hideki Matsuyama 66 (-6)	Richard Bland 136 (-8)	Francesco Molinari 204 (-12)
		Francesco Molinari 136 (-8)	

CUT: No cut. 78 professionals completed 72 holes.

WEATHER: Thursday: Cloudy and dreary conditions with a high of 62. Wind ENE 10-15 mph. Friday: Cloudy and breezy conditions with a high of 68 with temperatures dropping in the late afternoon to the high 50s. Wind NNW to NNE 10-20 mph with gusts of 25-30 mph. Saturday: Cloudy with a high of 59. Wind NNE 10-15 decreasing to 8-12 mph in the afternoon. Sunday: Mostly sunny with a high of 64. Wind ENE 8-12 mph.



Winner: Hideki Matsuyama 66-65-68-66 265 \$1,620,000.00

HIDEKI MATSUYAMA ... 1	66-65-68-66	265/-23	\$1,620,000.00	George Coetzee T40	69-79-68-72	288/E	\$62,000.00
Daniel Berger T2	66-70-67-69	272/-16	787,000.00	Zecheng Dou T40	77-70-72-69	288/E	62,000.00
Henrik Stenson T2	69-71-67-65	272/-16	787,000.00	Martin Kaymer T40	72-68-74-74	288/E	62,000.00
Bill Haas T4	67-67-70-69	273/-15	372,000.00	Soren Kjeldsen T40	73-75-72-68	288/E	62,000.00
Rory McIlroy T4	71-66-70-66	273/-15	372,000.00	Brooks Koepka T40	73-70-69-76	288/E	62,000.00
Ross Fisher T6	69-68-69-68	274/-14	235,333.34	Louis Oosthuizen T45	71-75-69-74	289/1	58,500.00
Rickie Fowler T6	65-73-68-68	274/-14	235,333.33	Jhonattan Vegas T45	79-71-73-66	289/1	58,500.00
Francesco Molinari T6	67-69-68-70	274/-14	235,333.33	Bradley Dredge T47	72-73-74-71	290/2	55,000.00
Sergio Garcia T9	68-72-69-67	276/-12	170,000.00	Andrew Johnston T47	75-69-69-77	290/2	55,000.00
Russell Knox T9	66-68-68-74	276/-12	170,000.00	K.T. Kim T47	74-74-71-71	290/2	55,000.00
Emiliano Grillo T11	72-67-71-67	277/-11	148,000.00	WC Liang T47	72-75-72-71	290/2	55,000.00
Paul Casey T12	67-70-72-69	278/-10	134,000.00	Gary Woodland T47	71-74-73-72	290/2	55,000.00
Alexander Noren T12	68-72-70-68	278/-10	134,000.00	Gregory Bourdy T52	74-70-76-71	291/3	51,500.00
Thomas Pieters T14	71-70-66-72	279/-9	118,500.00	Young-han Song T52	75-74-72-70	291/3	51,500.00
Adam Scott T14	69-80-64-66	279/-9	118,500.00	Scott Hend T54	72-72-72-77	293/5	49,250.00
Matthew Fitzpatrick T16	72-74-70-65	281/-7	103,666.67	Kevin Na T54	75-71-73-74	293/5	49,250.00
Joost Luiten T16	72-68-71-70	281/-7	103,666.67	Hideto Tanihara T54	73-73-73-74	293/5	49,250.00
Jason Kokrak T16	70-73-67-71	281/-7	103,666.66	Bubba Watson T54	71-73-76-73	293/5	49,250.00
Rafa Cabrera Bello T19	71-74-68-69	282/-6	93,000.00	Alexander Levy T58	72-75-73-74	294/6	47,750.00
Rikard Karlberg T19	64-75-71-72	282/-6	93,000.00	Jordan Zunic T58	72-75-75-72	294/6	47,750.00
Matt Kuchar T21	73-66-68-76	283/-5	88,000.00	Patrick Reed T60	78-75-66-76	295/7	46,500.00
Xinjun Zhang T21	68-69-70-76	283/-5	88,000.00	Chan Shih-chang T60	79-74-71-71	295/7	46,500.00
Ashun Wu T23	73-69-73-69	284/-4	80,166.67	Richard Sterne T60	77-74-69-75	295/7	46,500.00
Tyrrell Hatton T23	70-76-67-71	284/-4	80,166.67	Byeong Hun An T63	74-75-76-71	296/8	45,250.00
Justin Thomas T23	71-70-72-71	284/-4	80,166.67	Si Woo Kim T63	74-81-72-69	296/8	45,250.00
Chris Wood T23	69-70-70-75	284/-4	80,166.67	Hao Tong Li T63	73-72-74-77	296/8	45,250.00
Shane Lowry T23	74-68-65-77	284/-4	80,166.66	Sean O'Hair T63	73-73-72-78	296/8	45,250.00
Ryan Moore T23	71-72-66-75	284/-4	80,166.66	Scott Piercy T63	79-72-74-71	296/8	45,250.00
Lee Westwood 29	69-70-77-69	285/-3	75,000.00	Matthew Millar T68	72-75-74-77	298/10	44,375.00
Richard Bland T30	68-68-75-75	286/-2	72,000.00	Miguel Tabuena T68	72-76-72-78	298/10	44,375.00
Roberto Castro T30	73-74-73-66	286/-2	72,000.00	Marcus Fraser T70	78-73-71-77	299/11	43,625.00
Branden Grace T30	73-75-71-67	286/-2	72,000.00	Kevin Kisner T70	72-80-69-78	299/11	43,625.00
Thongchai Jaidee T30	70-73-73-70	286/-2	72,000.00	Soomin Lee T70	76-76-75-72	299/11	43,625.00
Charl Schwartzel T30	72-71-72-71	286/-2	72,000.00	Jeunghun Wang T70	82-76-69-72	299/11	43,625.00
Dean Burmester T35	68-70-74-75	287/-1	67,000.00	Jacques Blaauw 74	76-73-77-75	301/13	43,000.00
Kevin Chappell T35	70-71-72-74	287/-1	67,000.00	Danny Willett 75	74-78-75-75	302/14	42,750.00
J.B. Holmes T35	71-74-70-72	287/-1	67,000.00	Huilin Zhang 76	72-78-76-79	305/17	42,500.00
Dustin Johnson T35	74-74-70-69	287/-1	67,000.00	Nathan Holman T77	75-79-77-75	306/18	42,125.00
Bernd Wiesberger T35	71-72-73-71	287/-1	67,000.00	Jimmy Walker T77	78-79-77-72	306/18	42,125.00

2015-16 HSBC Champions

Sheshan International GC; Shanghai, China Purse: \$8,500,000 Par/Yards: 36-36-72/7,261 November 2-8, 2015

LEADERS	First Round	Second Round	Third Round
	Graeme McDowell..... 67 (-5)	Graeme McDowell..... 134 (-10)	Graeme McDowell..... 205 (-11)
	Tim Clark..... 69 (-3)	Ian Poulter..... 137 (-7)	Hiroshi Iwata..... 206 (-10)
	Tommy Fleetwood..... 69 (-3)	Hiroshi Iwata..... 138 (-6)	Martin Kaymer..... 207 (-9)
	Rickie Fowler..... 69 (-3)	Bubba Watson..... 138 (-6)	Bubba Watson..... 207 (-9)
	Martin Kaymer..... 69 (-3)	Jonas Blixt..... 139 (-5)	Tim Clark..... 208 (-8)
	Chris Kirk..... 69 (-3)	Tim Clark..... 139 (-5)	Rickie Fowler..... 208 (-8)
	Brandt Snedeker..... 69 (-3)	Rickie Fowler..... 139 (-5)	
	Bubba Watson..... 71 (-1)	Kevin Na..... 139 (-5)	

CUT: No cut. 77 of 78 professionals completed 72 holes.

WEATHER: Thursday: Mostly cloudy with a high of 75 degrees and winds SE-10-15 mph. Friday: A few light morning showers before play started. Highs in the high 60s with winds SSE-12-15 mph. Saturday: The start of the third round was delayed 30 minutes with tee times pushed back to 9:15 a.m. local time due to dangerous/lightning conditions. Play was again suspended at 9:57 a.m. due to the threat of lightning in the area. Play resumed at 10:40 a.m. and was called for the day due to darkness with the final group given the option to complete their final hole. Only Russell Knox elected not to tee off the 18th hole and returned to finish his third round at 7:45 a.m. on Sunday morning. Wind NW 10-20 mph. Sunday: Mostly cloudy with chilly temperatures in the morning rising to the mid 60s. Winds N 10-15 mph.



Winner: Russell Knox 67-65-68-68 268 \$1,400,000.00

RUSSELL KNOX 1	67-65-68-68	268/-20	\$1,400,000.00	Steven Bowditch	T40	64-75-68-75	282/-6	\$58,500.00	
Kevin Kisner	2	64-66-70-70	270/-18	850,000.00	Luke Donald	T40	71-69-70-72	282/-6	58,500.00
Ross Fisher	T3	69-69-65-68	271/-17	422,500.00	Matt Jones	T40	74-70-68-70	282/-6	58,500.00
Danny Willett	T3	65-74-70-62	271/-17	422,500.00	Anirban Lahiri	T40	70-75-66-71	282/-6	58,500.00
Branden Grace	T5	63-71-70-68	272/-16	276,500.00	Louis Oosthuizen	T44	68-69-73-73	283/-5	55,500.00
Dustin Johnson	T5	65-71-65-71	272/-16	276,500.00	Daniel Summerhays	T44	68-74-67-74	283/-5	55,500.00
Matthew Fitzpatrick	T7	68-69-69-67	273/-15	173,750.00	SSP Chawrasia	T46	69-72-71-72	284/-4	52,000.00
Hao Tong Li	T7	66-69-66-72	273/-15	173,750.00	Miguel Angel Jimenez	T46	73-72-70-69	284/-4	52,000.00
Patrick Reed	T7	65-70-68-70	273/-15	173,750.00	Soren Kjeldsen	T46	68-71-70-75	284/-4	52,000.00
Jordan Spieth	T7	68-72-63-70	273/-15	173,750.00	Richard T. Lee	T46	68-72-73-71	284/-4	52,000.00
Daniel Berger	T11	68-71-69-66	274/-14	106,166.67	Xin-jun Zhang	T46	67-72-73-72	284/-4	52,000.00
Sergio Garcia	T11	68-70-68-68	274/-14	106,166.67	Ze-cheng Dou	T51	70-71-73-71	285/-3	49,000.00
Rory McIlroy	T11	68-72-68-66	274/-14	106,166.67	Lee Westwood	T51	72-69-71-73	285/-3	49,000.00
Henrik Stenson	T11	69-72-66-67	274/-14	106,166.67	Chris Wood	T51	68-76-69-72	285/-3	49,000.00
Thongchai Jaidee	T11	72-68-66-68	274/-14	106,166.66	Thomas Aiken	T54	70-71-73-72	286/-2	47,500.00
Marc Leishman	T11	69-72-65-68	274/-14	106,166.66	Tyrrell Hatton	T54	70-76-70-70	286/-2	47,500.00
Rickie Fowler	T17	68-72-68-67	275/-13	89,000.00	Alexander Noren	T54	70-76-66-74	286/-2	47,500.00
Bernd Wiesberger	T17	70-66-69-70	275/-13	89,000.00	Kevin Na	57	72-72-72-71	287/-1	46,500.00
Byeong-Hun An	T19	69-68-68-72	277/-11	83,000.00	Greg Chalmers	T58	73-73-69-73	288/E	44,791.67
Scott Hend	T19	68-69-67-73	277/-11	83,000.00	Nick Cullen	T58	74-71-70-73	288/E	44,791.67
Hunter Mahan	T19	68-68-71-70	277/-11	83,000.00	Trevor Fisher Jr	T58	67-74-70-77	288/E	44,791.67
Thorbjorn Olesen	T19	64-74-66-73	277/-11	83,000.00	Danny Lee	T58	71-73-71-73	288/E	44,791.67
Paul Casey	T23	67-72-71-68	278/-10	75,750.00	Wu Ashun	T58	69-74-72-73	288/E	44,791.66
Harris English	T23	67-71-70-70	278/-10	75,750.00	WC Liang	T58	71-73-73-71	288/E	44,791.66
Thomas Pieters	T23	67-71-71-69	278/-10	75,750.00	Hiroshi Iwata	T64	70-77-69-73	289/1	43,250.00
Gary Woodland	T23	69-71-73-65	278/-10	75,750.00	Cameron Smith	T64	71-73-70-75	289/1	43,250.00
K.T. Kim	T27	74-71-68-66	279/-9	72,000.00	Andy Sullivan	T64	70-74-70-75	289/1	43,250.00
James Morrison	T27	69-70-68-72	279/-9	72,000.00	Danny Chia	67	72-73-74-71	290/2	42,750.00
Justin Thomas	T27	72-69-70-68	279/-9	72,000.00	Andrew Dodt	T68	70-80-76-66	292/4	42,375.00
Kiradech Aphibarnrat	T30	69-70-70-71	280/-8	68,000.00	Shane Lowry	T68	74-75-72-71	292/4	42,375.00
Tommy Fleetwood	T30	67-71-72-70	280/-8	68,000.00	Adam Scott	70	75-76-72-70	293/5	42,000.00
David Howell	T30	73-68-69-70	280/-8	68,000.00	Satoshi Kodaira	71	74-76-76-68	294/6	41,750.00
Martin Kaymer	T30	69-71-73-67	280/-8	68,000.00	David Lingmerth	T72	70-72-76-77	295/7	41,375.00
Ian Poulter	T30	72-71-70-67	280/-8	68,000.00	Danie van Tonder	T72	77-73-71-74	295/7	41,375.00
Emiliano Grillo	T35	69-71-69-72	281/-7	63,000.00	Yi Cao	74	70-78-71-78	297/9	41,000.00
Scott Piercy	T35	70-73-66-72	281/-7	63,000.00	Steven Jeffress	75	76-78-73-74	301/13	40,750.00
Charl Schwartzel	T35	68-72-69-72	281/-7	63,000.00	Chris Kirk	T76	71-79-74-79	303/15	40,375.00
Robert Streb	T35	73-69-68-71	281/-7	63,000.00	Marc Warren	T76	75-74-81-73	303/15	40,375.00
Bubba Watson	T35	68-73-68-72	281/-7	63,000.00	Hideki Matsuyama	WD	71-73	144/E	

2014-15 HSBC Champions

Sheshan International GC; Shanghai, China Purse: \$8,500,000 Par/Yards: 36-36-72/7,261 November 3-9, 2014

LEADERS		First Round	Second Round	Third Round
	Graeme McDowell	67 (-5)	134 (-10)	205 (-11)
	Tim Clark	69 (-3)	137 (-7)	206 (-10)
	Tommy Fleetwood	69 (-3)	138 (-6)	207 (-9)
	Rickie Fowler	69 (-3)	Bubba Watson138 (-6)	Bubba Watson207 (-9)
	Martin Kaymer	69 (-3)	Jonas Blixt.....139 (-5)	Tim Clark.....208 (-8)
	Chris Kirk	69 (-3)	Tim Clark.....139 (-5)	Rickie Fowler.....208 (-8)
	Brandt Snedeker	69 (-3)	Rickie Fowler.....139 (-5)	
	Bubba Watson	71 (-1)	Kevin Na.....139 (-5)	



CUT: No cut. 76 of the 80 professionals completed 72 holes.


Winner: Bubba Watson 71-67-69-70 277 \$1,400,000.00

BUBBA WATSON	1	71-67-69-70	277/-11	\$1,400,000.00					
Tim Clark.....	2	69-70-69-69	277/-11	850,000.00	Jimmy Walker.....	T35	73-69-75-73	290/2	\$61,500.00
Rickie Fowler.....	T3	69-70-69-70	278/-10	381,666.67	Marc Warren.....	T35	75-72-69-74	290/2	61,500.00
Hiroshi Iwata.....	T3	73-65-68-72	278/-10	381,666.67	Thomas Bjorn.....	T41	72-75-72-72	291/3	56,000.00
Graeme McDowell.....	T3	67-67-71-73	278/-10	381,666.66	Luke Donald.....	T41	74-72-74-71	291/3	56,000.00
Thorbjorn Olesen.....	T6	72-68-69-71	280/-8	213,666.67	Thongchai Jaidee.....	T41	71-76-75-69	291/3	56,000.00
Ian Poulter.....	T6	70-67-72-71	280/-8	213,666.67	Hideki Matsuyama.....	T41	74-69-73-75	291/3	56,000.00
Martin Kaymer.....	T6	69-72-66-73	280/-8	213,666.66	Dawie van der Walt.....	T41	70-72-75-74	291/3	56,000.00
Marc Leishman.....	9	72-71-69-69	281/-7	158,000.00	Ernie Els.....	T46	74-70-74-74	292/4	52,500.00
Jason Dufner.....	T10	72-70-72-68	282/-6	135,500.00	Mikko Ilonen.....	T46	75-76-71-70	292/4	52,500.00
Brandt Snedeker.....	T10	69-74-69-70	282/-6	135,500.00	Felipe Aguilar.....	T48	76-74-71-72	293/5	49,300.00
George Coetzee.....	T12	72-73-69-69	283/-5	108,000.00	Bill Haas.....	T48	70-74-72-77	293/5	49,300.00
Adam Scott.....	T12	70-72-71-70	283/-5	108,000.00	WC Liang.....	T48	75-74-73-71	293/5	49,300.00
Pablo Larrazabal.....	T14	75-72-69-68	284/-4	89,833.34	Justin Rose.....	T48	72-71-76-74	293/5	49,300.00
Alexander Levy.....	T14	74-68-71-71	284/-4	89,833.34	Marcel Siem.....	T48	72-72-76-73	293/5	49,300.00
Wu Ashun.....	T14	74-70-69-71	284/-4	89,833.33	Matt Jones.....	T53	75-76-71-72	294/6	47,000.00
Jonas Blixt.....	T14	71-68-71-74	284/-4	89,833.33	Hennie Otto.....	T53	74-72-75-73	294/6	47,000.00
Chris Kirk.....	T14	69-74-69-72	284/-4	89,833.33	Scott Stallings.....	T53	74-76-77-67	294/6	47,000.00
Louis Oosthuizen.....	T14	70-70-72-72	284/-4	89,833.33	Matt Every.....	T56	75-72-75-73	295/7	45,250.00
Kevin Na.....	T20	71-68-79-67	285/-3	81,000.00	David Lipsky.....	T56	78-73-72-72	295/7	45,250.00
Lee Westwood.....	T20	70-73-69-73	285/-3	81,000.00	Kevin Streelman.....	T56	77-72-71-75	295/7	45,250.00
Ryan Palmer.....	T22	74-72-72-68	286/-2	77,000.00	Gary Woodland.....	T56	73-75-74-73	295/7	45,250.00
Patrick Reed.....	T22	71-73-71-71	286/-2	77,000.00	Mu Hu.....	T60	78-71-74-73	296/8	43,875.00
Jamie Donaldson.....	T24	71-77-68-71	287/-1	73,500.00	Brendon Todd.....	T60	71-74-73-78	296/8	43,875.00
Tommy Fleetwood.....	T24	69-75-74-69	287/-1	73,500.00	Darren Fichardt.....	62	74-72-74-77	297/9	43,500.00
Stephen Gallacher.....	T24	72-72-71-72	287/-1	73,500.00	Hyung-Sung Kim.....	63	70-74-75-79	298/10	43,250.00
Henrik Stenson.....	T24	70-71-81-65	287/-1	73,500.00	Keegan Bradley.....	T64	72-73-77-78	300/12	42,500.00
Sergio Garcia.....	T28	74-72-73-69	288/E	68,500.00	Mike Hendry.....	T64	76-75-73-76	300/12	42,500.00
J.B. Holmes.....	T28	70-71-73-74	288/E	68,500.00	Charl Schwartzel.....	T64	74-76-77-73	300/12	42,500.00
Anirban Lahiri.....	T28	74-70-74-70	288/E	68,500.00	Oliver Wilson.....	T64	71-70-79-80	300/12	42,500.00
Joost Luiten.....	T28	77-71-69-71	288/E	68,500.00	Lian-Wei Zhang.....	T64	73-76-74-77	300/12	42,500.00
Hunter Mahan.....	T28	74-68-71-75	288/E	68,500.00	Ze-cheng Dou.....	T69	76-73-74-78	301/13	41,625.00
Ryan Moore.....	T28	74-71-72-71	288/E	68,500.00	Antonio Lascuna.....	T69	76-79-73-73	301/13	41,625.00
Shane Lowry.....	34	78-69-74-68	289/1	65,000.00	Miguel A. Jimenez.....	71	78-75-73-76	302/14	41,250.00
Russell Henley.....	T35	71-75-74-70	290/2	61,500.00	Jason Knutzon.....	72	78-74-75-77	304/16	41,000.00
Haotong Li.....	T35	75-72-76-67	290/2	61,500.00	Billy Horschel.....	T73	80-77-79-70	306/18	40,500.00
John Senden.....	T35	73-73-72-72	290/2	61,500.00	Yoshitaka Takeya.....	T73	77-78-75-76	306/18	40,500.00
Jordan Spieth.....	T35	70-74-72-74	290/2	61,500.00	Jaco Van Zyl.....	T73	70-75-83-78	306/18	40,500.00
					Jin Jeong.....	76	85-79-75-80	319/31	40,000.00

2013-14 HSBC Champions

Sheshan International GC; Shanghai, China Purse: \$8,500,000 Par/Yards: 36-36-72/7,266 October 28-November 3, 2013

LEADERS	First Round	Second Round	Third Round
Rory McIlroy.....	65 (-7)	Dustin Johnson..... 132 (-12)	Dustin Johnson..... 198 (-18)
Jamie Donaldson.....	67 (-5)	Rory McIlroy..... 137 (-7)	Ian Poulter..... 201 (-15)
Gonzalo Fdez-Castano.....	67 (-5)	Bubba Watson..... 137 (-7)	Graeme McDowell..... 202 (-14)
Tommy Fleetwood.....	68 (-4)	Boo Weekley..... 137 (-7)	Graham DeLaet..... 204 (-12)
Justin Rose.....	68 (-4)	Ernie Els..... 138 (-6)	Rory McIlroy..... 204 (-12)
Jordan Spieth.....	68 (-4)	Gonzalo Fdez-Castano..... 138 (-6)	Justin Rose..... 204 (-12)
Bubba Watson.....	68 (-4)	Tommy Fleetwood..... 138 (-6)	
Dustin Johnson..... 69 (-3)		Sergio Garcia..... 138 (-6)	
		Graeme McDowell..... 138 (-6)	
		Ian Poulter..... 138 (-6)	



CUT: No cut. 77 of 78 players completed 72 holes.

WEATHER: Thursday: Cloudy and breezy, with a high of 69. Wind E at 10-15 mph. Friday: Partly cloudy and breezy, with a high of 69. Wind E at 10-15 mph. Saturday: Mostly cloudy, with a high of 72. Winds N at 3-6 mph. Sunday: Mostly cloudy, with a high of 72. NNW wind at 5-10 mph.

Winner: Dustin Johnson 69-63-66-66 264 \$1,400,000.00

Player	Score	Prize Money	Player	Score	Prize Money
DUSTIN JOHNSON..... 1	69-63-66-66	264/-24 \$1,400,000.00	Gonzalo Fdez-Castano T39	67-71-70-76	284/-4 \$58,000.00
Ian Poulter..... 2	71-67-63-66	267/-21 850,000.00	Branden Grace..... T39	77-71-67-69	284/-4 58,000.00
Graeme McDowell..... 3	69-69-64-66	268/-20 480,000.00	Haotong Li..... T39	72-71-74-67	284/-4 58,000.00
Sergio Garcia..... 4	70-68-69-63	270/-18 365,000.00	David Lynn..... T39	74-70-69-71	284/-4 58,000.00
Justin Rose..... 5	68-71-65-68	272/-16 300,000.00	Richard Sterne..... T39	74-73-74-63	284/-4 58,000.00
Graham DeLaet..... T6	71-68-65-69	273/-15 231,500.00	Chris Wood..... T39	71-71-73-69	284/-4 58,000.00
Rory McIlroy..... T6	65-72-67-69	273/-15 231,500.00	Ken Duke..... T46	70-72-73-70	285/-3 52,500.00
Jamie Donaldson..... T8	67-74-66-67	274/-14 161,666.67	Brian Gay..... T46	71-72-72-70	285/-3 52,500.00
Bubba Watson..... T8	68-69-69-68	274/-14 161,666.67	Thongchai Jaidee..... T46	76-68-68-73	285/-3 52,500.00
Martin Kaymer..... T8	70-74-62-68	274/-14 161,666.66	Jimmy Walker..... T46	73-73-69-70	285/-3 52,500.00
Keegan Bradley..... T11	71-68-68-68	275/-13 116,666.67	Hiroyuki Fujita..... T50	75-70-68-73	286/-2 49,000.00
Ernie Els..... T11	69-69-71-66	275/-13 116,666.67	Mike Hendry..... T50	72-73-73-68	286/-2 49,000.00
Boo Weekley..... T11	70-67-69-69	275/-13 116,666.66	Masahiro Kawamura... T50	73-72-70-71	286/-2 49,000.00
Phil Mickelson..... 14	71-68-72-65	276/-12 100,000.00	Ryan Moore..... T50	70-74-69-73	286/-2 49,000.00
WC Liang..... T15	72-67-72-66	277/-11 93,500.00	Michael Thompson.... T50	74-72-68-72	286/-2 49,000.00
Louis Oosthuizen..... T15	70-70-70-67	277/-11 93,500.00	Kiradech Aphibarnrat.. T55	69-78-68-72	287/-1 46,250.00
Jordan Spieth..... 17	68-71-70-69	278/-10 90,000.00	Rickie Fowler..... T55	74-70-70-73	287/-1 46,250.00
Tommy Fleetwood..... T18	68-70-69-72	279/-9 87,000.00	John Merrick..... T55	72-75-69-71	287/-1 46,250.00
Jin Jeong..... T18	70-69-71-69	279/-9 87,000.00	Brandt Snedeker..... T55	73-74-70-70	287/-1 46,250.00
Paul Casey..... 20	69-73-69-69	280/-8 84,000.00	Peter Uihlein..... T55	71-73-73-70	287/-1 46,250.00
Gregory Bourdy..... T21	75-68-67-71	281/-7 75,100.00	Lee Westwood..... T55	71-73-68-75	287/-1 46,250.00
Bill Haas..... T21	72-72-69-68	281/-7 75,100.00	Derek Ernst..... T61	71-72-73-72	288/E 44,250.00
Peter Hanson..... T21	70-73-70-68	281/-7 75,100.00	Darren Fichardt..... T61	70-74-75-69	288/E 44,250.00
Scott Hend..... T21	69-74-66-72	281/-7 75,100.00	Gaganjeet Bhullar..... T63	69-71-75-74	289/1 43,500.00
Mikko Ilonen..... T21	72-69-72-68	281/-7 75,100.00	Jonas Blixt..... T63	70-75-74-70	289/1 43,500.00
Matteo Manassero..... T21	72-70-70-69	281/-7 75,100.00	Stephen Gallacher..... T63	73-73-72-71	289/1 43,500.00
Francesco Molinari..... T21	72-69-70-70	281/-7 75,100.00	Ryo Ishikawa..... T66	81-72-68-69	290/2 42,875.00
Scott Piercy..... T21	72-73-68-68	281/-7 75,100.00	Daniel Popovic..... T66	77-71-69-73	290/2 42,875.00
Bo Van Pelt..... T21	77-67-66-71	281/-7 75,100.00	D.A. Points..... T68	72-74-70-75	291/3 42,375.00
Jaco Van Zyl..... T21	72-73-68-68	281/-7 75,100.00	Ashun Wu..... T68	74-75-70-72	291/3 42,375.00
Luke Donald..... T31	70-71-70-71	282/-6 68,000.00	David Howell..... 70	72-75-73-72	292/4 42,000.00
Henrik Stenson..... T31	74-76-67-65	282/-6 68,000.00	Seuk-hyun Baek..... 71	81-68-69-75	293/5 41,750.00
Nick Watney..... T31	75-74-67-66	282/-6 68,000.00	Miguel A. Jimenez..... 72	75-76-70-74	295/7 41,500.00
Mark Brown..... T34	72-68-72-71	283/-5 64,000.00	Raphael Jacquelin..... 73	81-70-71-74	296/8 41,250.00
Jason Dufner..... T34	73-67-71-72	283/-5 64,000.00	George Coetzee..... 74	75-77-74-71	297/9 41,000.00
Billy Horschel..... T34	71-69-72-71	283/-5 64,000.00	Mu Hu..... 75	76-75-73-75	299/11 40,750.00
Wenyi Huang..... T34	70-74-69-70	283/-5 64,000.00	Brett Rumford..... 76	75-77-79-72	303/15 40,500.00
Kevin Streelman..... T34	70-73-72-68	283/-5 64,000.00	Huang Ming-jie..... 77	83-77-80-83	323/35 40,250.00
Thomas Bjorn..... T39	74-72-70-68	284/-4 58,000.00			

2012 HSBC Champions

Mission Hills Golf Club; Guangdong, China Purse: \$7,000,000 Par/Yards: 36-36-72/7,301 October 29-November 4, 2012

LEADERS		First Round	Second Round	Third Round
	Louis Oosthuizen	65 (-7)	Louis Oosthuizen 128 (-16)	Louis Oosthuizen 198 (-18)
	Adam Scott	65 (-7)	Ernie Els 133 (-11)	Lee Westwood 198 (-18)
	Peter Hanson	66 (-6)	Adam Scott 133 (-11)	Phil Mickelson 201 (-15)
	Shane Lowry	66 (-6)	Jason Dufner 134 (-10)	Ernie Els 202 (-14)
	Phil Mickelson	66 (-6)	Shane Lowry 134 (-10)	Bill Haas 202 (-14)
	Bubba Watson	66 (-6)	Ian Poulter 137 (T12)	Ian Poulter 202 (-14)
	Ian Poulter	69 (T16)		

CUT: No cut. 77 of 78 professionals completed 72 holes,



WEATHER: Overcast and mild. High of 75. Winds variable at 5-10 mph. Friday: Sunny and mild. High of 79. Winds variable at 5-10 mph. Saturday: Sunny and mild. High of 79. Winds variable at 8-10 mph. Sunday: Overcast and warm. High of 82. Winds variable at 5-10 mph.

Winner: Ian Poulter 69-68-65-65 267 \$1,200,000.00

IAN POULTER	1	69-68-65-65	267	\$1,200,000.00	Francesco Molinari	T39	74-69-74-68	285	\$47,000.00
Jason Dufner	T2	68-66-71-64	269	417,500.00	Thaworn Wiratchant.....	T39	72-70-70-73	285	47,000.00
Ernie Els.....	T2	70-63-69-67	269	417,500.00	Jamie Donaldson	T42	71-74-71-70	286	43,500.00
Phil Mickelson	T2	66-69-66-68	269	417,500.00	Marcus Fraser	T42	73-72-70-71	286	43,500.00
Scott Piercy	T2	68-68-68-65	269	417,500.00	Graeme McDowell	T42	71-75-68-72	286	43,500.00
Louis Oosthuizen	T6	65-63-70-72	270	190,000.00	Julien Quesne.....	T42	71-71-71-73	286	43,500.00
Lee Westwood.....	T6	70-67-61-72	270	190,000.00	Rafael Cabrera Bello	T46	75-69-76-67	287	40,000.00
Adam Scott	8	65-68-71-67	271	155,000.00	Greg Chalmers	T46	71-71-68-77	287	40,000.00
Martin Kaymer.....	9	68-69-67-68	272	140,000.00	Brendan Jones	T46	74-69-70-74	287	40,000.00
Bill Haas	10	69-67-66-71	273	125,000.00	Jeev Milkha Singh	T46	72-71-73-71	287	40,000.00
Hiroyuki Fujita	T11	73-67-67-67	274	98,000.00	Mark Wilson	T46	73-74-69-71	287	40,000.00
Prom Meesawat	T11	67-70-69-68	274	98,000.00	Robert Garrigus	T51	76-68-69-75	288	38,000.00
Thorbjorn Olesen.....	T11	71-65-70-68	274	98,000.00	Brad Kennedy.....	T51	73-77-67-71	288	38,000.00
Marcel Siem	T11	71-70-66-67	274	98,000.00	Geoff Ogilvy.....	T51	75-74-72-67	288	38,000.00
Brandt Snedeker.....	T11	72-71-60-71	274	98,000.00	Nicolas Colsaerts	T54	73-73-71-72	289	36,750.00
Carl Pettersson	T16	70-68-66-71	275	80,500.00	Han Lee	T54	73-70-75-71	289	36,750.00
Nick Watney	T16	72-72-69-62	275	80,500.00	Robert Allenby.....	T56	76-72-69-73	290	34,750.00
Gaganjeet Bhullar.....	T18	73-68-63-72	276	75,000.00	George Coetzee.....	T56	73-76-68-73	290	34,750.00
Luke Donald	T18	68-68-69-71	276	75,000.00	Hyung-Sung Kim	T56	78-70-70-72	290	34,750.00
Marc Leishman	T18	73-68-65-70	276	75,000.00	Garth Mulroy	T56	70-74-73-73	290	34,750.00
Thomas Bjorn.....	T21	72-70-68-67	277	70,000.00	Jaco Van Zyl	T56	74-75-70-71	290	34,750.00
Thongchai Jaidee.....	T21	70-68-69-70	277	70,000.00	Xin-jun Zhang	T56	75-69-76-70	290	34,750.00
Keegan Bradley	23	71-68-68-71	278	67,000.00	Branden Grace.....	T62	75-76-70-70	291	32,500.00
Peter Hanson	T24	66-71-73-69	279	62,250.00	Hennie Otto	T62	76-73-71-71	291	32,500.00
Scott Hend	T24	70-74-67-68	279	62,250.00	Danny Willett.....	T62	74-73-71-73	291	32,500.00
WC Liang	T24	72-73-66-68	279	62,250.00	Alvaro Quiros.....	T65	72-76-68-76	292	31,000.00
Justin Rose	T24	72-70-67-70	279	62,250.00	Richie Ramsay.....	T65	78-71-72-71	292	31,000.00
Thomas Aiken	T28	68-73-69-70	280	57,500.00	Kyle Stanley.....	T65	79-70-74-69	292	31,000.00
Gonzalo Fdez-Castano ..	T28	71-67-69-73	280	57,500.00	Jbe' Kruger	68	83-72-71-67	293	30,000.00
John Senden	T28	72-70-70-68	280	57,500.00	Kenichi Kuboya	T69	77-83-66-69	295	29,000.00
Bernd Wiesberger.....	T28	72-72-68-68	280	57,500.00	David Lynn.....	T69	76-69-73-77	295	29,000.00
Shane Lowry.....	32	66-68-72-75	281	55,000.00	Toshinori Muto.....	T69	74-71-76-74	295	29,000.00
Bubba Watson.....	33	66-72-69-75	282	54,000.00	Yuta Ikeda	T72	70-70-82-75	297	27,500.00
Ik-Je Jang	T34	68-71-72-72	283	52,500.00	David Lipsky	T72	78-74-69-76	297	27,500.00
Tadahiro Takayama	T34	73-69-70-71	283	52,500.00	Robert Rock.....	T72	78-70-76-73	297	27,500.00
Paul Lawrie.....	T36	69-71-72-72	284	50,000.00	Johnson Wagner.....	75	75-74-73-76	298	26,500.00
Joost Luiten.....	T36	72-72-68-72	284	50,000.00	Siddikur Rahman.....	76	77-76-76-72	301	26,000.00
A-Shun Wu.....	T36	68-70-71-75	284	50,000.00	Mu Hu.....	77	79-74-79-75	307	25,500.00
Dustin Johnson	T39	67-68-84-66	285	47,000.00					

2011 HSBC Champions

Sheshan International Golf Club; Shanghai, China Purse: \$7,000,000 Par/Yards: 36-36-72/7,266 October 31-November 6, 2011

First Round	Second Round	Third Round
Keegan Bradley..... 65 (-7)	Fredrik Jacobson..... 133 (-11)	Fredrik Jacobson..... 200 (-16)
Fredrik Jacobson..... 67 (-5)	Louis Oosthuizen..... 134 (-10)	Louis Oosthuizen..... 202 (-14)
Alexander Noren..... 67 (-5)	Adam Scott..... 134 (-10)	Adam Scott..... 203 (-13)
Bo Van Pelt..... 67 (-5)	Keegan Bradley..... 135 (-9)	Rory McIlroy..... 204 (-12)
K.J. Choi..... 68 (-4)	Paul Casey..... 136 (-8)	Lee Westwood..... 204 (-12)
Thongchai Jaidee..... 68 (-4)	Bo Van Pelt..... 136 (-8)	Martin Kaymer..... 205 (-11)
Justin Rose..... 68 (-4)	Martin Kaymer..... 137 (-7)	
David Toms..... 68 (-4)		
Martin Kaymer..... 69 (-3)		

CUT: No cut. All 78 professionals completed 72 holes.



WEATHER: Thursday: Mostly cloudy, with the high reaching 68. Winds variable at 5-10 mph. Friday: Mostly cloudy and humid, with the high reaching 68. There was light rain for approximately 90 minutes midway through the round. Lift, clean and place rules in effect. Winds variable at 6-12 mph. Saturday: Mostly cloudy and warmer, with the high reaching 71. Winds variable at 5-10 mph. Sunday: Mostly cloudy and cooler, with the high reaching 69. Winds NNE at 12-18 mph shifting to NE at 10-18 in the afternoon.

Winner: Martin Kaymer 69-68-68-63 268 \$1,200,000.00

MARTIN KAYMER..... 1	69-68-68-63	268	\$1,200,000.00
Fredrik Jacobson..... 2	67-66-67-71	271	675,000.00
Graeme McDowell..... 3	69-69-67-67	272	430,000.00
Paul Casey..... T4	70-66-70-67	273	258,333.33
Rory McIlroy..... T4	70-69-65-69	273	258,333.33
Charl Schwartzel..... T4	70-69-69-65	273	258,333.33
Hunter Mahan..... T7	71-67-69-67	274	155,000.00
Louis Oosthuizen..... T7	71-63-68-72	274	155,000.00
Justin Rose..... T7	68-70-70-66	274	155,000.00
Jhonattan Vegas..... 10	69-73-65-68	275	125,000.00
Adam Scott..... T11	69-65-69-73	276	110,000.00
Bo Van Pelt..... T11	67-69-70-70	276	110,000.00
Ian Poulter..... T13	70-68-69-71	278	90,000.00
Lee Westwood..... T13	69-68-67-74	278	90,000.00
Xin-jun Zhang..... T13	74-68-64-72	278	90,000.00
Keegan Bradley..... T16	65-70-72-72	279	79,333.33
K.J. Choi..... T16	68-70-72-69	279	79,333.33
Simon Dyson..... T16	69-69-70-71	279	79,333.33
John Senden..... 19	72-68-70-70	280	75,000.00
Nicolas Colsaerts..... T20	74-69-68-70	281	71,000.00
Lucas Glover..... T20	76-68-71-66	281	71,000.00
Pablo Larrazabal..... T20	70-69-70-72	281	71,000.00
Aaron Baddeley..... T23	69-68-73-72	282	62,500.00
Jonathan Byrd..... T23	71-68-70-73	282	62,500.00
Anders Hansen..... T23	71-69-70-72	282	62,500.00
Jbe' Kruger..... T23	70-70-68-74	282	62,500.00
Francesco Molinari..... T23	70-70-71-71	282	62,500.00
Jeev Milkha Singh..... T23	72-73-69-68	282	62,500.00
Harrison Frazar..... T29	70-75-64-74	283	56,500.00
Yuta Ikeda..... T29	70-71-68-74	283	56,500.00
Thongchai Jaidee..... T29	68-69-72-74	283	56,500.00
Rory Sabbatini..... T29	69-71-71-72	283	56,500.00
Ernie Els..... T33	75-69-72-68	284	52,000.00
Peter Hanson..... T33	69-73-71-71	284	52,000.00
Robert Rock..... T33	70-70-71-73	284	52,000.00
Lee Slattery..... T33	76-71-68-69	284	52,000.00
Nick Watney..... T33	71-75-71-67	284	52,000.00
Darren Clarke..... T38	73-76-67-69	285	47,500.00
Jim Herman..... T38	74-70-73-68	285	47,500.00

Miguel A. Jimenez..... T38	72-68-68-77	285	\$47,500.00
Chinnarat Phadungsil..... T38	71-69-74-71	285	47,500.00
Stuart Appleby..... T42	77-70-71-69	287	43,500.00
Thomas Bjorn..... T42	72-71-71-73	287	43,500.00
Bill Haas..... T42	74-69-68-76	287	43,500.00
Scott Stallings..... T42	70-74-72-71	287	43,500.00
Ben Crane..... T46	75-71-74-68	288	40,500.00
Hiroyuki Fujita..... T46	74-71-70-73	288	40,500.00
Keith Horne..... T46	71-70-73-74	288	40,500.00
Jung-gon Hwang..... T49	72-72-70-75	289	38,000.00
Kyung-tae Kim..... T49	73-77-71-68	289	38,000.00
Paul Lawrie..... T49	72-71-72-74	289	38,000.00
Alexander Noren..... T49	67-75-70-77	289	38,000.00
Alvaro Quiros..... T49	72-67-71-79	289	38,000.00
Siddikur Rahman..... T49	75-73-67-74	289	38,000.00
Ashun Wu..... T49	72-69-70-78	289	38,000.00
Robert Karlsson..... T56	74-75-68-73	290	35,500.00
Geoff Ogilvy..... T56	75-69-69-77	290	35,500.00
Mark Wilson..... T56	71-73-77-69	290	35,500.00
Tetsuji Hiratsuka..... T59	72-70-72-77	291	34,000.00
Michio Matsumura..... T59	74-71-71-75	291	34,000.00
David Toms..... T59	68-76-71-76	291	34,000.00
Jim Furyk..... T62	78-68-73-73	292	32,500.00
Michael Hoey..... T62	76-70-74-72	292	32,500.00
WC Liang..... T62	72-73-71-76	292	32,500.00
S.S.P. Chowrasia..... 65	73-74-73-73	293	31,500.00
Kiradech Aphibarnrat..... T66	79-72-71-72	294	30,750.00
D.A. Points..... T66	73-71-73-77	294	30,750.00
Chez Reavie..... 68	70-75-68-82	295	30,000.00
Matteo Manassero..... 69	82-71-70-73	296	29,500.00
Thomas Aiken..... 70	76-75-69-77	297	29,000.00
David Gleeson..... 71	71-70-76-81	298	28,500.00
Alistair Presnell..... T72	75-75-73-76	299	27,750.00
Chan Yih-shin..... T72	75-74-76-74	299	27,750.00
Hao Yuan..... 74	72-78-74-76	300	27,000.00
Pablo Martin..... 75	76-71-74-80	301	26,500.00
Tom Lewis..... 76	78-71-72-83	304	26,000.00
Adam Bland..... 77	75-76-81-80	312	25,500.00
Bobby Gates..... WD	75-68-69	212	

2010 HSBC Champions

Sheshan International Golf Club; Shanghai, China Purse: \$7,000,000 Par/Yards: 36-36-72/7,266 November 4-7, 2010

LEADERS		First Round	Second Round	Third Round
	Francesco Molinari	65 (-7)	Francesco Molinari	135 (-9)
	Lee Westwood.....	66 (-6)	Lee Westwood.....	136 (-8)
	Yuta Ikeda.....	67 (-5)	Ernie Els.....	137 (-7)
	Seung-yul Noh.....	67 (-5)	Richie Ramsay.....	137 (-7)
	Henrik Stenson.....	67 (-5)	Jaco Van Zyl.....	137 (-7)
	Luke Donald.....	68 (-4)	Luke Donald.....	138 (-6)
	Pablo Martin.....	68 (-4)	Ross Fisher.....	139 (-5)
	Tiger Woods.....	68 (-4)	Seung yul Noh.....	139 (-5)
			Francesco Molinari	202 (-14)
			Lee Westwood.....	203 (-13)
			Luke Donald.....	206 (-10)
			Ernie Els.....	208 (-8)
			Ross Fisher.....	208 (-8)
			Richie Ramsay.....	208 (-8)
			Jaco van Zyl.....	209 (-7)

CUT: No cut. 77 of 78 professionals completed 72 holes.



WEATHER: Thursday: Partly cloudy with a high of 79 degrees. S winds 6-12 mph. Friday: Partly cloudy and cool in the morning, with a high temperature in the lower 80s. Light, variable winds. Saturday: Hazy sunshine and cool, with a high temperature of 79 degrees and calm winds. Sunday: Due to morning fog, the start of the final round was delayed 75 minutes from 8:35 a.m. until 9:50 a.m. Afternoon temperatures reached into the low 80s, under hazy skies with calm winds.

Winner: Francesco Molinari 65-70-67-67 269 \$1,200,000.00

FRANCESCO MOLINARI	1	65-70-67-67	269	\$1,200,000.00					
Lee Westwood.....	2	66-70-67-67	270	675,000.00	Carl Pettersson.....	T39	71-73-71-73	288	\$47,500.00
Luke Donald.....	T3	68-70-68-73	279	372,500.00	Ryo Ishikawa.....	T41	72-71-71-75	289	44,000.00
Richie Ramsay.....	T3	69-68-71-71	279	372,500.00	Miguel A. Jimenez.....	T41	72-70-75-72	289	44,000.00
Rory McIlroy.....	5	71-71-71-67	280	250,000.00	Kyung-tae Kim.....	T41	72-69-75-73	289	44,000.00
Fredrik Andersson Hed.....	T6	69-71-71-70	281	145,714.29	Phil Mickelson.....	T41	69-71-76-73	289	44,000.00
Paul Casey.....	T6	73-71-67-70	281	145,714.29	Edoardo Molinari.....	T41	72-71-76-70	289	44,000.00
Ernie Els.....	T6	72-65-71-73	281	145,714.29	Hiroyuki Fujita.....	T46	75-75-70-70	290	40,750.00
Retief Goosen.....	T6	70-74-69-68	281	145,714.29	Ryan Palmer.....	T46	69-72-74-75	290	40,750.00
Richard Green.....	T6	72-68-73-68	281	145,714.29	Arjun Atwal.....	T48	73-71-73-74	291	39,500.00
Peter Hanson.....	T6	73-69-70-69	281	145,714.29	David Horsey.....	T48	71-74-74-72	291	39,500.00
Tiger Woods.....	T6	68-72-73-68	281	145,714.29	Heath Slocum.....	T48	71-72-78-70	291	39,500.00
Ian Poulter.....	T13	70-70-73-69	282	90,000.00	Camilo Villegas.....	T51	75-70-78-69	292	38,250.00
Henrik Stenson.....	T13	67-74-72-69	282	90,000.00	Y.E. Yang.....	T51	69-74-73-76	292	38,250.00
Jaco Van Zyl.....	T13	71-66-72-73	282	90,000.00	Jason Bohn.....	T53	72-75-72-74	293	36,500.00
Ross Fisher.....	T16	69-70-69-75	283	77,200.00	Rhys Davies.....	T53	76-70-72-75	293	36,500.00
Padraig Harrington.....	T16	70-70-70-73	283	77,200.00	Andrew Dodt.....	T53	73-68-80-72	293	36,500.00
Pablo Martin.....	T16	68-73-71-71	283	77,200.00	Matteo Manassero.....	T53	71-70-81-71	293	36,500.00
Seung-yul Noh.....	T16	67-72-71-73	283	77,200.00	Alvaro Quiros.....	T53	74-78-70-71	293	36,500.00
Charl Schwartzel.....	T16	74-70-67-72	283	77,200.00	Michael Sim.....	T58	72-79-74-69	294	34,750.00
Robert Allenby.....	T21	72-68-72-72	284	68,000.00	Shunsuke Sonoda.....	T58	72-77-78-67	294	34,750.00
Bill Haas.....	T21	72-71-72-69	284	68,000.00	Tetsuji Hiratsuka.....	T60	71-71-80-73	295	33,500.00
Hunter Mahan.....	T21	70-73-71-70	284	68,000.00	Michio Matsumura.....	T60	71-74-75-75	295	33,500.00
Nick Watney.....	T21	72-68-74-70	284	68,000.00	Thaworn Wiratchant.....	T60	75-76-73-71	295	33,500.00
Tim Clark.....	T25	72-70-70-73	285	60,200.00	Marcus Fraser.....	T63	72-76-73-76	297	31,750.00
Rickie Fowler.....	T25	71-74-72-68	285	60,200.00	Anders Hansen.....	T63	71-74-79-73	297	31,750.00
Brendan Jones.....	T25	76-72-69-68	285	60,200.00	Alistair Presnell.....	T63	74-75-74-74	297	31,750.00
Anthony Kim.....	T25	73-72-70-70	285	60,200.00	Liang Wen-Chong.....	T63	79-73-76-69	297	31,750.00
Adam Scott.....	T25	69-73-73-70	285	60,200.00	Pariya Junhasavasdikul	T67	74-80-72-72	298	30,250.00
K.J. Choi.....	T30	72-71-71-72	286	55,500.00	Danny Willett.....	T67	77-69-75-77	298	30,250.00
Ben Crane.....	T30	71-71-74-70	286	55,500.00	Stuart Appleby.....	T69	72-73-74-80	299	29,000.00
Yuta Ikeda.....	T30	67-75-76-68	286	55,500.00	Simon Khan.....	T69	76-73-76-74	299	29,000.00
Martin Kaymer.....	T30	72-69-74-71	286	55,500.00	Bill Lunde.....	T69	78-72-79-70	299	29,000.00
Darren Fichardt.....	T34	73-72-70-72	287	51,000.00	Wu Kang-chun.....	T72	75-77-75-74	301	27,750.00
Richard S. Johnson.....	T34	70-70-77-70	287	51,000.00	Louis Oosthuizen.....	T72	69-80-80-72	301	27,750.00
Robert Karlsson.....	T34	71-73-73-70	287	51,000.00	Kiradech Aphibarnrat.....	74	78-75-73-77	303	27,000.00
Graeme McDowell.....	T34	74-71-73-69	287	51,000.00	Chao Li.....	75	79-79-75-71	304	26,500.00
Katsumasa Miyamoto.....	T34	69-75-77-66	287	51,000.00	Mardan Mamat.....	76	75-76-75-80	306	26,000.00
Gregory Bourdy.....	T39	73-74-73-68	288	47,500.00	Hao Yuan.....	77	79-75-79-75	308	25,500.00

2009 HSBC Champions

Sheshan International Golf Club; Shanghai, China Purse: \$7,000,000 Par/Yards: 36-36-72/7,199 November 5-8, 2009

LEADERS		First Round	Second Round	Third Round
	Nick Watney.....	64 (-8)	Nick Watney.....	134 (-10)
	Martin Kaymer.....	66 (-6)	Tiger Woods.....	134 (-10)
	Ryan Moore.....	66 (-6)	Ryan Moore.....	135 (-9)
	Shane Lowry.....	66 (-6)	Alvaro Quiros.....	135 (-9)
	Paul Casey.....	67 (-5)	Phil Mickelson.....	135 (-9)
	Tiger Woods.....	67 (-5)	Anthony Kim.....	136 (-8)
	Anthony Kim.....	67 (-5)		
	Lin Wen-tang.....	67 (-5)		
	Phil Mickelson.....	69 (T13)		
				Phil Mickelson.....
				Tiger Woods.....
				Nick Watney.....
				Ryan Moore.....
				Lee Westwood.....
				Jyoti Randhawa.....
				Anthony Kim.....



CUT: There was no cut. 77 of 78 professionals completed 72 holes.

WEATHER: Thursday: Sunny and warm, with a high of 73 degrees. S winds 6-12 mph. Friday: Mostly sunny and unseasonably warm. High of 81 with SW winds 10-15 mph. Saturday: Hazy sunshine and muggy. High of 79. Winds S 10-15 mph. Sunday: Mostly sunny and warm with a high of 83. Winds SW 6-12 mph.

Winner: Phil Mickelson 69-66-67-69 271 \$1,200,000.00

PHIL MICKELSON.....	1	69-66-67-69	271	\$1,200,000.00	Jason Dufner.....	T40	69-71-73-74	287	\$45,000.00
Ernie Els.....	2	70-71-68-63	272	675,000.00	WC Liang.....	T40	73-73-73-68	287	45,000.00
Ryan Moore.....	3	66-69-70-68	273	430,000.00	Garth Mulroy.....	T40	69-72-76-70	287	45,000.00
Rory Mcllroy.....	4	73-68-70-63	274	315,000.00	Rod Pampling.....	T40	69-72-75-71	287	45,000.00
Nick Watney.....	5	64-70-70-71	275	250,000.00	Henrik Stenson.....	T40	69-72-74-72	287	45,000.00
Martin Kaymer.....	T6	66-74-69-67	276	190,000.00	Greg Chalmers.....	T45	72-74-73-69	288	40,333.33
Tiger Woods.....	T6	67-67-70-72	276	190,000.00	Gonzalo Fdez-Castano..	T45	73-73-72-70	288	40,333.33
Alvaro Quiros.....	T8	69-66-76-66	277	147,500.00	Ricardo Gonzalez.....	T45	74-71-70-73	288	40,333.33
Lee Westwood.....	T8	70-71-65-71	277	147,500.00	Ian Poulter.....	T45	72-69-79-68	288	40,333.33
Retief Goosen.....	T10	71-71-68-68	278	99,571.43	Rory Sabbatini.....	T45	74-68-76-70	288	40,333.33
Anthony Kim.....	T10	67-69-72-70	278	99,571.43	Oliver Wilson.....	T45	71-72-73-72	288	40,333.33
Soren Kjeldsen.....	T10	69-72-71-66	278	99,571.43	Stewart Cink.....	T51	71-74-75-69	289	38,000.00
Daisuke Maruyama.....	T10	72-69-74-63	278	99,571.43	Yuta Ikeda.....	T51	73-73-71-72	289	38,000.00
Francesco Molinari.....	T10	73-67-70-68	278	99,571.43	Prayad Marksaeng.....	T51	81-69-70-69	289	38,000.00
Geoff Ogilvy.....	T10	72-74-65-67	278	99,571.43	Christian Cevaer.....	T54	73-77-71-69	290	36,500.00
Pat Perez.....	T10	68-69-75-66	278	99,571.43	Jerry Kelly.....	T54	71-75-74-70	290	36,500.00
Ryo Ishikawa.....	T17	72-67-70-70	279	78,000.00	Martin Laird.....	T54	72-74-73-71	290	36,500.00
Koumei Oda.....	T17	70-69-72-68	279	78,000.00	Michael Jonzon.....	T57	72-74-73-72	291	35,000.00
Thongchai Jaidee.....	T19	71-69-70-70	280	72,000.00	Thomas Levet.....	T57	77-77-72-65	291	35,000.00
Matt Kuchar.....	T19	68-72-72-68	280	72,000.00	Steve Marino.....	T57	77-70-74-70	291	35,000.00
Alexander Noren.....	T19	70-71-71-68	280	72,000.00	Chih-Bing Lam.....	T60	71-74-75-72	292	33,750.00
Jyoti Randhawa.....	T19	68-70-70-72	280	72,000.00	Richard Sterne.....	T60	74-73-72-73	292	33,750.00
Robert Allenby.....	T23	73-69-70-69	281	66,000.00	Nathan Green.....	T62	79-77-72-65	293	32,750.00
Sergio Garcia.....	T23	75-70-69-67	281	66,000.00	Sean O'Hair.....	T62	74-71-76-72	293	32,750.00
Brian Gay.....	T25	69-69-72-72	282	61,333.33	Jeppe Huldahl.....	T64	76-72-73-73	294	31,750.00
Padraig Harrington.....	T25	74-69-72-67	282	61,333.33	Mark Murless.....	T64	71-76-79-68	294	31,750.00
Camilo Villegas.....	T25	70-69-73-70	282	61,333.33	Danny Lee.....	T66	74-71-76-74	295	30,750.00
Simon Dyson.....	T28	72-69-72-70	283	58,000.00	Lian-Wei Zhang.....	T66	73-70-80-72	295	30,750.00
Ross Fisher.....	T28	70-70-72-71	283	58,000.00	Thomas Aiken.....	T68	74-78-73-71	296	29,750.00
Shane Lowry.....	T28	66-74-71-72	283	58,000.00	Anthony Kang.....	T68	75-76-76-69	296	29,750.00
Mark Brown.....	T31	71-74-71-68	284	55,500.00	Peter Hedblom.....	T70	77-71-76-74	298	28,500.00
Peter Hanson.....	T31	72-72-75-65	284	55,500.00	Daniel Alfredo Vancsik..	T70	74-74-74-76	298	28,500.00
Shingo Katayama.....	T33	75-68-77-65	285	51,000.00	Ashun Wu.....	T70	74-71-83-70	298	28,500.00
James Kingston.....	T33	70-70-75-70	285	51,000.00	Jean Hugo.....	T73	78-76-74-71	299	27,500.00
Wen-Tang Lin.....	T33	67-72-70-76	285	51,000.00	Gaganjeet Bhullar.....	T74	74-76-76-74	300	26,500.00
Chapchai Nirat.....	T33	71-74-70-70	285	51,000.00	Nick Dougherty.....	T74	68-80-76-76	300	26,500.00
Jeev M. Singh.....	T33	73-72-70-70	285	51,000.00	C Muniyappa.....	T74	74-69-78-79	300	26,500.00
Scott Strange.....	T33	71-72-74-68	285	51,000.00	Wei-Huang Wu.....	T77	74-78-75-74	301	25,500.00
Y.E. Yang.....	T33	72-71-75-67	285	51,000.00					

TPC Southwind



Phil Mickelson, who finished T2 at the 2020 WGC-FedEx St. Jude Invitational, has four career top-three finishes in eight consecutive appearances at TPC Southwind without a victory.

Scoring Records for FedEx St. Jude Classic (at TPC Southwind)

Lowest Front Nine

28, **Joel Edwards**, 2002

Lowest Back Nine

29 -- **Gene Sauers** (1995), **Gil Morgan** (1996), **Clarence Ross** (1999), **Boo Weekley** (2002), **Tom Pernice, Jr.** (2004), **Lee Westwood** (2010)

Best 18 Hole Score

61, **Jay Delsing**, 1993
61, **Bob Estes**, 2001

Best Round 1 Score

61, **Bob Estes**, 2001

Best Round 2 Score

62, **Jim McGovern**, 1992
62, **Jim Gallagher, Jr.**, 1995
62, **John Cook**, 1996

Best Round 3 Score

62, **Tom Kite**, 1990
62, **Mike Sullivan**, 1992

Best Final Round Score

61, **Jay Desling**, 1993

Best 36 Holes

126, **David Frost**, 1999
126, **John Cook**, 1996

Best 54 Holes

189, **John Cook**, 1996

Best 72 Holes

258, **John Cook**, 1996
261, **Dustin Johnson**, 2018

Holes in One

Dillard Pruitt (No. 4), second round, 1990
Lanny Wadkins (No. 4), third round, 1991
Gil Morgan (No. 4), third round, 1992
Kawika Cotner (No. 4), second round, 1995
David Berganio, Jr. (No. 11), third round, 1997
Kevin Wentworth (No. 4), third round, 1998
Ted Tryba (No. 8), second round, 1998
Joe Ogilvie (No. 8), first round, 2001
Bob Estes (No. 14), third round, 2002
David Peoples (No. 8), second round, 2003
Joel Kribel (No. 11), second round, 2003
Willie Wood (No. 4), final round, 2003
Jim Carter (No. 8), second round, 2004
Michael Allen (No. 4), third round, 2004

Alex Cejka (No. 4), third round, 2010

Billy Mayfair (No. 8), first round, 2010

Will MacKenzie (No. 8), first round, 2010

Eric Meierdierks (No. 8), third round, 2013

Stuart Appleby (No. 8), first round, 2013

David Hearn (No. 4), second round, 2015

Hudson Swafford (No. 14), second round, 2015

Stewart Cink (No. 8), third round, 2018

Double Eagles

Phil Blackmar (No. 3), second round, 1990

Bill Glasson (No. 5 when it was a par-5), first round, 2000

Steve Wheatcroft (No. 3), second round, 2010

Fewest Putts in a Round

18, **Jim McGovern**, 1992

20, **Jim Woodward**, 1991

Low Finish by Winner

62, **Woody Austin**, final round, 2007

High Finish by Winner

73, **Ben Crane**, final round, 2014

73, **Justin Leonard**, final round, 2005

73, **David Toms**, final round, 2004

Low Start by Winner

61, **Bob Estes**, 2001

High Start by Winner

72, **Woody Austin**, 2007

72, **Jeff Maggert**, 2006

72, **Tom Kite**, 1990

Largest 18 Hole Lead

3, **Bob Estes**, 2001

3, **Larry Silveira**, 1990

Largest 36 Hole Lead

5, **Justin Leonard**, 2005

Largest 54 Hole Lead

8, **Justin Leonard**, 2005

Scoring Records for FedEx St. Jude Classic (at TPC Southwind)

Largest Margin of Victory

7, **John Cook**, 1996

Playoffs (6)

Tom Kite defeated **John Cook** (1990 at TPC Southwind)

Dicky Pride defeated **Gene Sauers** and **Hal Sutton** (1994 at TPC Southwind)

Nick Price defeated **Jeff Sluman** (1998 at TPC Southwind)

Justin Leonard defeated **Robert Allenby** and **Trevor Immelman** (2008 at TPC Southwind)

Lee Westwood defeated **Robert Garrigus** and **Robert Karlsson** (2010 at TPC Southwind)

Harrison Frazar defeated **Robert Karlsson** (2011 at TPC Southwind)

Best Come-from-behind Victory

7, **Len Mattiace**, 2002

Wire to Wire Winners

2001, **Bob Estes**


2005, **Justin Leonard**

2009, **Brian Gay**

2014, **Ben Crane**

TPC Southwind Hole Descriptions

Par/Yardage: 35-35 – 70/7,237 yards



Hole 1: Par 4, 434 yards

A slight uphill dogleg to the left. Fairway bunkers on the right off the tee come into play on the tee shot. Watch out for the small, well-bunkered green.




Hole 2: Par 4, 401 yards

Dogleg right. Fairway bunkers on the left off the tee. Small green with two bunkers requires a short-iron approach.




Hole 3: Par 5, 554 yards

Almost straight-away with a lake in the middle of the fairway that comes into play on the second shot. This hole will force the golfer to decide to either lay up or go for the green on the second shot. The green is deep and narrow and guarded by water on the right and bunkers on the left.




Hole 4: Par 3, 196 yards

With water short left of the green, this hole is considered one of the most picturesque on the course. Players will hit a 5- or 6-iron depending on the wind.



Hole 5: Par 4, 485 yards

A slight dogleg to the right off the tee with a large tree on the right side of the fairway that comes into play. The left side of the fairway is lined by spectator mounds.



Hole 6: Par 4, 445 yards

Slight dogleg to the left with large spectator mounds on the left side of the fairway and fairway bunkers to the right. A long drive will require a middle-iron approach shot to a well-bunkered green.

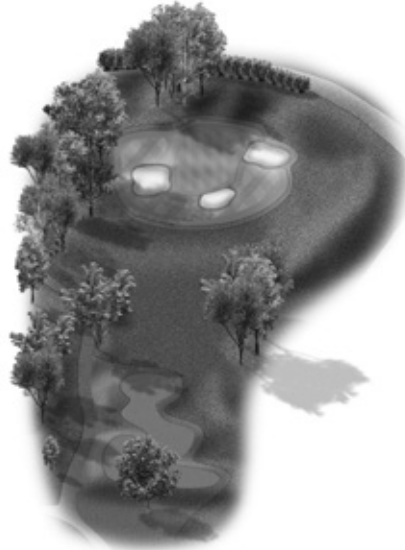
TPC Southwind Hole Descriptions

Par/Yardage: 35-35 – 70/7,237 yards



Hole 7: Par 4, 482 yards

Straight away with a large fairway bunker on the left. Requires a long tee shot to a large green that is heavily bunkered and set among the spectator mounds.




Hole 8: Par 3, 171 yards

Requires a short iron off the tee to a wide but narrow green with two large bunkers guarding the left side. To the right of the green is a slope that slants sharply onto the green.



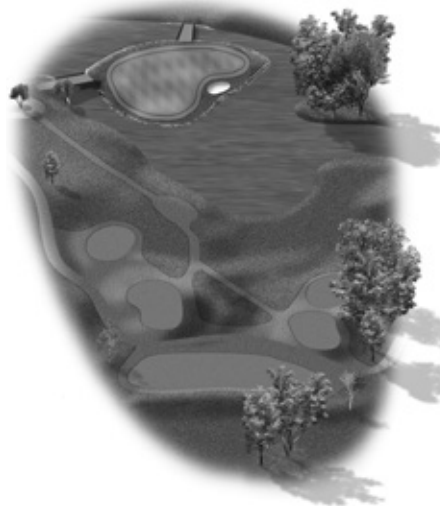
Hole 9: Par 4, 457 yards

A long dogleg to the right, slightly downhill with the second shot over a lake that is front of the green. The player needs a lot of length to get in position for the approach to the green. The ideal drive is past the large tree on the right of the fairway to ensure an open shot to the green.



Hole 10: Par 4, 465 yards

A slight dogleg to the left with water possibly coming into play off the tee for a long hitter. Some players may opt to go with a 3-wood off the tee instead of a driver. The second shot is over water to a well-bunkered green accented by trees short of the green.



Hole 11: Par 3, 162 yards

A smaller version of the famous 17th at TPC Sawgrass, but with its own uniqueness. This hole requires short iron over water to an island green with a small pot bunker that guards the front edge of the green.



Hole 12: Par 4, 406 yards

A short dogleg to the right with water that extends down the entire right side. Fairway bunkers on the left side of the hole come into play off the tee. A good driving hole.

TPC Southwind Hole Descriptions

Par/Yardage: 35-35 – 70/7,237 yards



Hole 13: Par 4, 472 yards

A good driving hole. The key position on the left side gives the player the best approach to the green, which is well-guarded by four bunkers.



Hole 14: Par 3, 239 yards

Elevated tee and a full carry over water to a severely undulated green. A very difficult par 3, set among a natural amphitheater.




Hole 15: Par 4, 395 yards

With a beautiful tree-lined fairway, this is a fairly short par 4 with a slight dogleg to the left. The second shot is over a creek to a well-bunkered green. Emphasis should be on placement of the tee shot.




Hole 16: Par 5, 530 yards

An uphill par 5 that is reachable in two. The green is small and well-guarded with bunkers. Could be the hole that decides the championship because a birdie (or better) is likely.



Hole 17: Par 4, 490 yards

A long downhill hole that requires a lot of length off the tee to set up the second shot over the creek. The long and narrow green is protected by six bunkers.



Hole 18: Par 4, 453 yards

An excellent finishing hole that places a great demand off the tee. This dogleg left has water that comes into play on the first two shots, as well as fairway bunkers on the right. Spectator mounds surround the medium-sized green.

2020-21 World Golf Championships Schedule

2021 Event TBD

World Golf Championships-HSBC Champions

Sheshan International Golf Club

Shanghai, CHINA

2019 Champion: Rory McIlroy

February 25-28, 2021

World Golf Championships-Workday Championship at The Concession

The Concession Golf Club

Bradenton, Florida, USA

2021 Champion: Collin Morikawa

March 25-29, 2021

World Golf Championships-Dell Technologies Match Play

Austin Country Club

Austin, Texas, USA

2021 Champion: Billy Horschel

August 2-8, 2021

World Golf Championships-FedEx St. Jude Invitational

TPC Southwind

Memphis, Tennessee, USA

2020 Champion: Justin Thomas

